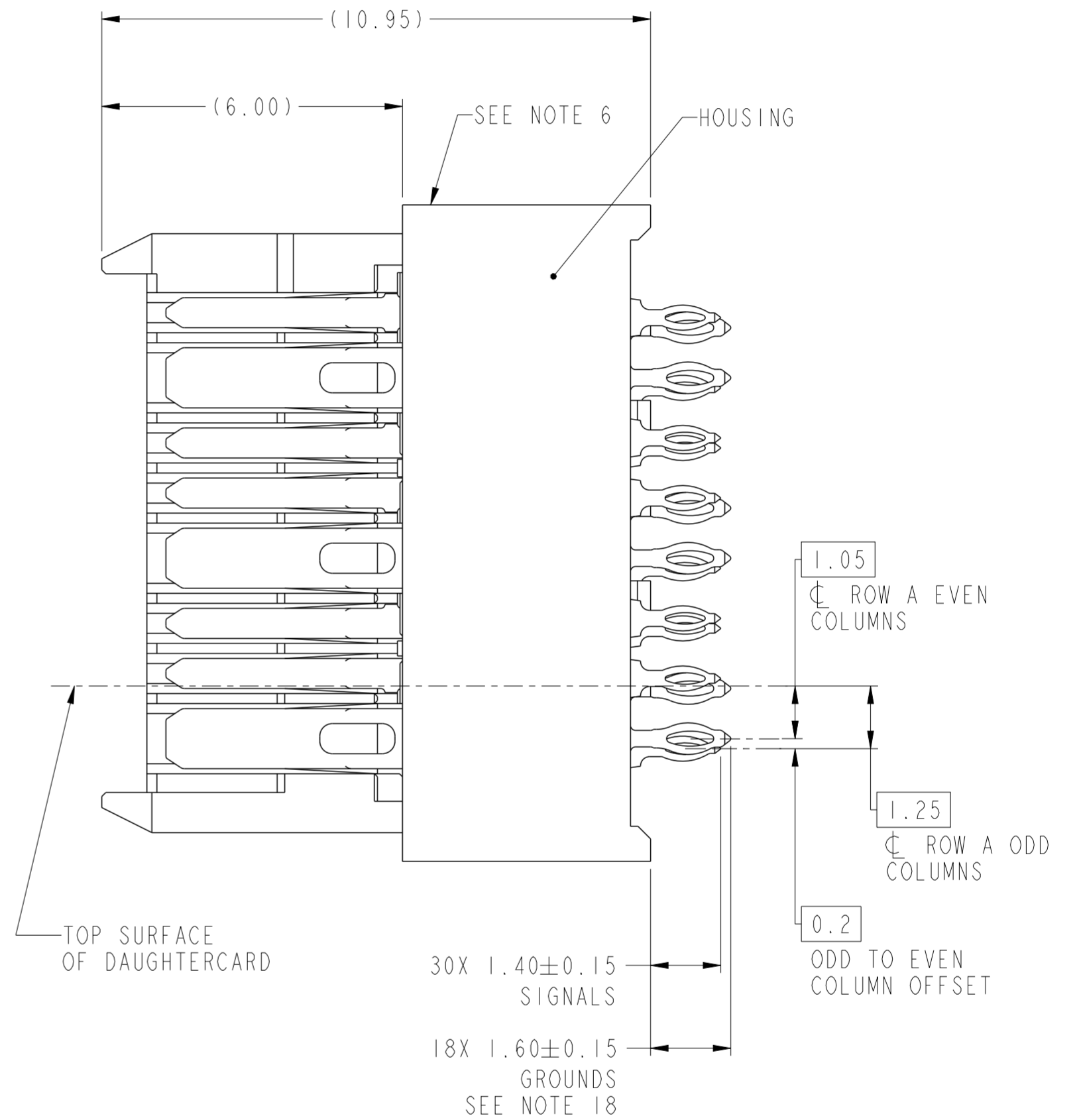
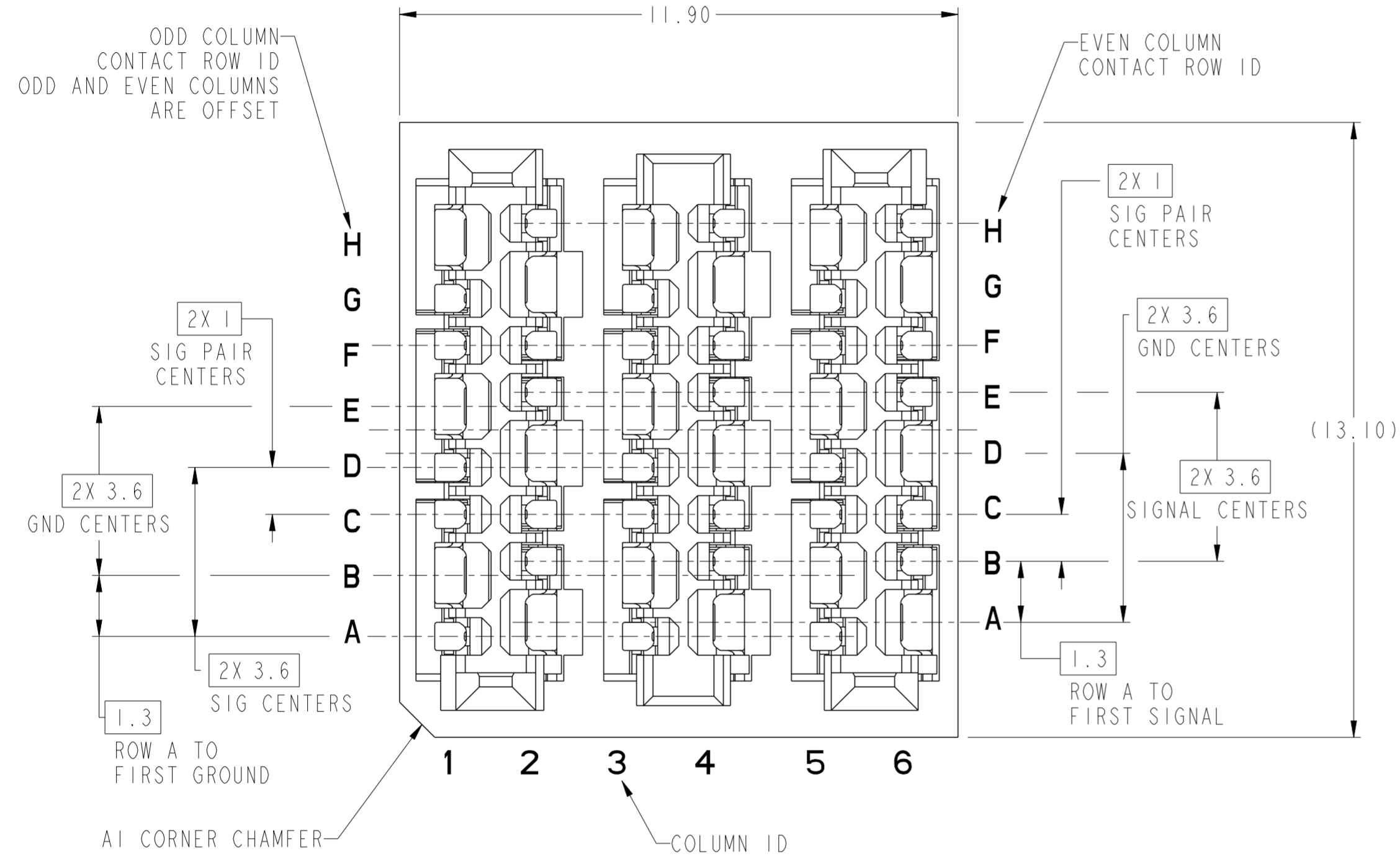


PRODUCT NUMBER
SEE SHEET 10



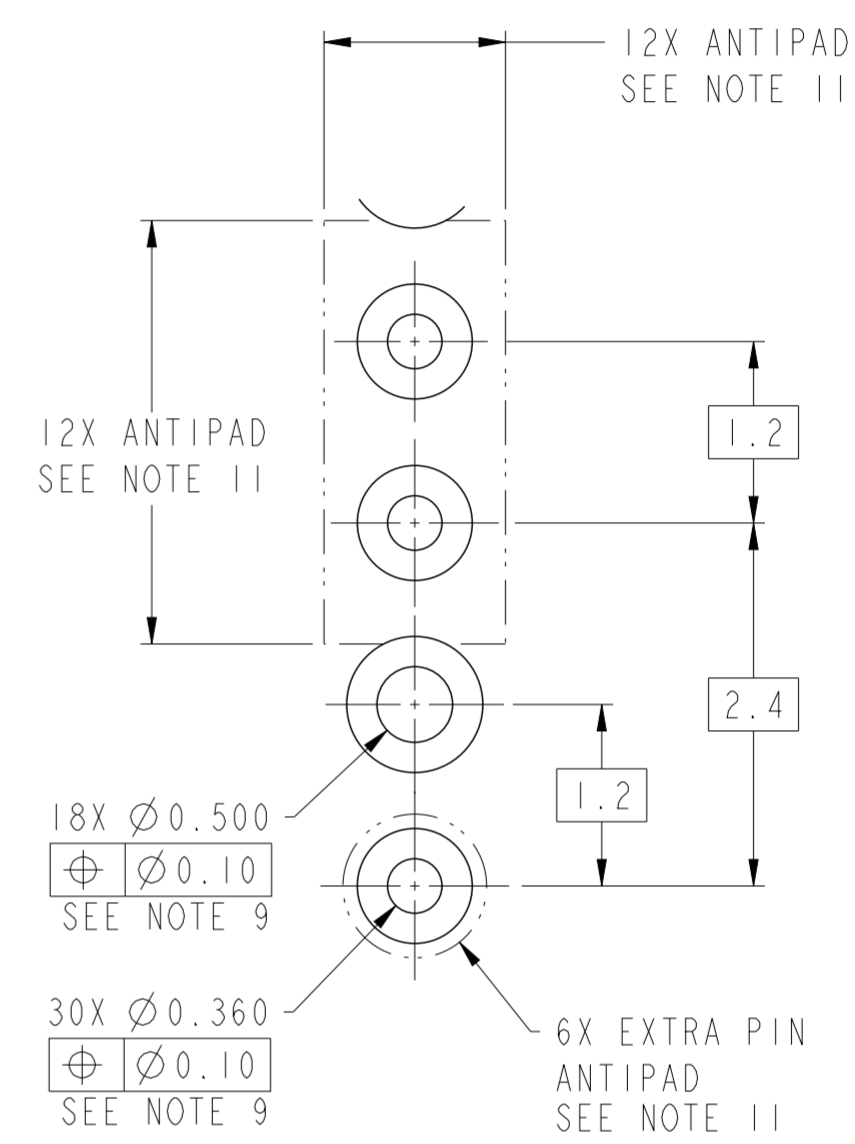
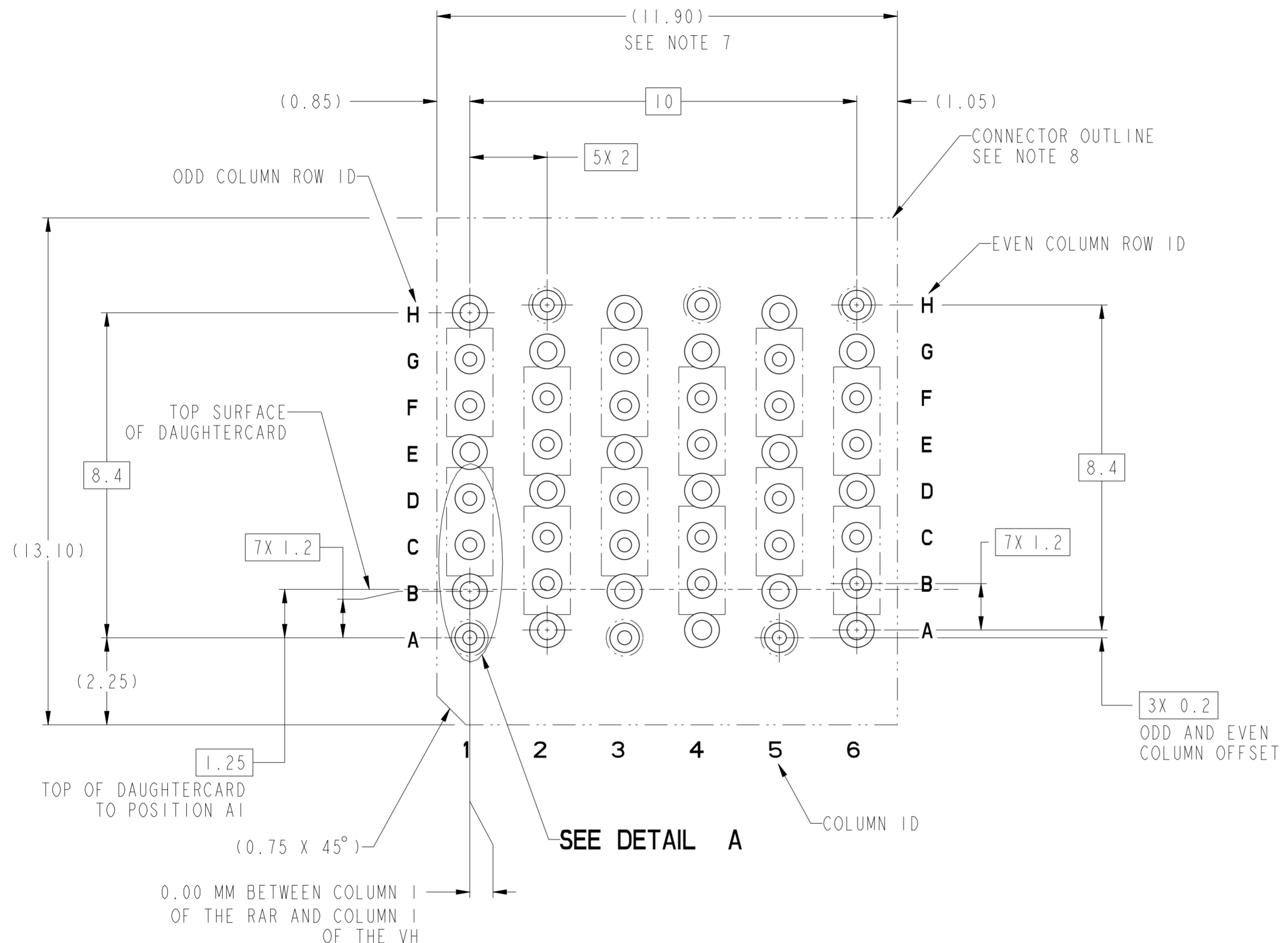
10128334-Y01YLF
(10128334-101YLF STANDARD MATE CONNECTOR SHOWN)

spec ref	---	dr	Daniel Xiao	2014/01/21	projection	MM	size	A2	scale	5:1
tolerance std	ASME Y14.5M	eng	Peng-Bing Fu	2020/05/19			ecn no	ELX-DG-37058-1	rel level Released	rev D
TOLERANCES UNLESS OTHERWISE SPECIFIED		chr	-	product family			ExaMAX			
surface	linear 0.X ±.3 0.XX ±.10 0.XXX ±.050 angular 0° ±2°	appr	Heaven Cen	2020/05/20			cat. no.	SEE TABLE		
		Amphenol FCI		title ExaMAX VERTICAL HEADER ASS'Y, 2 PAIR, 48 POS, 6 IMLA		dwg no 10128334				

PDS: Rev :D

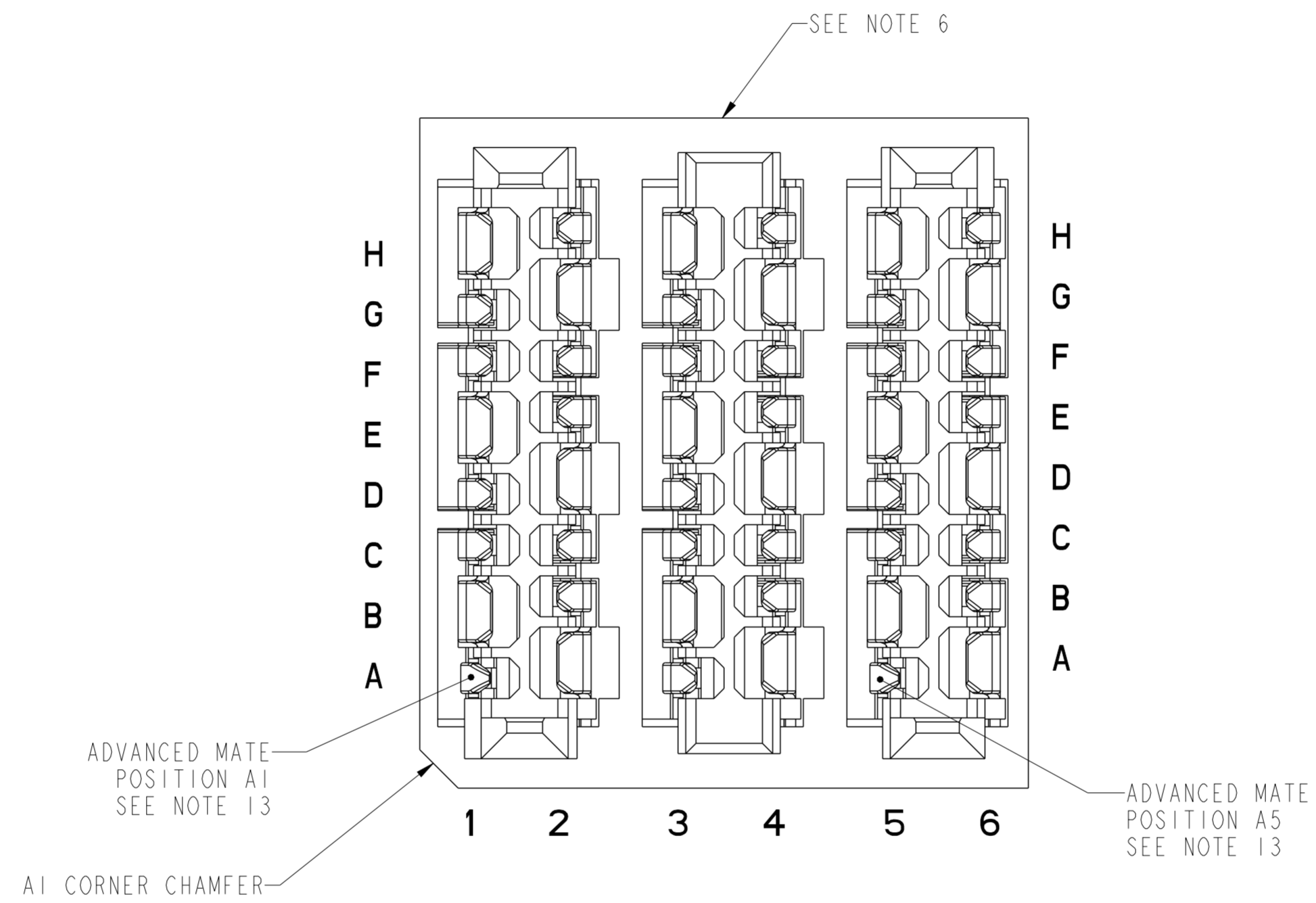
STATUS:Released

Printed: May 20, 2020



**RECOMMENDED PCB LAYOUT FOR
10128334-Y01YLF COMPONENT SIDE
SEE NOTES 7, 8, 9, & 11**

spec ref	---	dr	Daniel Xiao	2014/01/21	projection	MM	size	A2	scale	5:1	
tolerance std	ASME Y14.5M	eng	Peng-Bing Fu	2020/05/19			ecn no	ELX-DG-37058-1			
TOLERANCES UNLESS OTHERWISE SPECIFIED		chr	-				rel level	Released			
surface	-	appr	Heaven Cen				product family	ExaMAX		rel level	Released
linear	0.X ±.3 0.XX ±.10 0.XXX ±.050	Amphenol FCi		title		ExaMAX VERTICAL HEADER		dwg no	10128334		
angular	0° ±2°	cat. no.		SEE TABLE		Product - Customer Drw		rev	D		

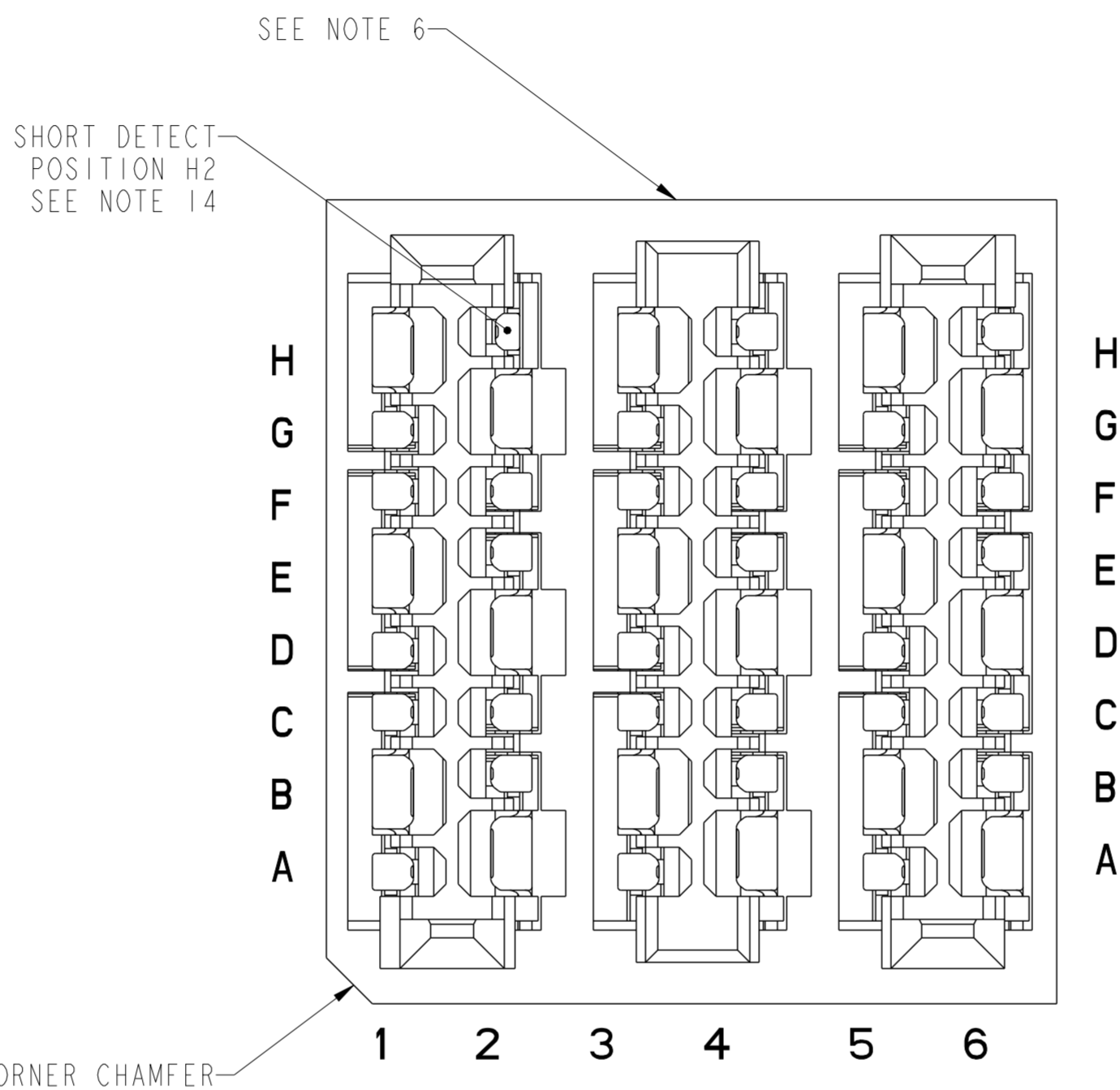


10128334-201YLF
ADVANCED MATE CONNECTOR
ADVANCED MATE POSITIONS ARE POSITIONS A1 AND A5 ONLY
FOR ALL OTHER DIMENSIONS SEE SHEETS 1 & 2

**Amphenol
FCi**

© 2016 AFci

spec ref	---	dr	Daniel Xiao	2014/01/21	projection	MM	size	A2	scale	5:1				
tolerance std	ASME Y14.5M	eng	Peng-Bing Fu	2020/05/19			ecn no	ELX-DG-37058-1						
TOLERANCES UNLESS OTHERWISE SPECIFIED		chr	-				rel level	Released						
surface	-	appr	Heaven Cen		product family	ExaMAX		rel level	Released					
linear angular	0.X	±.3		title ExaMAX VERTICAL HEADER ASS'Y, 2 PAIR, 48 POS, 6 IMLA	cat. no. SEE TABLE	Product - Customer Drw	dwg no 10128334	rev D	sheet 3 of 11					
	0.XX	±.10							PDS: Rev :D		STATUS:Released		Printed: May 20, 2020	
	0.XXX	±.050												

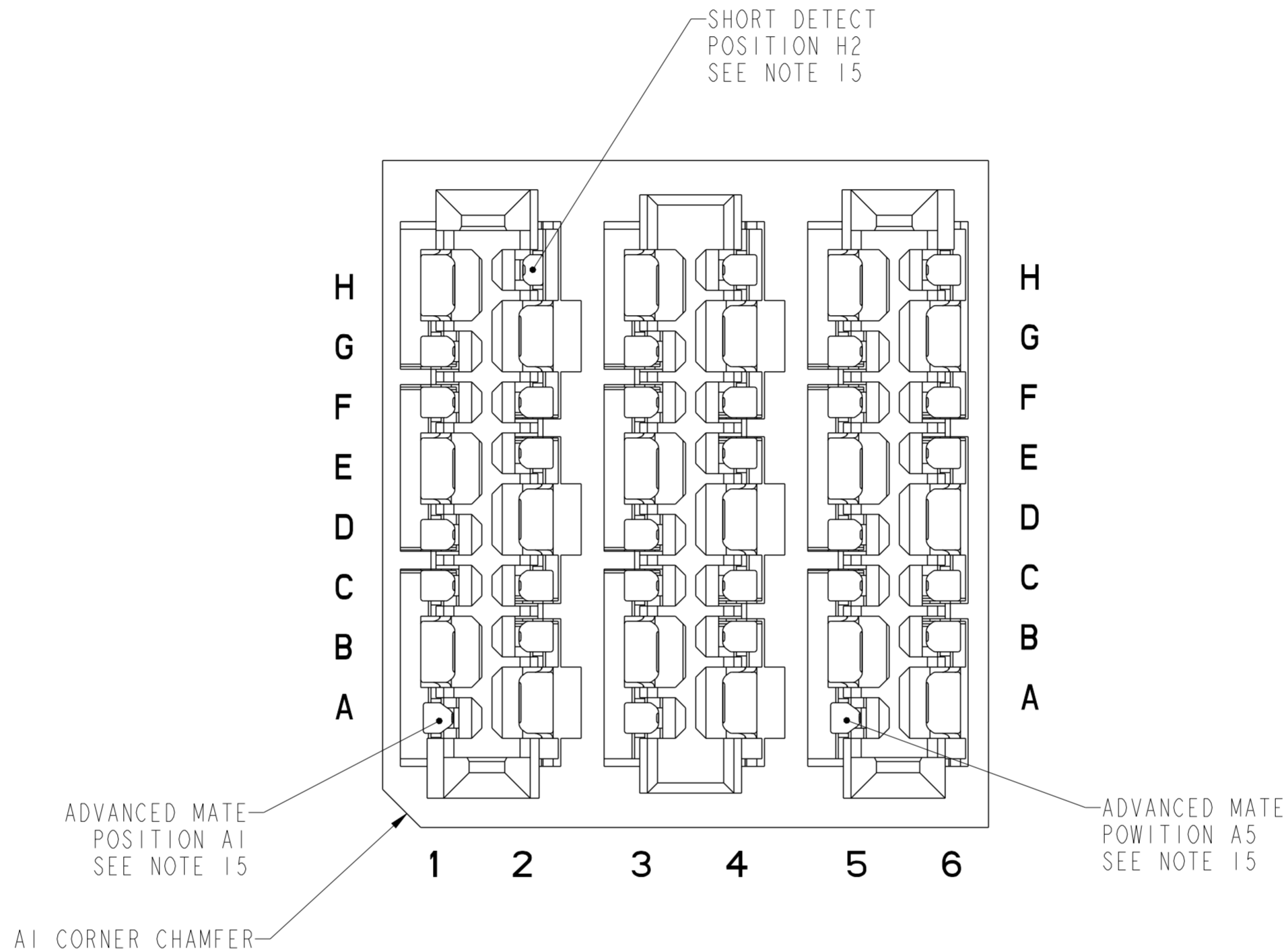


10128334-301YLF
 SHORT DETECT CONNECTOR
 SHORT DETECT POSITION IS H2 ONLY
 FOR ALL OTHER DIMENSIONS SEE SHEETS 1 & 2

Amphenol
FCi

© 2016 AFCI

spec ref	---	dr	Daniel Xiao	2014/01/21	projection	MM	size	A2	scale	5:1
tolerance std	ASME Y14.5M	eng	Peng-Bing Fu	2020/05/19			ecn no	ELX-DG-37058-1		
TOLERANCES UNLESS OTHERWISE SPECIFIED		chr	-				rel level	Released		
surface	✓	appr	Heaven Cen		product family	ExaMAX		rel level	Released	
linear	0.X ±.3 0.XX ±.10 0.XXX ±.050			title ExaMAX VERTICAL HEADER ASS'Y, 2 PAIR, 48 POS, 6 IMLA		dwg no 10128334	rev D			
angular	0° ±2°	cat. no.	SEE TABLE		Product - Customer Drw		sheet 4 of 11			

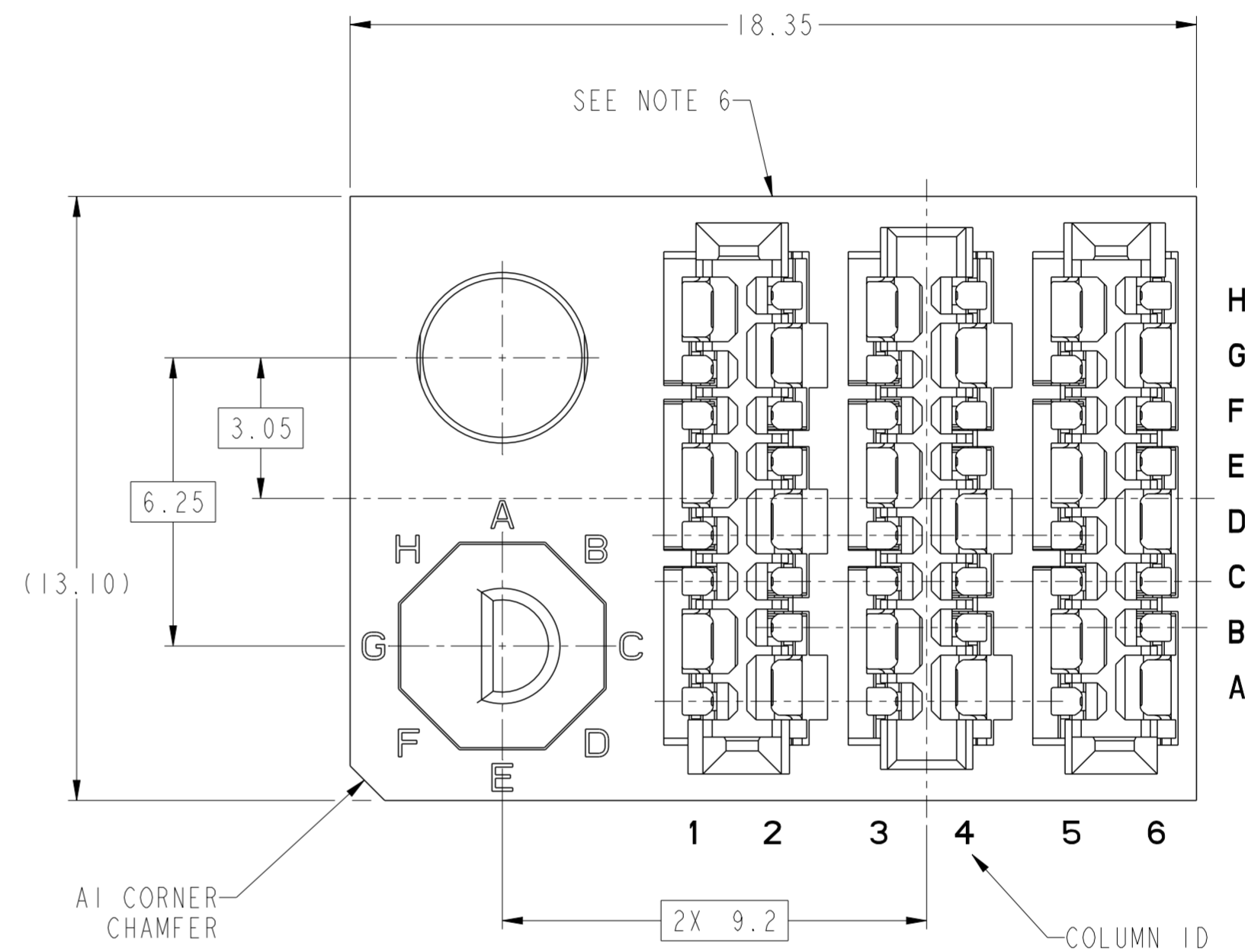
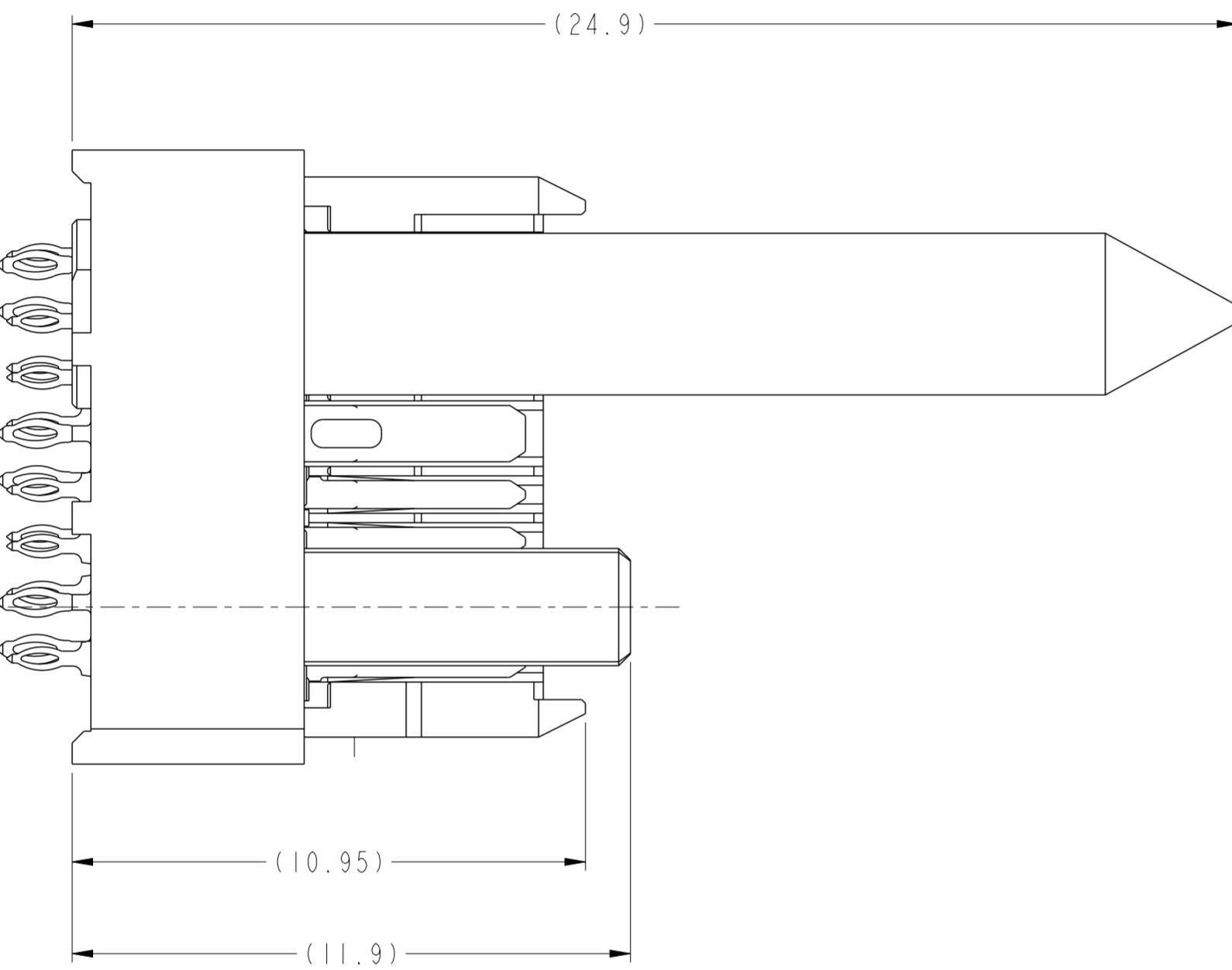


10128334-401YLF
 ADVANCED MATE/SHORT DETECT CONNECTOR
 ADVANCED MATE POSITIONS ARE POSITIONS A1 AND A5 ONLY
 SHORT DETECT POSITION IS H2 ONLY
 FOR ALL OTHER DIMENSIONS SEE SHEETS 1 & 2

Amphenol
FCi

© 2016 AFci

spec ref	---	dr	Daniel Xiao	2014/01/21	projection	MM	size	A2	scale	3:1
tolerance std	ASME Y14.5M	eng	Peng-Bing Fu	2020/05/19			ecn no	ELX-DG-37058-1		
TOLERANCES UNLESS OTHERWISE SPECIFIED		chr	-				rel level	Released		
surface	✓	appr	Heaven Cen		product family	ExaMAX		rel level	Released	
	linear	0.X	±.3		title		ExaMAX VERTICAL HEADER	dwg no 10128334	rev D	cat. no. SEE TABLE
		0.XX	±.10		title		ASS'Y, 2 PAIR, 48 POS, 6 IMLA			
		0.XXX	±.050		title		Product - Customer Drw			
	angular	0°	±2°	cat. no.		SEE TABLE	Product - Customer Drw		sheet 5 of 11	



10128334-Y1AYLF THRU -Y1JYLF
 RIGHT GUIDANCE CONNECTOR (SEE NOTE 17)
 FOR ALL OTHER DIMENSIONS SEE SHEET 1

spec ref	---	dr	Daniel Xiao	2014/01/21	projection	MM	size	A2	scale	5:1	
tolerance std	ASME Y14.5M	eng	Peng-Bing Fu	2020/05/19			ecn no	ELX-DG-37058-1			
TOLERANCES UNLESS OTHERWISE SPECIFIED		chr	-				rel level	Released			
surface		appr	Heaven Cen				product family	ExaMAX			
	linear	0.X	±.3		title		no	10128334			
		0.XX	±.10		ExaMAX VERTICAL HEADER		rev	D			
		0.XXX	±.050		ASS'Y, 2 PAIR, 48 POS, 6 IMLA						
	angular	0°	±2°	cat. no.	SEE TABLE	Product - Customer	Drw		sheet 6 of 11		

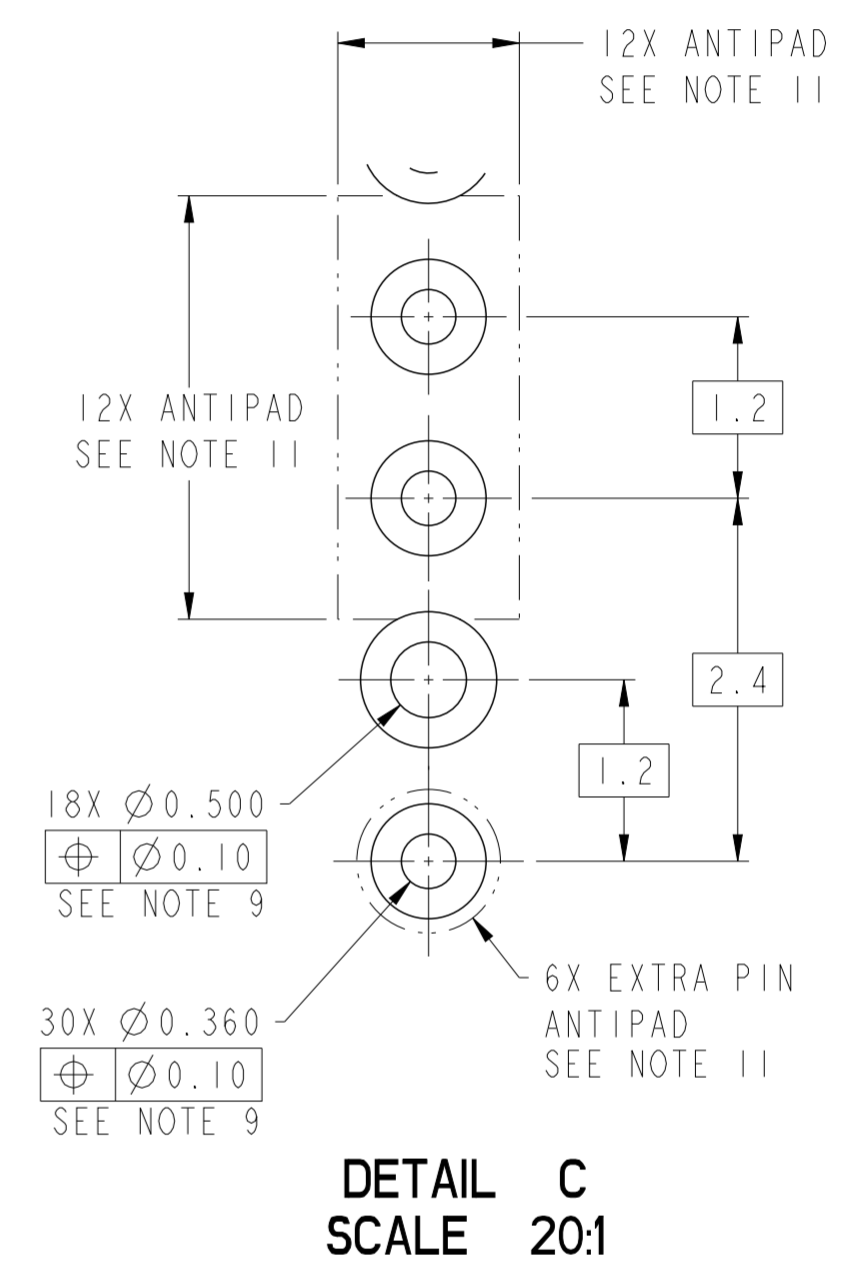
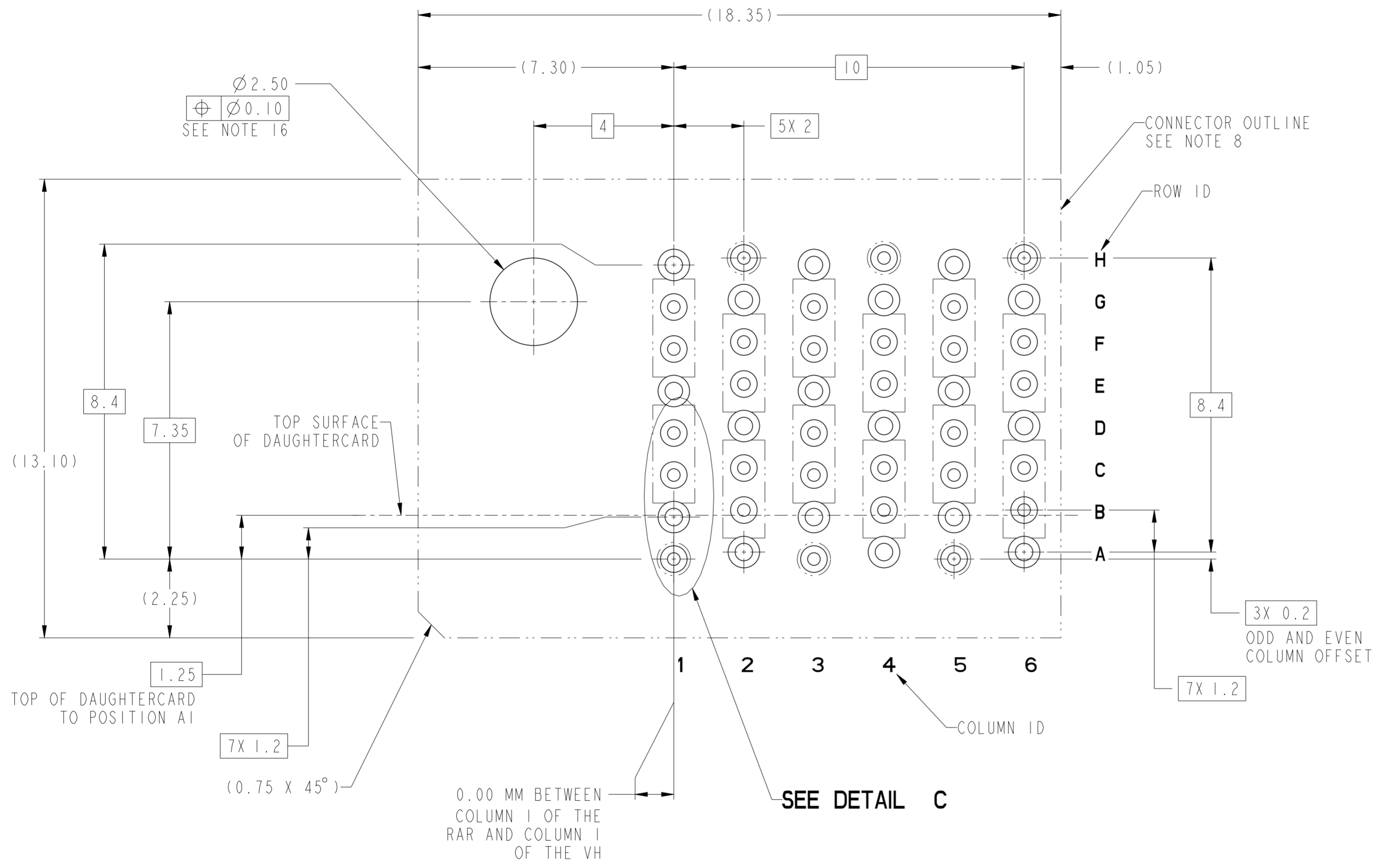
PDS: Rev :D

STATUS:Released

Printed: May 20, 2020

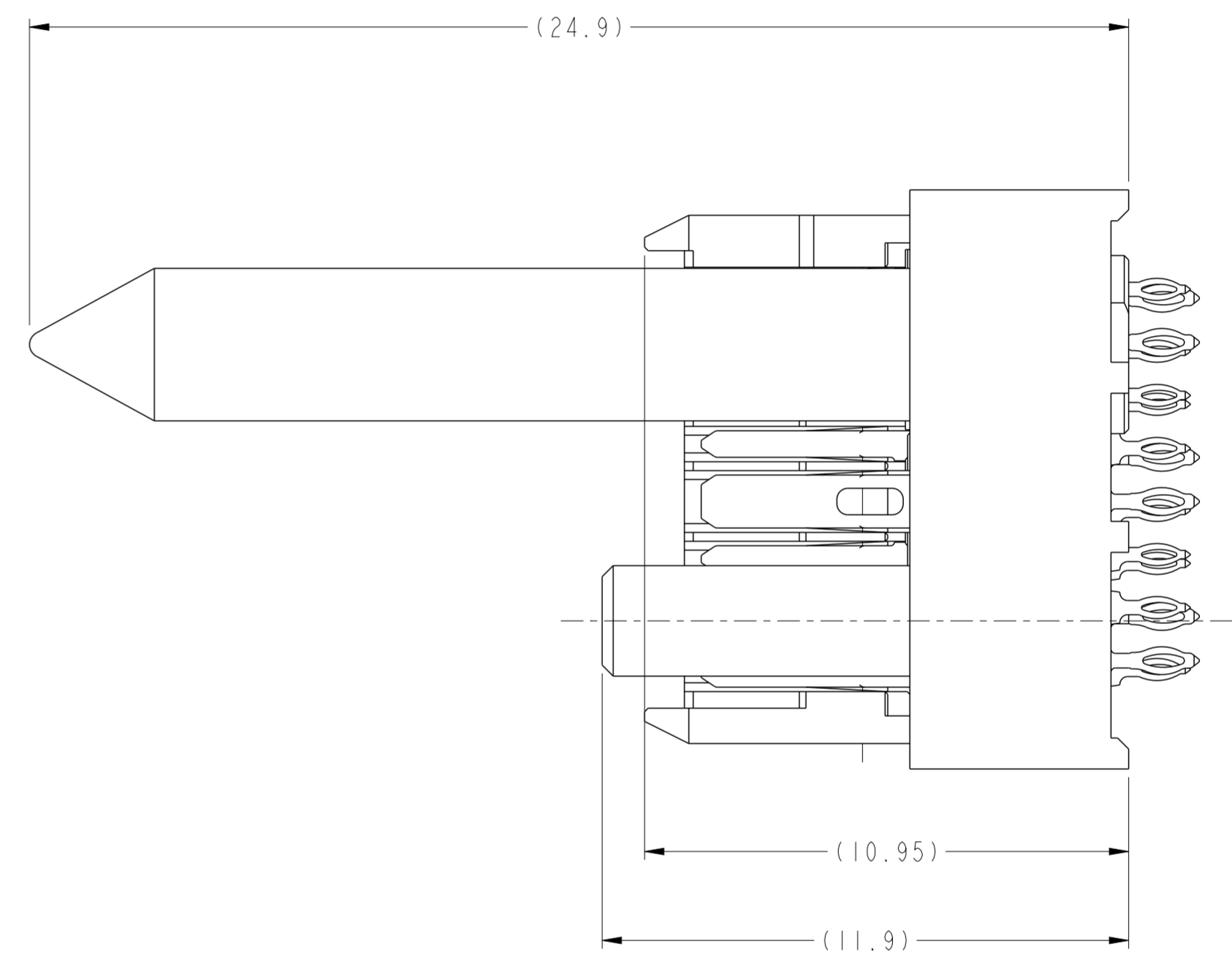
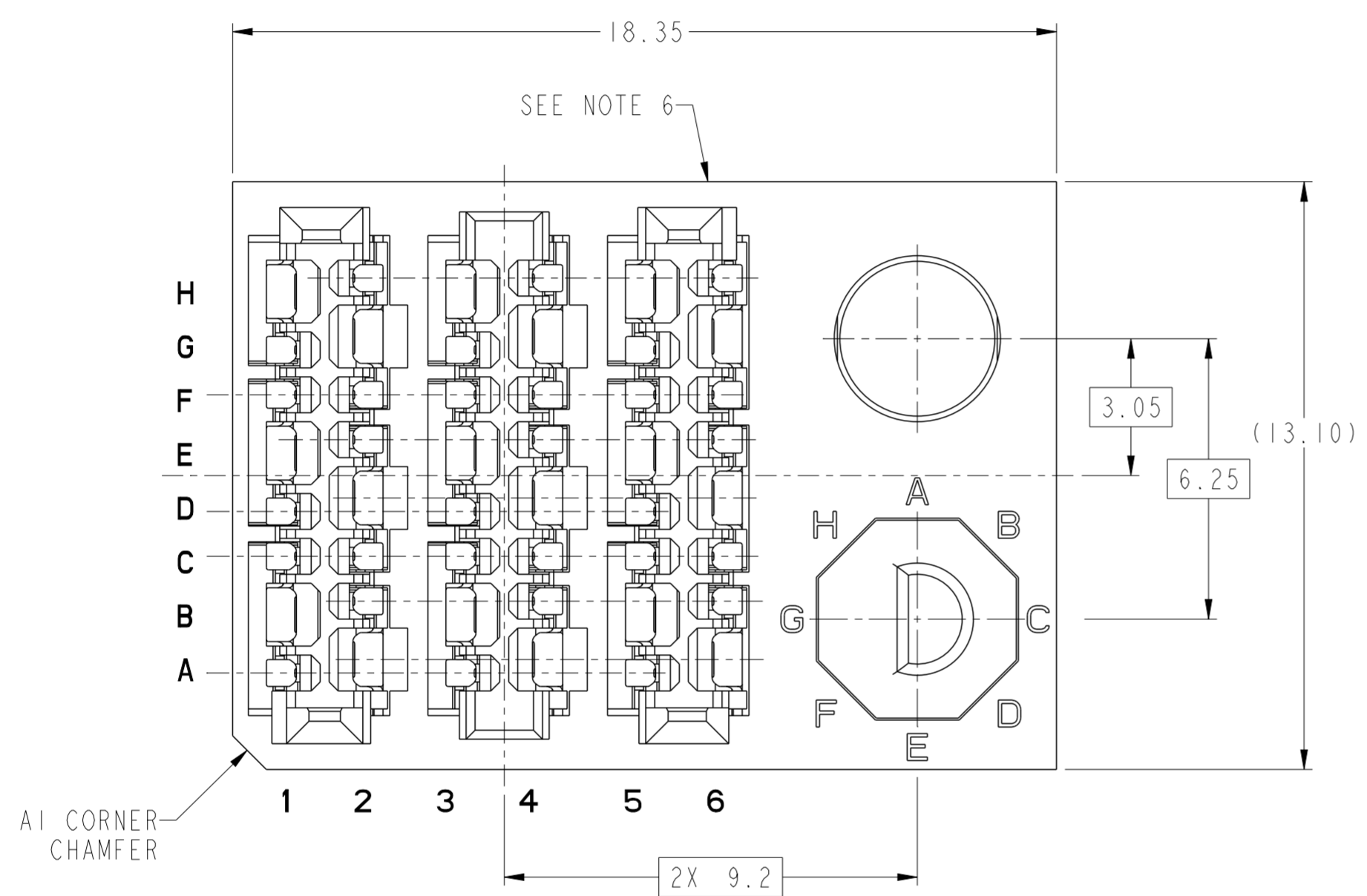
Amphenol FCI

© 2016 APCI



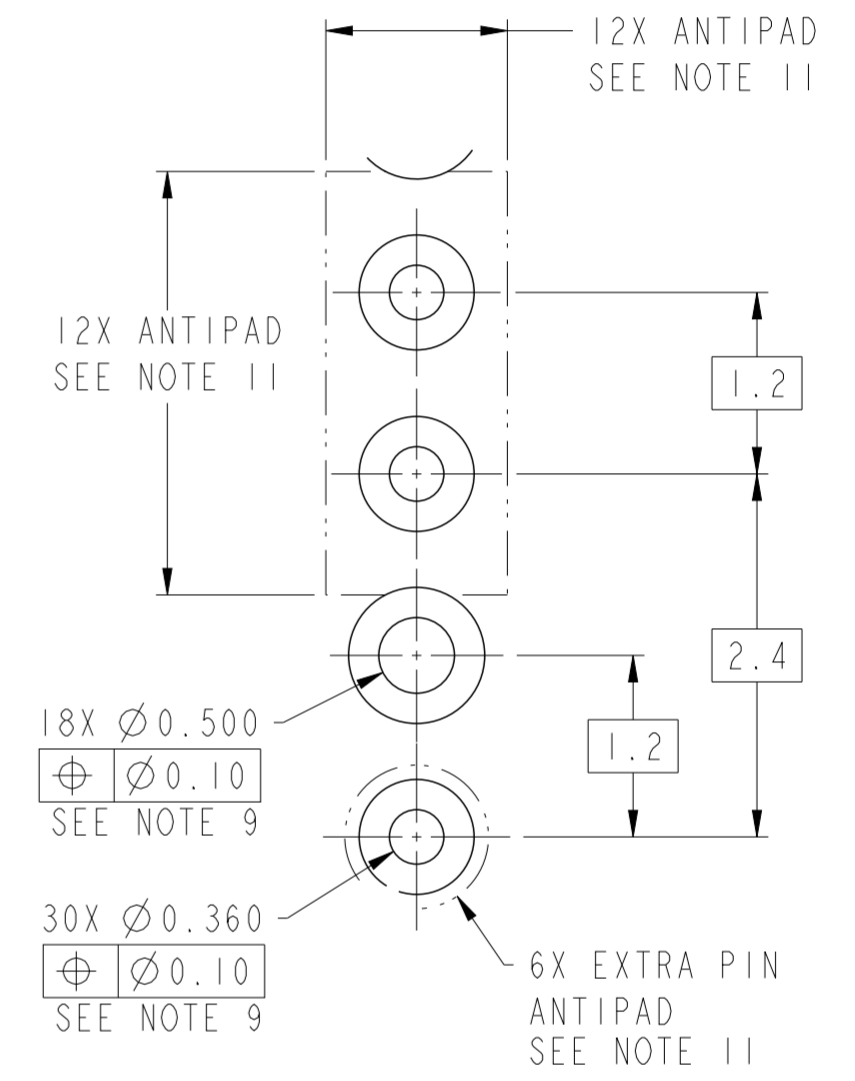
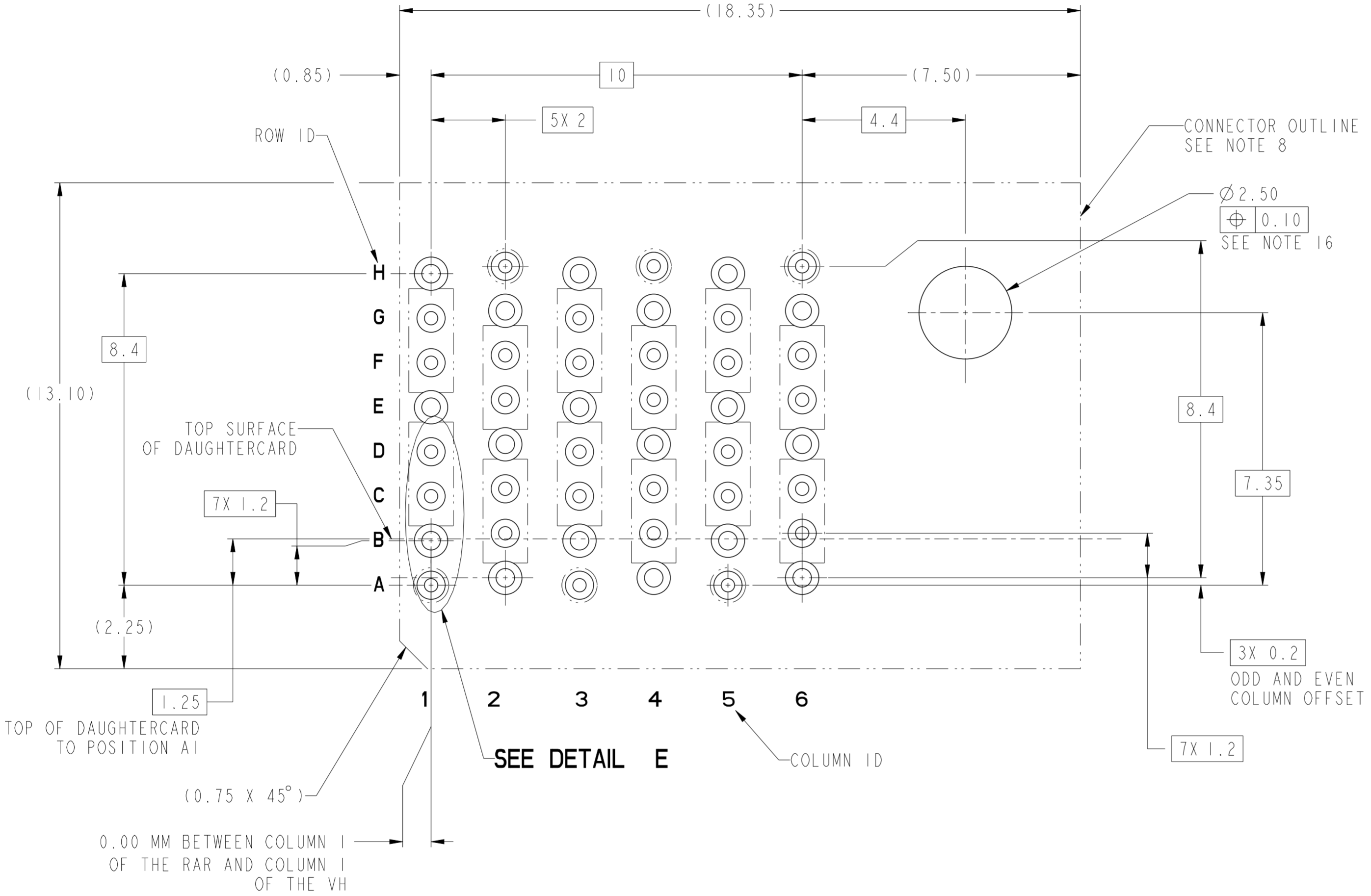
RECOMMENDED PCB LAYOUT FOR
10128334-YIYYLF
COMPONENT SIDE
SEE NOTES 8, 9, 11 & 16

spec ref	---	dr	Daniel Xiao	2014/01/21	projection	MM	size	A2	scale	2:1	
tolerance std	ASME Y14.5M	eng	Peng-Bing Fu	2020/05/19			ecn no	ELX-DG-37058-1	rel level	Released	
TOLERANCES UNLESS OTHERWISE SPECIFIED				product family							ExaMAX
surface	-	appr	Heaven Cen	2020/05/20							rel level
	linear	0.X	±.3		title ExaMAX VERTICAL HEADER ASS'Y, 2 PAIR, 48 POS, 6 IMLA	dwg no 10128334	rev D				
		0.XX	±.10					cat. no.	SEE TABLE	Product - Customer Drw	sheet 7 of 11
	angular	0°	±2°								



10128334-Y2AYLF THRU -Y2JYLF
LEFT GUIDANCE CONNECTOR (SEE NOTE 17)
FOR ALL DIMENSIONS SEE SHEET 1

spec ref	---	dr	Daniel Xiao	2014/01/21	projection	MM	size	A2	scale	3:1
tolerance std	ASME Y14.5M	eng	Peng-Bing Fu	2020/05/19			ecn no	ELX-DG-37058-1		
TOLERANCES UNLESS OTHERWISE SPECIFIED		chr	-				rel level	Released		
surface	-	appr	Heaven Cen		product family	ExaMAX		rel level	Released	
linear angular	0.X	±.3		title ExaMAX VERTICAL HEADER ASS'Y, 2 PAIR, 48 POS, 6 IMLA		dwg no 10128334	rev D	cat. no. SEE TABLE Product - Customer Draw sheet 8 of 11		
	0.XX	±.10								
	0.XXX	±.050								
	0°	±2°	PDS: Rev :D		STATUS:Released		Printed: May 20, 2020			



**RECOMMENDED PCB LAYOUT FOR
10128334-Y2YYLF
COMPONENT SIDE
SEE NOTES 8, 9, 11, & 16**

spec ref	---	dr	Daniel Xiao	2014/01/21	projection	MM	size	A2	scale	2:1
tolerance std	ASME Y14.5M	eng	Peng-Bing Fu	2020/05/19			ecn no	ELX-DG-37058-1	rel level	Released
TOLERANCES UNLESS OTHERWISE SPECIFIED		chr	-	product family			ExaMAX			
surface	-	appr	Heaven Cen	2020/05/20			rel level	Released		
	linear	0.X	±.3		title		ExaMAX VERTICAL HEADER	cat. no. SEE TABLE	Product - Customer Drw	sheet 9 of 11
		0.XX	±.10		title		ASS'Y, 2 PAIR, 48 POS, 6 IMLA			
		0.XXX	±.050		title		10128334			
	angular	0°	±2°	cat. no.		SEE TABLE	Product - Customer Drw	rev		D

PDS: Rev :D

STATUS: Released

Printed: May 20, 2020


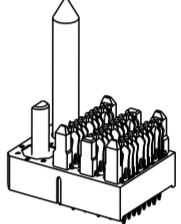
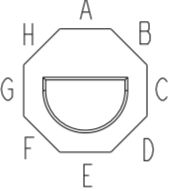
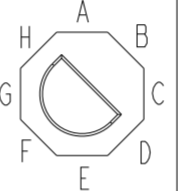
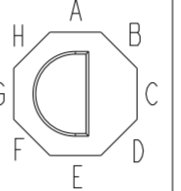
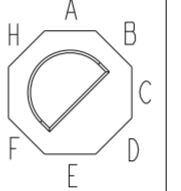
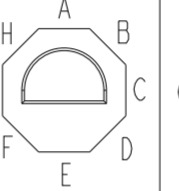
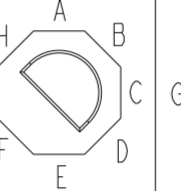
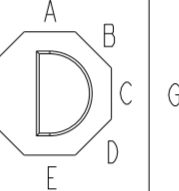
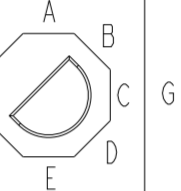
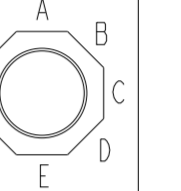
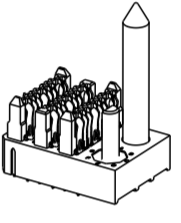
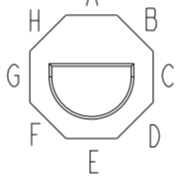
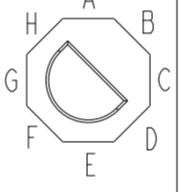
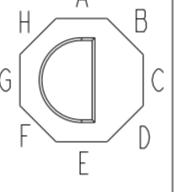
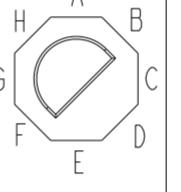
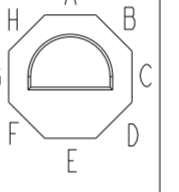
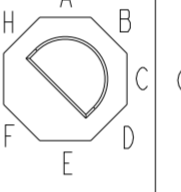
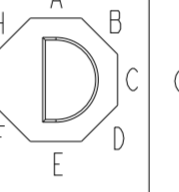
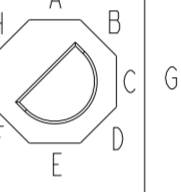
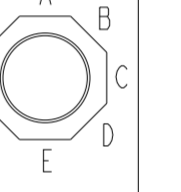
Amphenol
FCI

© 2016 AFci

1 0 1 2 8 3 3 4 - Y Y Y Y L F

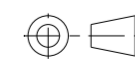
PLATING
SEE NOTE 2

ASSEMBLY PART NUMBER	DESCRIPTION
10128334-1YYYYLF	STANDARD MATE
10128334-2YYYYLF	ADVANCED MATE
10128334-3YYYYLF	SHORT DETECT
10128334-4YYYYLF	ADVANCED MATE & SHORT DETECT

MODULE DESCRIPTION	DESIGNATION REPRESENTED IN DASH NUMBER										BASE MODULE
STANDARD NO GUIDANCE (SEE SHEET 1)	01										
RIGHT GUIDANCE MODULE (SEE SHEET 6)	1A	1B	1C	1D	1E	1F	1G	1H	1J (NO KEY)		
											
LEFT GUIDANCE MODULE (SEE SHEET 8)	2A	2B	2C	2D	2E	2F	2G	2H	2J (NO KEY)		
											

Amphenol
FCi

© 2016 APCI

spec ref	---	dr	Daniel Xiao	2014/01/21	projection	MM	size	A2	scale	5:1				
tolerance std	ASME Y14.5M	eng	Peng-Bing Fu	2020/05/19		← →	ecn no	ELX-DG-37058-1						
TOLERANCES UNLESS OTHERWISE SPECIFIED		chr	-	appr			Heaven Cen	2020/05/20	product family	ExaMAX	rel level	Released		
surface	- ✓	linear	0.X	±.3	Amphenol FCi	title	ExaMAX VERTICAL HEADER				drg no	10128334	rev	D
			0.XX	±.10			ASS'Y, 2 PAIR, 48 POS, 6 IMLA							
			0.XXX	±.050			cat. no.	SEE TABLE	Product - Customer Drw	sheet 10 of 11				
angular	0°	±2°												

PDS: Rev :D

STATUS:Released

Printed: May 20, 2020

NOTES:

- ① - CONNECTOR MATERIALS:
HOUSING: HIGH TEMP THERMOPLASTIC, BLACK, UL94-V0
IMLA PLASTIC: HIGH TEMP THERMOPLASTIC, BLACK, UL94-V0
CONTACT: COPPER ALLOY
GUIDE PIN: ZINC ALLOY
POLARIZING PIN: ZINC ALLOY
- 2 - CONTACT PLATING:
SEPARABLE INTERFACE:
-YYYYLF: PERFORMANCE-BASED PLATING, QUALIFIED TO MEET THE REQUIREMENTS OF FCI PRODUCT SPECIFICATION GS-12-1096 INCLUDING TELCORDIA GR-1217-CORE (NOVEMBER 1995) CENTRAL OFFICE TEST SEQUENCE
-YYY2LF:GXT+ OVER NICKEL
-YYY9LF:GXT OVER NICKEL
PRESS-FIT TAILS: TIN OVER NICKEL (LEAD FREE)
- 3 - PRODUCT SPECIFICATION: GS-12-1096
- 4.- APPLICATION SPECIFICATION GS-20-0361.
- 5 - PACKAGING MEETS GS-14-920 LEAD FREE LABELING SPECIFICATION.
- ⑥ - PRODUCT MARKING, (PROTOTYPE, PART NUMBER & LOT CODE), ON THIS SURFACE.
- ⑦ - THE MINIMUM CENTERLINE SPACING BETWEEN ADJACENT MODULES IS 12.0 mm FOR 10128334-101YLF.
- ⑧ - CONNECTOR OUTLINE MAY BE SCREEN PRINTED ONTO CUSTOMER PCB TO BE USED AS A GUIDE FOR MANUAL CONNECTOR PLACEMENT.
- ⑨ - REFER TO CUSTOMER DRAWING 10119933 FOR INFORMATION ON PCB HOLE DIAMETERS AND PLATING OPTIONS
- ⑩ - THIS PRODUCT MEETS THE EUROPEAN UNION DIRECTIVES & OTHER COUNTRY REGULATIONS AS DESCRIBED IN GS-47-0004.
- ⑪ - REFER TO ROUTING GUIDE GS-20-0511 FOR RECOMMENDATIONS ON OPTIMIZATION OF FOOTPRINT AND TRACE ROUTING LAYOUT.
- 12 - THE HOUSING WILL WITHSTAND EXPOSURE TO 260° C PEAK TEMPERATURE FOR 10-30 SECONDS IN A CONVECTION, INFRA-RED OR VAPOR PHASE REFLOW OVEN.
- ⑬ - THE ADVANCED MATE HEADER, 10128334-2YYYYLF, WHEN MATED WITH AN ADVANCED MATE RIGHT ANGLE RECEPTACLE, 10128332-2YYYYLF, WILL PROVIDE 2 PAIRS OF MATING CONTACTS THAT MATE 0.75MM BEFORE THE REMAINDER OF THE SIGNAL AND GROUND CONTACTS.
- ⑭ - THE SHORT DETECT HEADER, 10128334-3YYYYLF, WHEN MATED WITH A RIGHT ANGLE RECEPTACLE, 10128332-1YYYYLF, WILL PROVIDE 1 PAIR OF MATING CONTACTS THAT MATE 1.00 MM AFTER THE REMAINDER OF THE SIGNAL AND GROUND CONTACTS.
- ⑮ - THE ADVANCED MATE / SHORT DETECT HEADER, 10128334-4YYYYLF, WHEN MATED WITH AN ADVANCED MATE RECEPTACLE, 10128332-2YYYYLF, WILL PROVIDE 2 PAIRS OF MATING CONTACTS THAT MATE 0.75MM BEFORE THE REMAINDER OF THE SIGNAL AND GROUND CONTACTS AND 1 PAIR OF MATING CONTACTS THAT MATE 1.00MM AFTER THE REMAINDER OF THE SIGNAL AND GROUND CONTACTS.
- ⑯ - FOR CONNECTORS WITH EITHER A RIGHT OR LEFT GUIDE MODULE, A PHILLIPS PAN HEAD M2 X 0.4 HOLD-DOWN SCREW MUST BE USED TO SECURE THE CONNECTOR AND GUIDE PIN TO THE PCB. THE SCREW LENGTH SHALL BE 2.0-6.0 MM PLUS THE THICKNESS OF THE PCB. SCREW IS NOT PROVIDED WITH THE CONNECTOR.
- ⑰ - LEFT / RIGHT INTEGRATED GUIDE ORIENTATION IS DETERMINED BY THE LOCATION OF THE GUIDE FEATURES WHEN LOOKING AT THE MATING FACE OF THE RIGHT ANGEL RECEPTACLE. THE LEFT / RIGHT DESIGNATION OF THE MATING HEADER IS DEFINED BY THE RIGHT ANGEL RECEPTACLE THAT IT MATES WITH (i. e. A RIGHT GUIDE VERTICAL HEADER MATES WITH A RIGHT GUIDE ANGEL RECEPTACLE.)
- ⑱ - ALL GROUND CONTACTS ARE COMMONED WITHIN A COLUMN.

spec ref	---	dr	Daniel Xiao	2014/01/21	projection	MM	size	A2	scale	2:1		
tolerance std	ASME Y14.5M	eng	Peng-Bing Fu	2020/05/19		← MM →	ecn no	ELX-DG-37058-1				
TOLERANCES UNLESS OTHERWISE SPECIFIED		chr	-	appr			Heaven Cen	2020/05/20	product family	ExaMAX	rel level	Released
surface	✓	linear	0.X	±.3	Amphenol FCI	title	ExaMAX VERTICAL HEADER			rev	D	
			0.XX	±.10			cat. no.	SEE TABLE	Product - Customer Drw			sheet 11 of 11
		angular	0°	±2°								