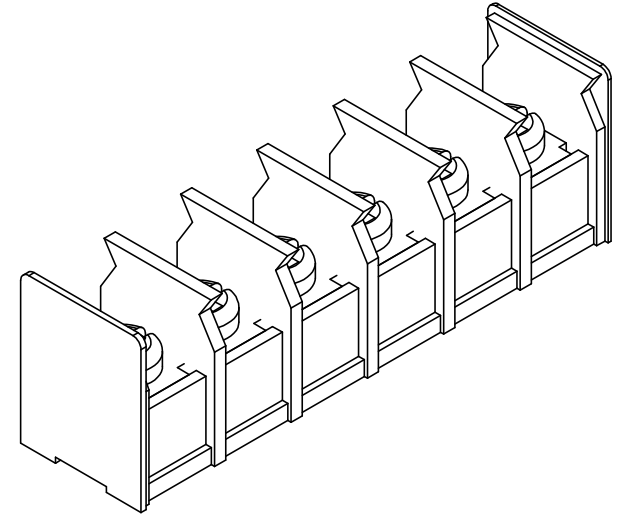
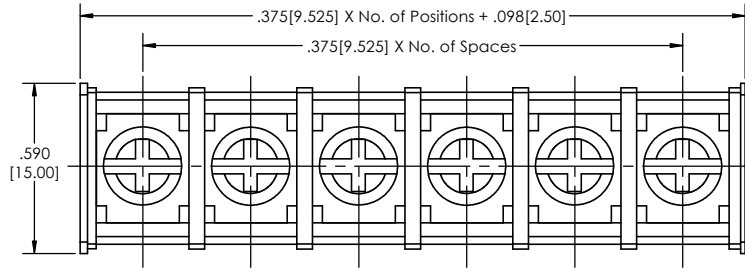
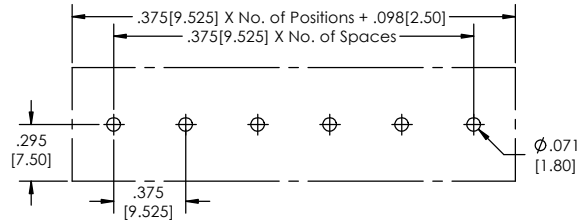
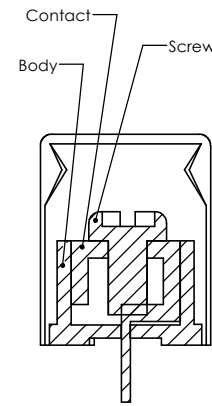


Recommended P.C. Board Layout
SCALE 2:1



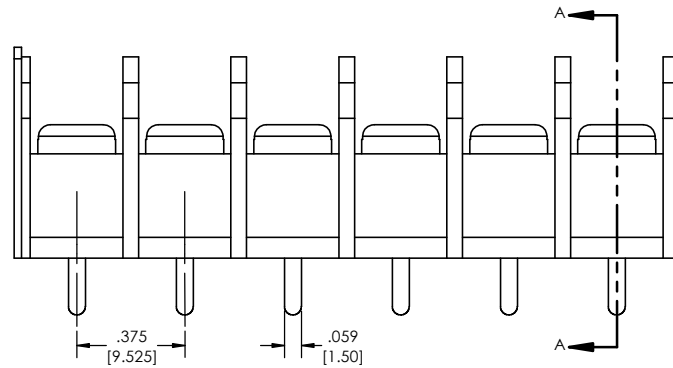
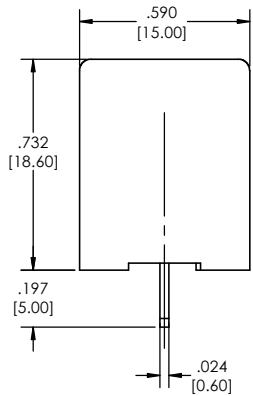
TBB - 01 - **375** - **XX** - **XX** - **LF**
(A) (B) (C) (D)

- A. Pitch
- 375= .375(9.525) cl
- B. No. of Positions
- 02-14
- C. Color
- GR= Green (Standard)
- BK= Black
- BL= Blue
- WH= White
- GY= Grey
- OR= Orange
- YW= Yellow
- RD= Red
- BR= Brown
- D. Lead Free
- Specifications:
Current Rating: 20 Ampere
Voltage Rating: AC 300V
Wire Range: 12-22 AWG
Insulation Resistance: DC 500V 1000M ohms
Dielectric Withstanding Voltage: AC 2500V/1 minute
Operation Temperature: -33°C to +105°C
Max Torque: 6.9 lb-in (7.95kgf. cm)
Strip Length: .394-.472 (10-12mm)



SECTION A-A

Tails may be clipped to achieve specific dimensions.
Products cut to specific sizes are uncancelable/ nonreturnable.
Parts are subject to change without notice.



PROPRIETARY AND CONFIDENTIAL
THE INFORMATION CONTAINED IN THIS DRAWING IS THE SOLE PROPERTY OF Major League Electronics. ANY REPRODUCTION IN PART OR AS A WHOLE WITHOUT THE WRITTEN PERMISSION OF Major League Electronics IS PROHIBITED.

UNLESS OTHERWISE SPECIFIED:		NAME		DATE	
DIMENSIONS ARE IN INCHES		DRAWN	EOW	04/16/14	
TOLERANCES:		CHECKED	GWE	04/16/14	
ONE DECIMALS ±.100		ENG APPR.			
TWO DECIMAL ±.010		MFG APPR.			
THREE DECIMAL ±.005		ADDRESS:			
FOUR DECIMAL ±.002		2533 Centennial Blvd. Jeffersonville, In 47130 Phone: 812-670-4174 Fax: 812-670-4175 E-Mail: mle@mllelectronics.com			
INTERPRET GEOMETRIC TOLERANCING PER:		FINISH		TITLE: TBB-01-375 Series	
MATERIAL		DO NOT SCALE DRAWING		SIZE DWG. NO. C	
NEXT ASSY USED ON				REV A	
APPLICATION				SCALE 3:1 SHEET 1 OF 1	

