

# Product data sheet

Specifications



## Limit switch, Limit switches XC Standard, XCKM, cat's whisker, 2NC + NO, ATEX/IECEX

XCKM3906H29EX

### Main

Range of product	Telemecanique Limit switches XC Standard
Series name	Standard format
Product or component type	Limit switch
Device short name	XCKM
Body type	Fixed
Head type	Multi-directional head
Material	Metal
Fixing mode	By the body
Movement of operating head	Multi-directional
Type of operator	Spring return cat's whisker
Switch actuation	By any moving part
Type of approach	Multi-directional approach
Electrical connection	Screw-clamp terminals, clamping capacity: 1 x 0.34...2 x 0.75 mm <sup>2</sup>
Cable entry number	1 tapped entry for M20 x 1.5 cable gland (included) 7...13 mm 2 tapped entry for M20 x 1.5 cable gland
Number of poles	3
Contacts type and composition	2 NC + 1 NO
Contacts insulation form	Zb
Contact operation	Snap action
Number of steps	1
Positive opening	Without
Minimum torque for tripping	0.13 N.m
Maximum actuation speed	1 m/s
IP degree of protection	IP66 conforming to IEC 60529

### Complementary

Body material	Zamak
Minimum actuation speed	0.01 m/min
Contact code designation	B300, AC-15 (Ue = 240 V), Ie = 1.5 A conforming to EN 60947-5-1 B300, AC-15 (Ue = 240 V), Ie = 1.5 A conforming to IEC 60947-5-1 appendix A R300, DC-13 (Ue = 250 V), Ie = 0.1 A conforming to EN 60947-5-1

<b>[Ithe] conventional enclosed thermal current</b>	6 A AC
<b>[Ui] rated insulation voltage</b>	300 V conforming to UL 508 400 V (pollution degree 3) conforming to IEC 60947-1 300 V conforming to CSA C22.2 No 14
<b>Maximum resistance across terminals</b>	25 MOhm conforming to IEC 60255-7 category 3
<b>[Uimp] rated impulse withstand voltage</b>	4 kV conforming to IEC 60664 4 kV conforming to IEC 60947-1
<b>Short-circuit protection</b>	6 A cartridge fuse, type gG
<b>Electrical durability</b>	5000000 cycles, DC-13, inductive load type, 24 V, 3 W, operating rate <3600 cyc/mn, load factor: 0.5, DC conforming to IEC 60947-5-1 appendix C 5000000 cycles, DC-13, inductive load type, 48 V, 2 W, operating rate <3600 cyc/mn, load factor: 0.5, DC conforming to IEC 60947-5-1 appendix C 5000000 cycles, DC-13, inductive load type, 120 V, 1 W, operating rate <3600 cyc/mn, load factor: 0.5, DC conforming to IEC 60947-5-1 appendix C
<b>Mechanical durability</b>	10000000 cycles
<b>Marking</b>	II2 D-Ex tb IIIC T85°C Db IP66/67
<b>Width</b>	63 mm
<b>Height</b>	64 mm
<b>Depth</b>	30 mm
<b>Environment</b>	
<b>Shock resistance</b>	50 gn for 11 ms conforming to IEC 60068-2-27
<b>Vibration resistance</b>	25 gn (f= 10...500 Hz) conforming to IEC 60068-2-6
<b>Electrical shock protection class</b>	Class I conforming to IEC 61140 Class I conforming to NF C 20-030
<b>Ambient air temperature for operation</b>	-20...60 °C
<b>Protective treatment</b>	TC
<b>Dust zone</b>	Zone 21 - 22
<b>Product certifications</b>	INERIS 04ATEX0014X IEC-Ex INE 17.0020X
<b>Standards</b>	EN/IEC 60079-31 EN/IEC 60079-0
<b>Directives</b>	2014/34/EU - ATEX directive

## Packing Units

<b>Unit Type of Package 1</b>	PCE
<b>Number of Units in Package 1</b>	1
<b>Package 1 Height</b>	9.5 cm
<b>Package 1 Width</b>	9.3 cm
<b>Package 1 Length</b>	23.3 cm
<b>Package 1 Weight</b>	328.0 g
<b>Unit Type of Package 2</b>	S03
<b>Number of Units in Package 2</b>	12
<b>Package 2 Height</b>	30.0 cm
<b>Package 2 Width</b>	30.0 cm
<b>Package 2 Length</b>	40.0 cm
<b>Package 2 Weight</b>	4.421 kg

## Offer Sustainability

---

<b>Sustainable offer status</b>	Green Premium product
<b>REACH Regulation</b>	<a href="#">REACH Declaration</a>
<b>EU RoHS Directive</b>	Pro-active compliance (Product out of EU RoHS legal scope) <a href="#">EU RoHS Declaration</a>
<b>Mercury free</b>	Yes
<b>RoHS exemption information</b>	<a href="#">Yes</a>
<b>Environmental Disclosure</b>	<a href="#">Product Environmental Profile</a>
<b>California proposition 65</b>	WARNING: This product can expose you to chemicals including: Diisononyl phthalate (DINP), which is known to the State of California to cause cancer, and Di-isodecyl phthalate (DIDP), which is known to the State of California to cause birth defects or other reproductive harm. For more information go to <a href="http://www.P65Warnings.ca.gov">www.P65Warnings.ca.gov</a>

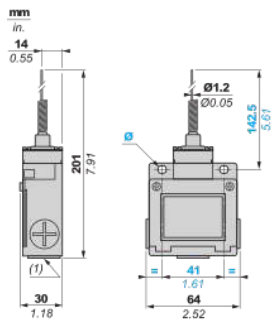
## Contractual warranty

---

<b>Warranty</b>	18 months
-----------------	-----------

Dimensions

---

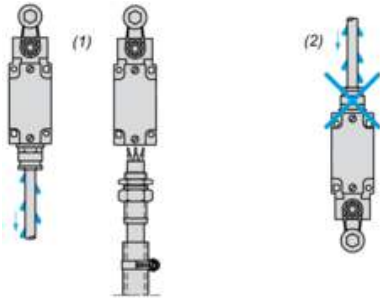


(1) 3 tapped entries M20 x 1.5  
Ø : 2 elongated holes Ø 5.2 x 6.2

**Mounting with Cable Entry**

---

**Position of Cable Gland**

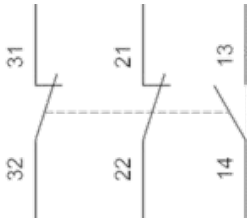


- (1) Recommended
- (2) To be avoided

**Wiring Diagram**

---

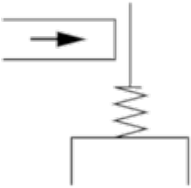
**3-pole NC + NC + NO Snap Action**



**Characteristics of Actuation**

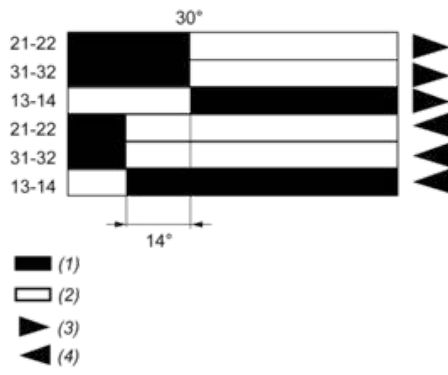
---

**Switch Actuation by Any Moving Part**



**Functionnal Diagram**

---



- (1) Closed
- (2) Open
- (3) Tripping
- (4) Resetting

**Recommended replacement(s)**