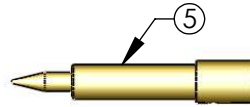
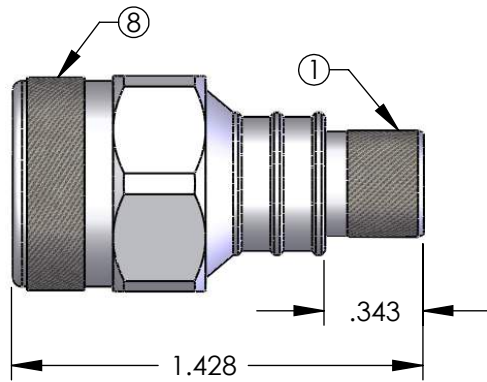
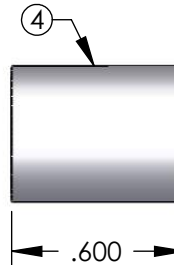


RFN-1006-I-WB

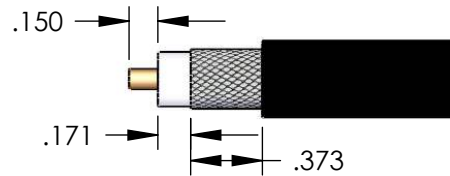
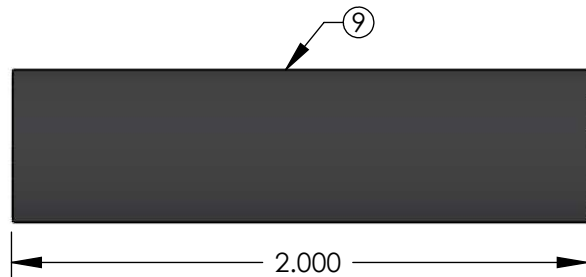
REV.	DESCRIPTION	DATE	APPR
A	ADDED TORQUE SPECIFICATION	11/04/08	JDM



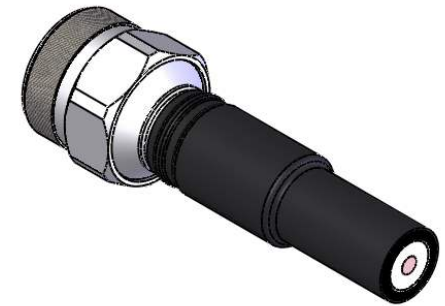
RECOMMENDED CRIMP DIE: .118"



RECOMMENDED CRIMP DIE: .429"



RECOMMENDED STRIPPING DIMENSIONS



SPECIFICATIONS:

IMPEDANCE: 50 Ohms
 FREQUENCY RANGE: 0-11 GHz
 VSWR: 1.3 MAX.
 WORKING VOLTAGE: 1K V rms @ SEA LEVEL
 TEMPERATURE RANGE: -65°C TO 85°C
 INSULATION RESISTANCE: 5K M Ohms MIN.
 INSERTION LOSS: .06 dB Max. X√fGHz
 TORQUE (SHELL): 10 INCH-LBS MAX
 FOR BELDEN 8214, 9913, 9913F, 9914, RG-8/U TYPE,
 CAROL C1180, TIMES AA-5886 & LMR-400 CABLE

ITEM #	PART NUMBER	QTY.	DESCRIPTION	MATERIAL	FINISH
9	ST-P0500A-K	1	TUBING	HEAT SHRINK	NONE
8	012-10M-004-TM	1	SHELL	Brass	THREE METAL
7	028-10M-001-RL	1	GASKET	SILICONE RUBBER	RED
6	010-10M-002-TX	1	INSULATOR	PTFE	NONE
5	009-10M-028-BG	1	N PIN	Brass	GOLD
4	066-1XX-000-BT	1	FERRULE	Brass	THREE METAL
3	027-10M-002-BT	1	RETAINING RING	Brass	THREE METAL
2	014-10M-002-BT	1	GROUND RING	Brass	THREE METAL
1	001-10M-029-BT	1	BODY	Brass	THREE METAL

ROHS COMPLIANT	NAME	DATE	RF INDUSTRIES 7610 MIRAMAR RD. SAN DIEGO, CA. 92126 858-549-6340 FAX 858-549-6345
	DRAWN	C. ZUNIGA	
UNLESS OTHERWISE SPECIFIED: DIMENSIONS ARE IN INCHES ALL DIMENSIO S ARE FOR REFERENCE ONLY	CHECKED		TITLE: N PLUG, CRIMP
	ENG APPR.		
CABLE GROUP I CODE 000494	PROPRIETARY AND CONFIDENTIAL		SIZE DWG. NO. REV A RFN-1006-I-WB A
	THE INFORMATION CONTAINED IN THIS DRAWING IS THE SOLE PROPERTY OF RF INDUSTRIES. ANY REPRODUCTION IN PART OR AS A WHOLE WITHOUT THE WRITTEN PERMISSION OF RF INDUSTRIES IS STRICTLY PROHIBITED.		
SCALE: NTS		NOTES:	SHEET 1 OF 1