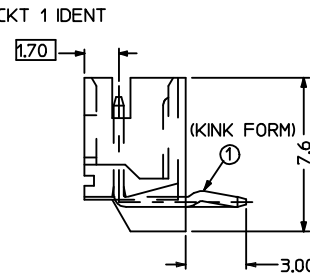
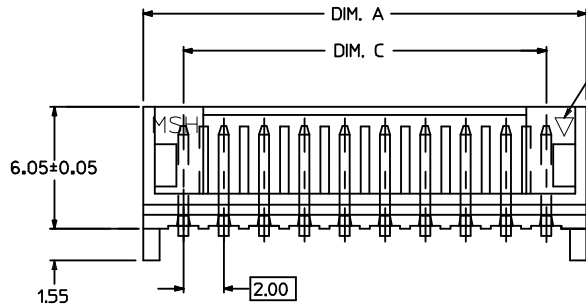
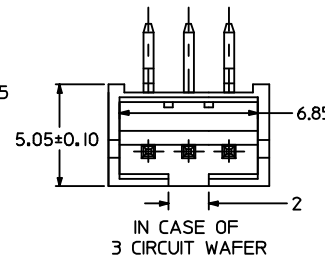
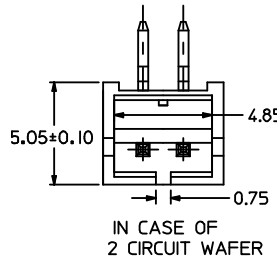
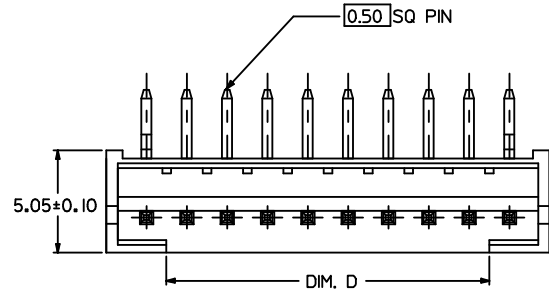
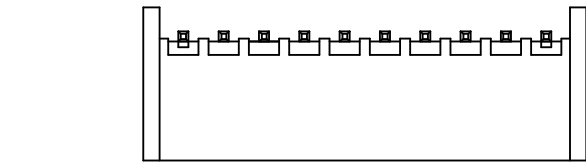


CIRCUITS	ORDER NO.	DIM. C	DIM. D	DIM. A	REMARK
2	89401-021*	2.00	0.75	6.00	
3	89401-031*	4.00	2.00	8.00	
4	89401-041*	6.00	4.00	10.00	
5	89401-051*	8.00	6.00	12.00	VOID PIN 4
	89401-0520				
6	89401-061*	10.00	8.00	14.00	
7	89401-071*	12.00	10.00	16.00	
8	89401-081*	14.00	12.00	18.00	
9	89401-091*	16.00	14.00	20.00	
10	89401-101*	18.00	16.00	22.00	VOID PIN 7
	89401-1020				
11	89401-111*	20.00	18.00	24.00	
12	89401-121*	22.00	20.00	26.00	
13	89401-131*	24.00	22.00	28.00	
14	89401-141*	26.00	24.00	30.00	
15	89401-151*	28.00	26.00	32.00	
16	89401-161*	30.00	28.00	34.00	

KINK TO BE APPLIED AS FOLLOW

CKT NO. CKT	1	2	3	4	5	N-2	N-1	N
6 CKT	①	—	—	—	—	—	—	①
5 CKT	①	—	—	—	①	—	—	—
4 CKT	①	—	—	①	—	—	—	—
3 CKT	①	—	①	—	—	—	—	—
2 CKT	①	①	—	—	—	—	—	—



PART NO. LEGEND

89401 - ** 1(2) *

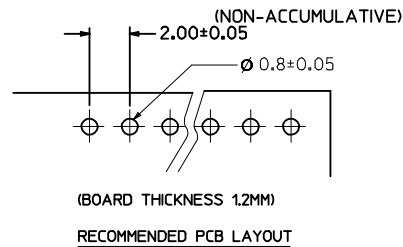
CKT SIZE

COLOR OPTION

- 0 - NATURAL (WHITE)
- 2 - RED
- 3 - YELLOW
- 4 - BLUE
- 6 - GREEN
- 7 - BLACK

NOTE:

1. PRODUCT SPEC. PS-87369-0001 APPLIES.
2. BULK PACK IN PVC BAG WITH 1000 PCS PER BAG.
3. MATERIAL :
HOUSING - NYLON 66 94V0. COLOR: SEE OPTION
TERMINAL - BRASS
4. FINISH :
TERMINAL - TIN THICKNESS 1.27-2.54 MICROMETER OVER
NICKEL THICKNESS 2.54 MICROMETER MIN OVERALL
COPPER THICKNESS 1.07 MICROMETER MIN OVERALL



NEW RELEASE EC NO: SH2006-0287 DR: WINDHU 2005/12/06 CH: KD-HARVEY 2005/12/08 APPR: GCHEN 2005/12/09	QUALITY SYMBOLS ▽=0 ◻=0	GENERAL TOLERANCES (UNLESS SPECIFIED)		DIMENSION STYLE MM ONLY	SCALE 1:4	DESIGN UNITS METRIC	THIRD ANGLE PROJECTION		
		4 PLACES ± --- ± --- 3 PLACES ± --- ± --- 2 PLACES ± 0.25 ± --- 1 PLACE ± 0.25 ± ---	mm INCH --- --- --- --- 0.25 0.01 0.25 0.01	DRAWN BY SAM SHIN	DATE 1998/10/22	TITLE 2.0MM WIRE-BOARD RIGHT ANGLE HEADER			
		ANGULAR ± 3 °		CHECKED BY	DATE	APPROVED BY			
		DRAFT WHERE APPLICABLE MUST REMAIN WITHIN DIMENSIONS		MATERIAL NO. SEE CHART	DOCUMENT NO. SD-89401-**1*	SHEET NO. 1 OF 1			