

Application

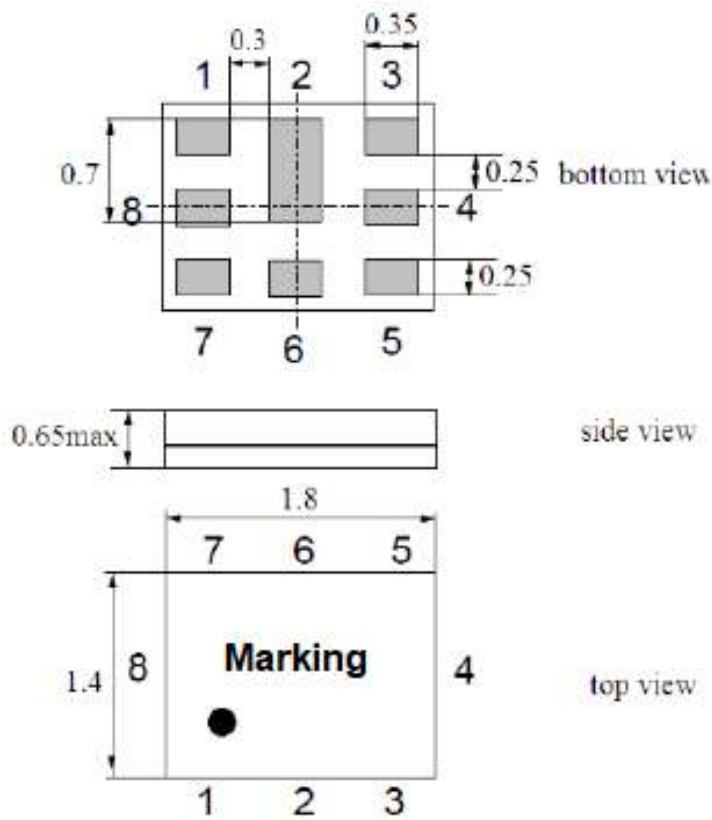
- ❖ Low loss Saw Duplexer for mobile telephone LTE Band WCDMA Band 8 systems.
- ❖ Low insertion attenuation and low passband ripple.
- ❖ Usable passband 35 MHz
- ❖ High isolation between Tx and Rx.

Electrical Specifications

Parameters			Value	Unit	
TX to ANT	Insertion Loss, typ/max		880 ~ 915 MHz	1.7 / 2.5	dB
	Amplitude Ripple, typ/max		880 ~ 915 MHz	0.7 / 2.0	dB
	VSWR, typ/max	ANT	880 ~ 915 MHz	1.5 / 2.1	-
		Tx		1.5 / 2.1	-
	Input Power (+50°C, 5000h, CW)		880 ~ 915 MHz	+30	dBm
	Attenuation, min/typ		10 ~ 862 MHz	30 / 35	dB
			925 ~ 960 MHz	45 / 55	dB
			1559 ~ 1605 MHz	38 / 43	dB
			1710 ~ 1785 MHz	42 / 47	dB
			1760 ~ 2025 MHz	45 / 50	dB
			2110 ~ 2200 MHz	45 / 54	dB
			2400 ~ 2500 MHz	45 / 53	dB
			2496 ~ 2690 MHz	45 / 58	dB
3300 ~ 4200 MHz			40 / 50	dB	
4400 ~ 5000 MHz			40 / 50	dB	
5150 ~ 5950 MHz	40 / 46	dB			
ANT to RX	Insertion Loss, typ/max		925 ~ 960 MHz	2.0 / 2.6	dB
	Pass Band Ripple		925 ~ 960 MHz	1.0 / 2.0	dB
	VSWR, typ/max	ANT	925 ~ 960 MHz	1.7 / 2.0	-
		Rx		1.7 / 2.0	-
	Attenuation, min/typ		10 ~ 870 MHz	48 / 55	dB
			880 ~ 915 MHz	50 / 56	dB
			1427.9 ~ 1449.9 MHz	50 / 60	dB
			1710 ~ 1785 MHz	50 / 58	dB
			1920 ~ 1980 MHz	50 / 55	dB
			2300 ~ 2400 MHz	40 / 52	dB
			2400 ~ 2500 MHz	40 / 52	dB
			2496 ~ 2690 MHz	40 / 52	dB
			3300 ~ 4200 MHz	40 / 50	dB
4400 ~ 5000 MHz			40 / 50	dB	
5150 ~ 5950 MHz	40 / 50	dB			
Tx to Rx	Isolation, min/typ		880 ~ 915 MHz	53 / 58	dB

	925 ~ 960 MHz	53 / 58	dB
DC Voltage VDC		3	V
ESD Voltage ESD (MM)		50	V
Sensitive Discharge Device ESD (HBM)		175	V
Operating Temperature Range		-30 ~ +85	°C
Storage Temperature Range		-40 ~ +85	°C
MSL		2	-

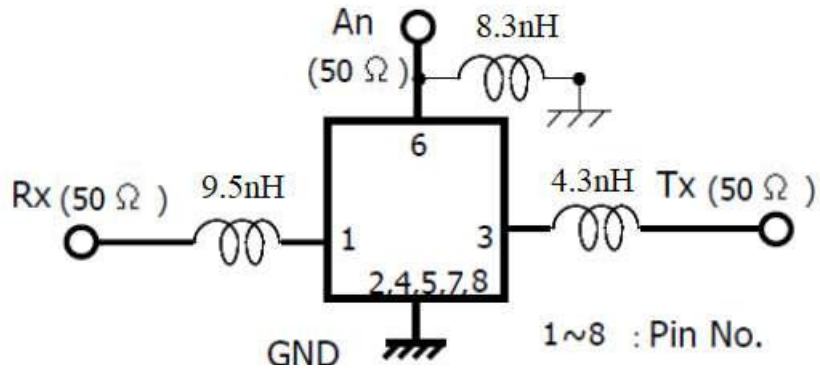
Dimension



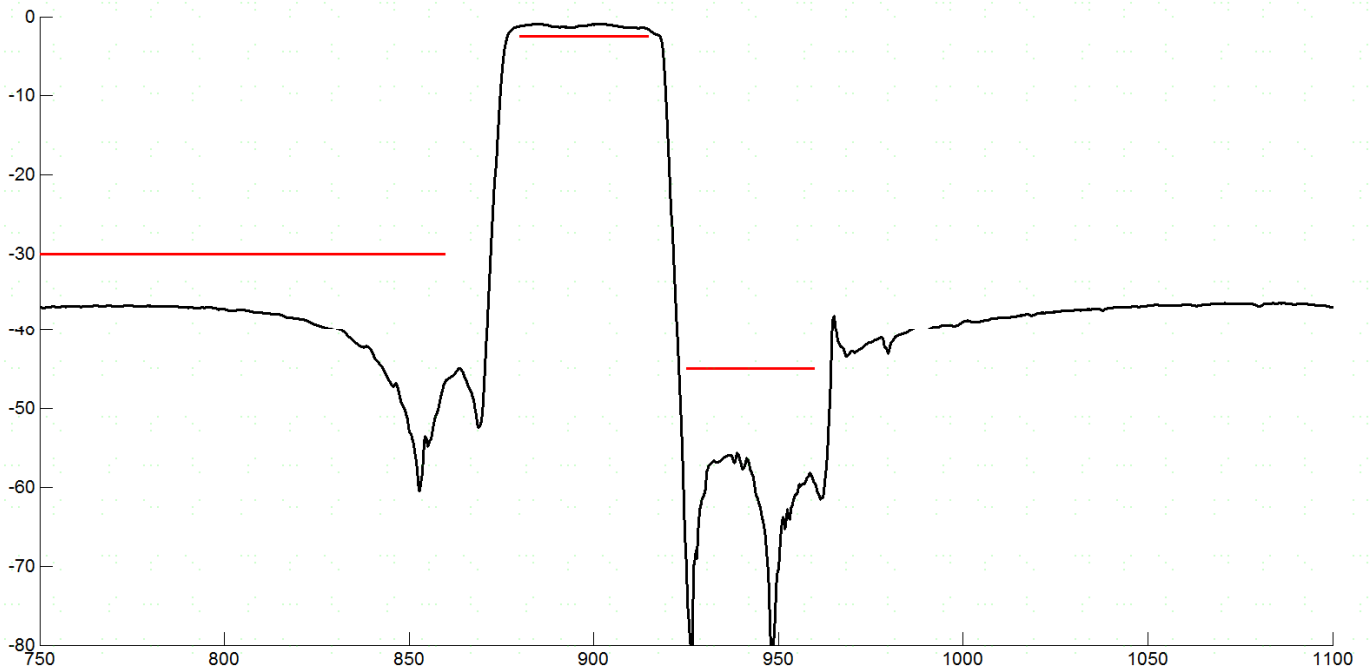
Unit: mm

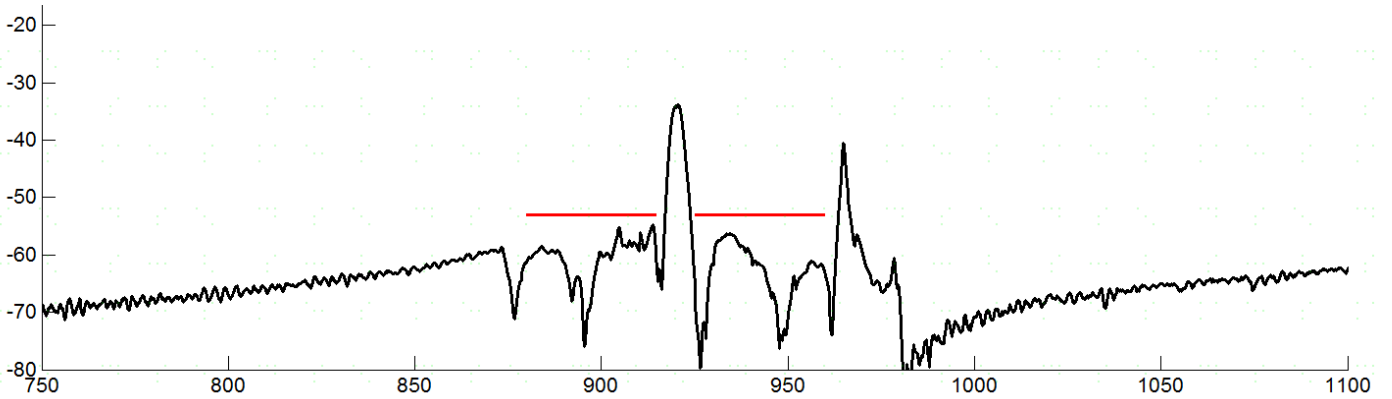
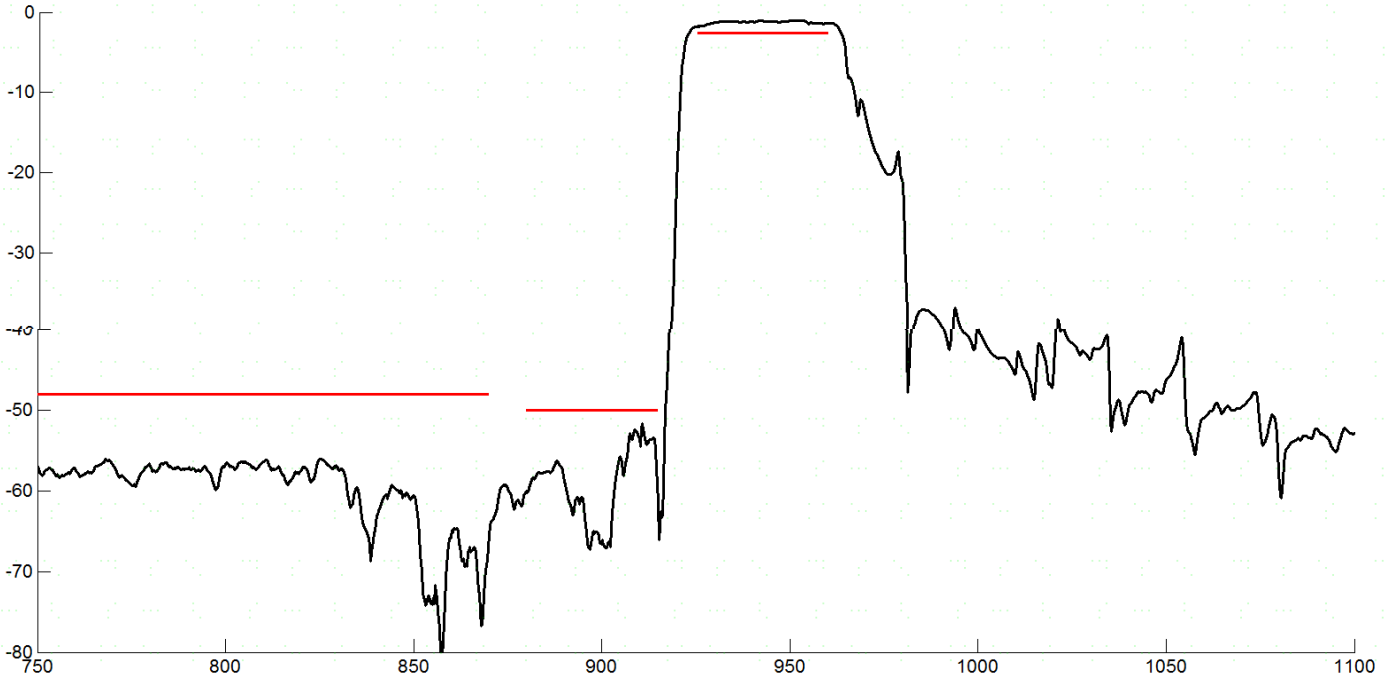
PIN	SYMBOL	FUNCTION
1	Rx	Rx Output
2,4,5,7,8	GND	Ground
3	Tx	Tx Input
6	ANT	Antenna

Test Circuit

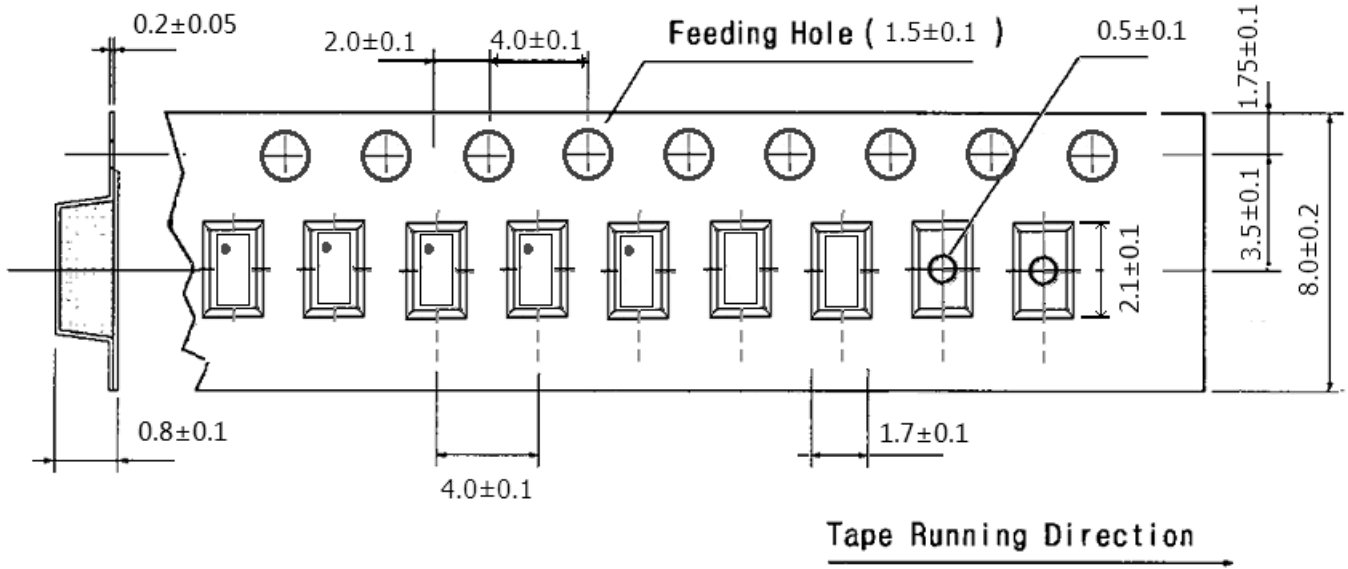


Frequency Characteristics





Tape Dimension



Unit: mm

● **APPROVAL**

DRAWN BY	AR, August 10, 2021
APPROVED BY	CP, August 10, 2021
REVISION	A, Initial Release



Raltron Electronics / RAMI Technology USA, LLC, including its affiliates, employees, agents and other persons acting on its behalf (collectively Raltron/RAMI Tech), disclaim any and all liability for any errors or inaccuracies contained in this data sheet. While Raltron/RAMI Tech has made every reasonable effort ensure the accuracy of all product information, specifications and data contained herein, Raltron/RAMI Tech does not guarantee that the information is accurate, reliable or current. The product information is provided only for reference purposes only and is subject to change, correction or revision, at any time without notice. Raltron/RAMI Tech does not assume any liability arising out of an application or use of any product described herein and disclaims any warranties expressed or implied. The user of products in such applications shall assume all risks of such use and will agree to hold Raltron/RAMI Tech, harmless against all damages.

Copyright © 2016, Raltron Electronics / RAMI Technology USA, LLC. All rights reserved. No part of this document may be reproduced in any form without the prior written permission of Raltron Electronics / RAMI Technology USA, LLC.