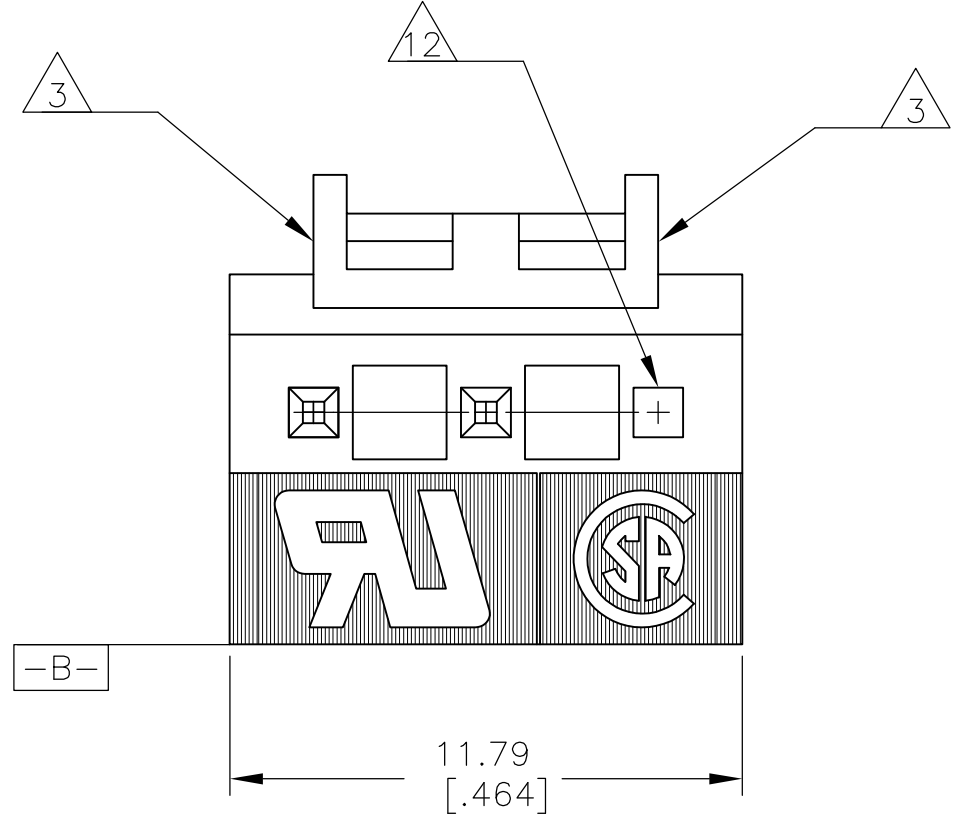
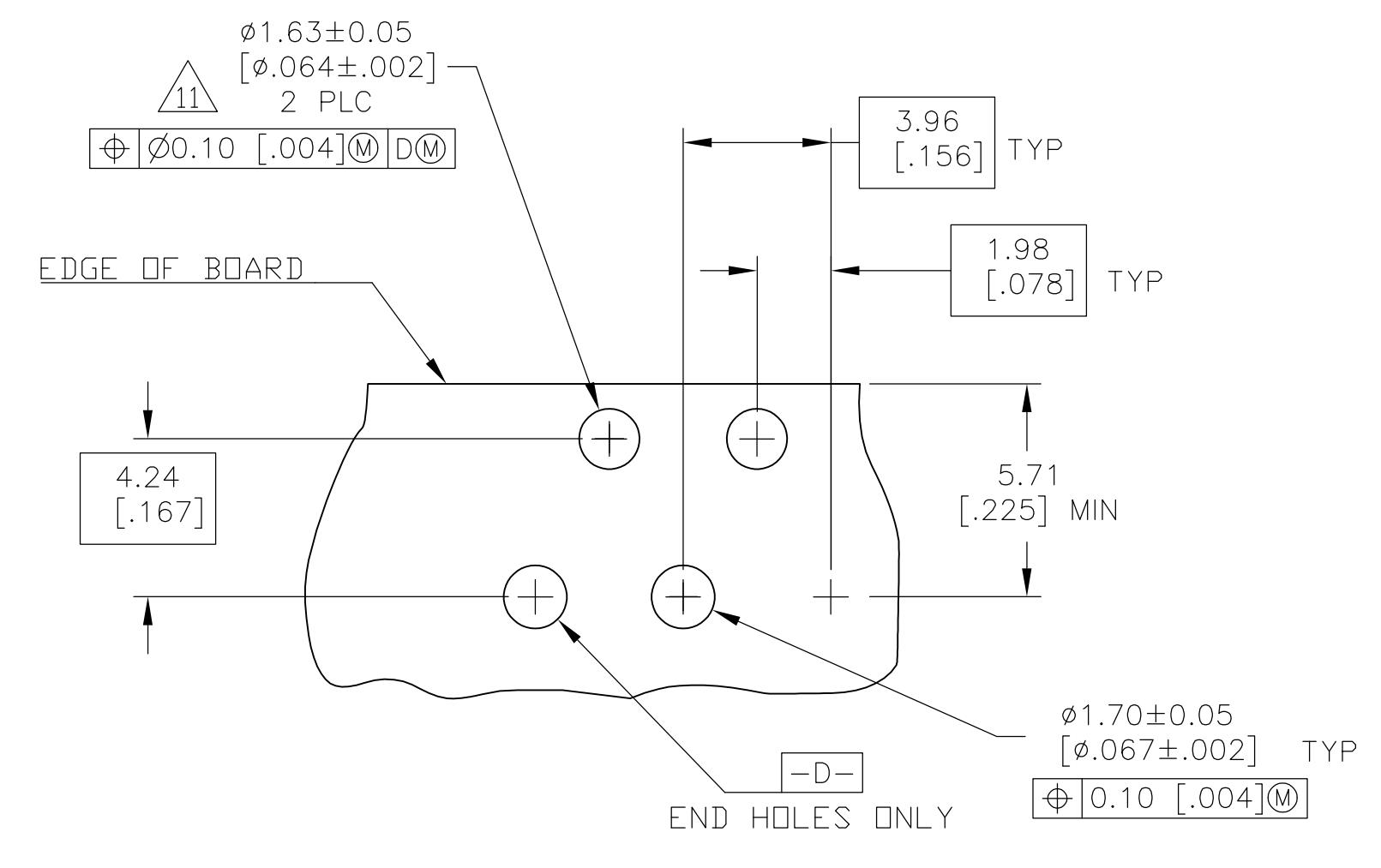
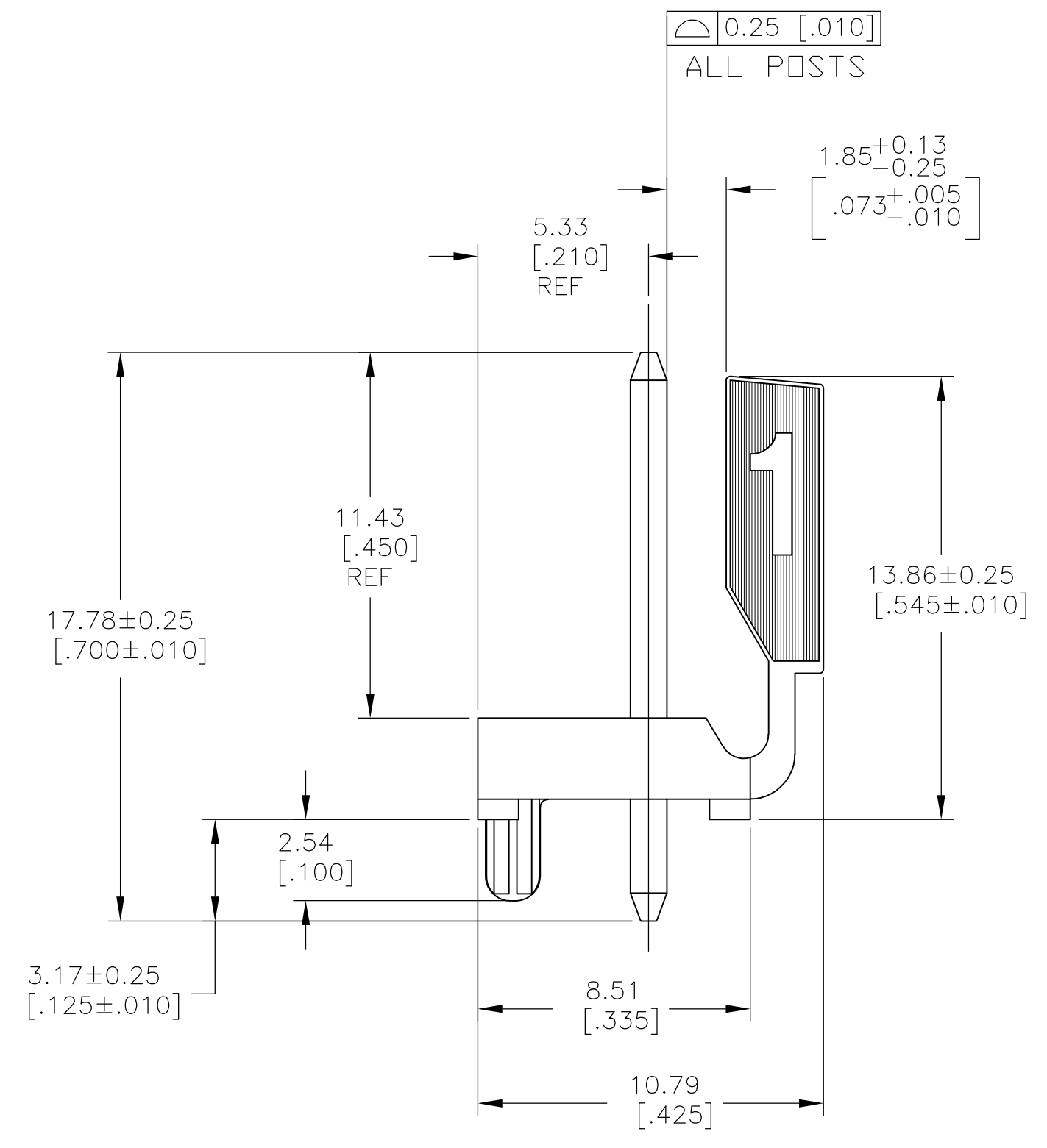
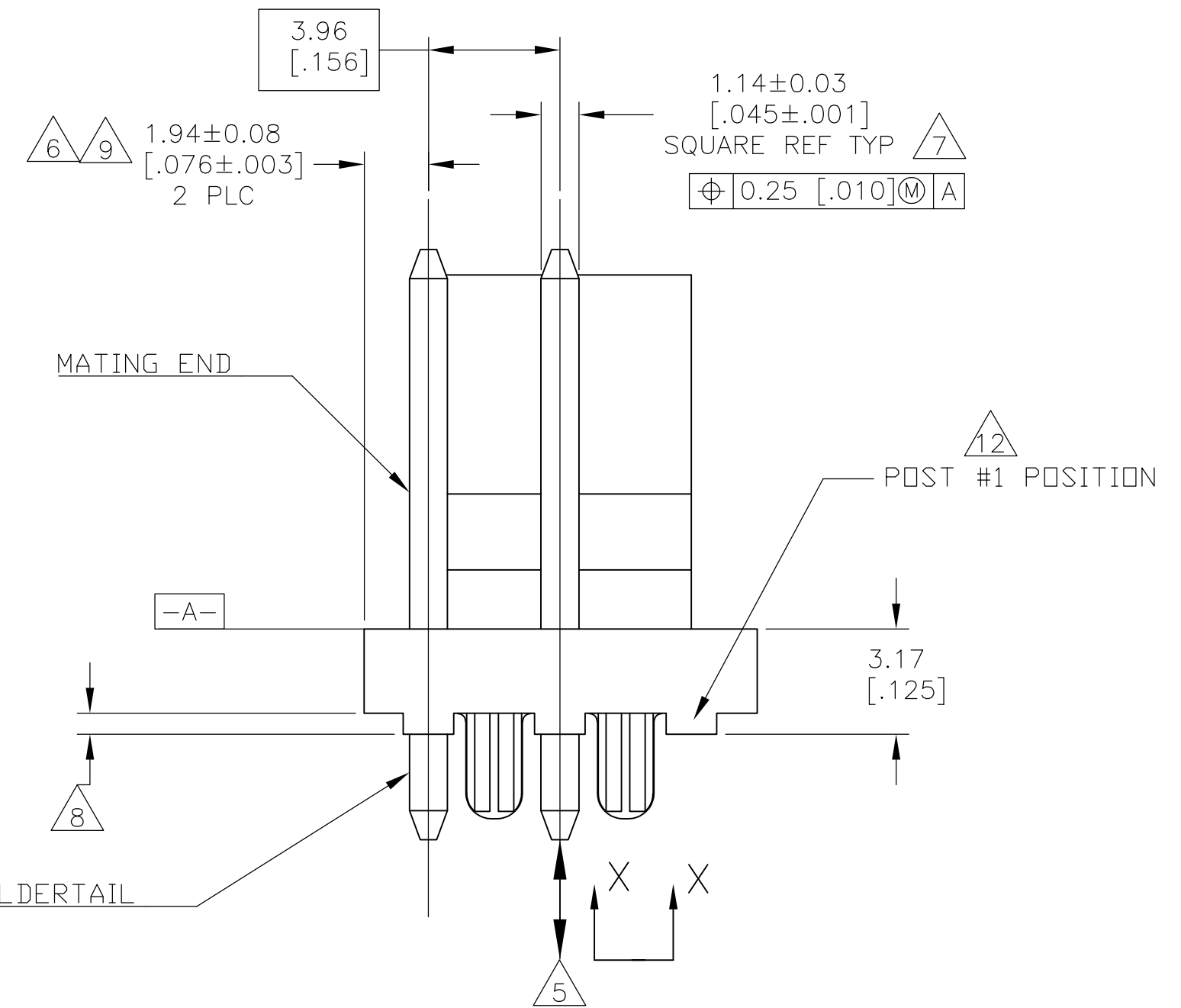


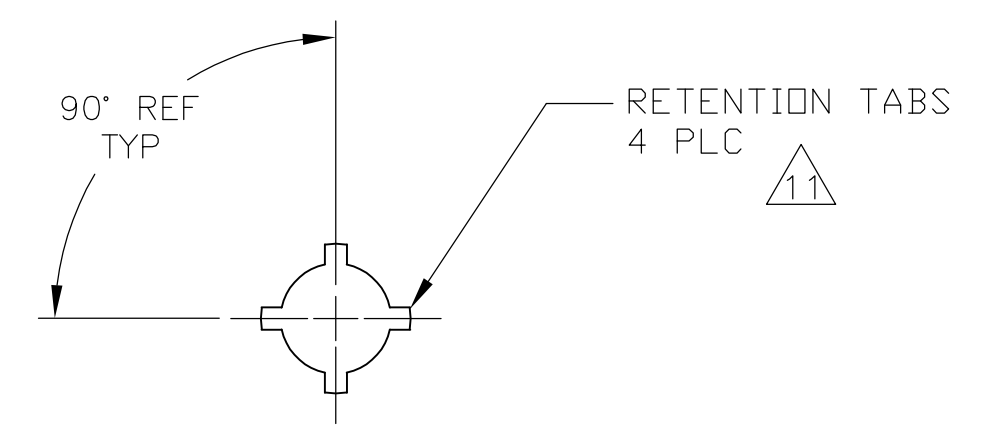
LOC	DIST	REVISONS					
AF	58	P	LTR	DESCRIPTION	DATE	OWN	APPO
		A		REVISED PER ECO-11-011463	03JUN11	HMR	SM



- 1 MATERIAL
HOUSING: THERMOPLASTIC POLYESTER, GLASS FILLED, UL94V-0.
POST: COPPER ALLOY
- 2 FINISH
HOUSING: NATURAL
POST: MATTE TIN PLATE, .000150" MIN THICK OVER NICKEL.
- 3 EDGE OF POLARIZING LOCK WALL TO BE IN LINE WITH CENTERLINE OF ADJACENT POST WITHIN ±0.13 [.005].
- 4 POST SOLDERTAILS COMPLY WITH AMP SOLDERABILITY SPEC 109-11-2.
- 5 POST WITHSTANDS 13.34N (3 LB) MIN AXIAL FORCE IN EITHER DIRECTION WITHOUT DISLODGING.
- 6 APPLIES AT -A-
- 7 APPLIES WHEN THE HEADER IS STRAIGHT.
- 8 PLASTIC PROJECTIONS PERMITTED IN THIS ZONE.
- 9 COORDINATE DIMENSIONS APPLIES FROM THE CENTER OF THE ACTUAL FEATURE.
- 10 SOLDER SIDE OF BOARD IS SHOWN.
- 11 THE RETENTION TABS PROVIDE A ONE-TIME INTERFERENCE FIT IN THE 1.63[.064] DIAMETER BOARD HOLE FOR HEADER ASSEMBLY RETENTION DURING SOLDERING. FOUR TABS PER PEG, TWO PEGS PER HEADER ASSEMBLY.
- 12 POST POSITION NUMBER 1 OMITTED.



RECOMMENDED MOUNTING HOLE PATTERN FOR 1.57 [.062] THICK P.C. BOARD



VIEW X-X
SCALE 10:1

MATTE TIN	NONE	3	3-1969426-3
PLATING	BACKWALL INTERRUPTIONS BETWEEN POST	NO OF POSITIONS	PART NO

THIS DRAWING IS A CONTROLLED DOCUMENT.		DWN jr_ruth 12MAY11 CHK SAM_MACE 12MAY11 APVD SAM_MACE PRODUCT SPEC		STE TE Connectivity NAME MTA-156 HEADER ASSEMBLY, POLARIZED LOCK, STRAIGHT .045 SQ. POST, TIN-LEAD PLATED	
DIMENSIONS: mm [INCHES] 0 PLC ± - 2 PLC ± - 3 PLC ± 0.13 [.005] 4 PLC ± - ANGLES ± 1		TOLERANCES UNLESS OTHERWISE SPECIFIED: APPLICATION SPEC WEIGHT -		SIZE CAGE CODE DRAWING NO A1 00779 C-1969426	
MATERIAL -1		FINISH -2		RESTRICTED TO CUSTOMER DRAWING SCALE 6:1 SHEET 1 OF 1 REV A	