



FEATURE HIGHLIGHTS

- Up to 8 10/100/1000 BASE-T(X) RJ45 ports or 1000 BASE-X SFP slots
- Up to 8 802.3af/ 802.3at Power over Ethernet ports, with maximum 30W PoE power per port and maximum 240 W device power budget
- Powerful Switching Platform, supporting Redundancy advanced Protocols, such as ERPS, RSTP, STP, MRP (Manager/Client) and compatible rings
- Profinet CC-B v2.33 certified and GSDML file provided
- IEEE 1588v2 Precision Time Protocol Hw-Based Transparent clock
- CE/FCC/UL and NEMA TS-2 Certified for Traffic Control Applications
- EN50155 / EN50121-4 certified for Railway and Trackside applications
- Works from -20°C~70°C
- Security features based on IEC62443-4-2

PRODUCT DESCRIPTION

The EHG7504/08 Series is an Industrial Grade Managed Gigabit Ethernet PoE Switch. Designed to provide a highly reliable, fault-tolerant, extremely fast network connection in a harsh environment, EHG7504/EHG7508 Series equips two terminal blocks to provide dual redundant power inputs with Reverse Polarity Protection and allows field engineers to build up a stand-alone fault alarm system. **EHG75XX family is UL, CE, FCC and NEMA TS-2 certified, allowing the use in Traffic Control Applications.**

Within its compact DIN-Rail housing design, the EHG7504/EHG7508 series **allows you to choose between different port combinations: 10/100/1000 BASE-T(X) RJ45 port, 1000 BASE-X SFP port and IEEE 802.3af/at complaint PoE RJ45.** EHG7504/08 provide, in its 8-PoE-Port Version, up to **240W power budget.**

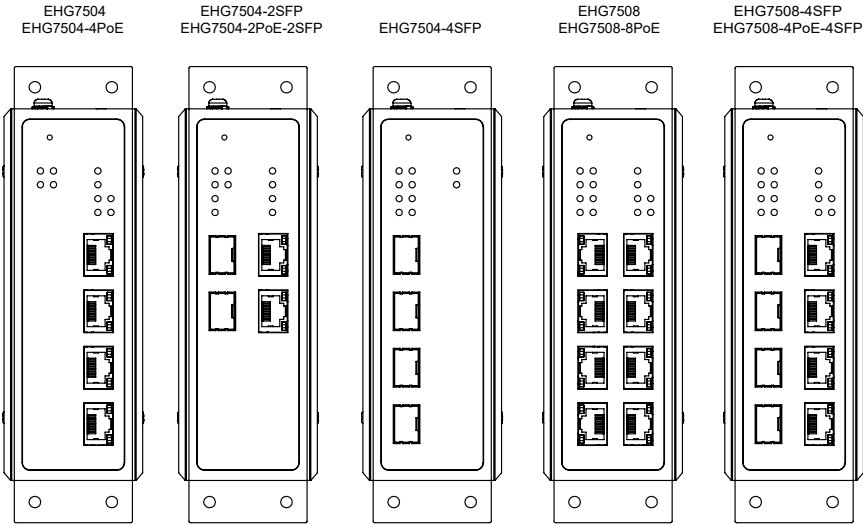
This is the right choice if you want to set up a Reliable network environment with its intelligent features and keep equipment connected all the time, even in case of temporary network breakdowns through **RSTP, ERPS Rings and MRP (Manager/Client) redundancy.** Supporting multiple Compatible Rings, ATOP can be the best choice to have a painless enhancement of an existing infrastructure that doesn't jeopardize network Topology and existing working pattern. To prevent network intrusions, it is necessary to have a good accessing control mechanism that can identify, authenticate and authorize users. EHG7504/08 support user account, password policy, and authentication interface managements functions that comply with IEC62443 standard.

Being Profinet CC-B v2.33 certified, this switch Series is Automation and IoT ready. Profinet allows wired and wireless combinations for an array of connectivity options, providing a more effective backbone for your automation operations.

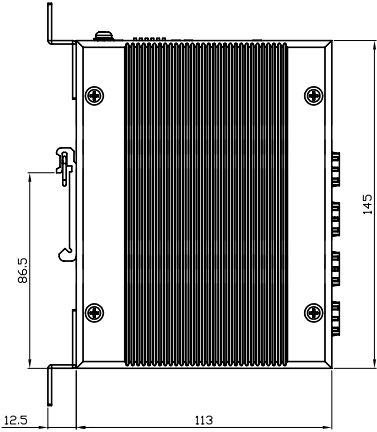
Having undergone environmental testing to ensure reliable performance under a variety of power supply conditions, such as voltage variations, power interruptions, and supply changeovers, this switch Series is fully EN50155-certified for today's demanding railway applications, as well as complying with essential sections of EN50121-4 for ground equipment.

DIMENSIONS & LAYOUT

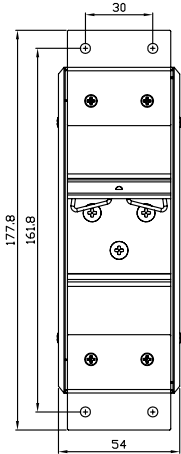
Front View



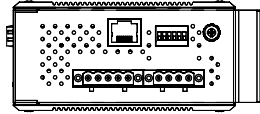
Side View




Rear View



Top View



Bottom View



SPECIFICATIONS

Technical Specifications		
Model Name	EHG7504 / EHG7508	
Switch Properties		
Priority Queues	8	
VLAN Table	4096	
MAC-Based VLAN	512	
VLAN ID Range	VID 1 to 4094	
Trunk Group	4	
Static IGMP Groups	128	
Dynamic IGMP Groups	256	
MAC Table Size	16K	
Packet Buffer Size	1.5 MB	
Jumbo Frame	9216 Byte	
Ethernet		
Standards	IEEE 802.3af / 802.3at for Power-over-Ethernet IEEE 802.3/802.3u for 10BASE-T/100BASE-T(X) IEEE 802.3ab for 1000BASE-T IEEE 802.3z for 1000BASE-X IEEE 802.3x for Flow Control IEEE 802.1d-2004 for Spanning Tree Protocol IEEE 802.1w for Rapid Spanning Tree Protocol IEEE 802.1s for Multiple Spanning Tree Protocol IEEE 802.1q/p for VLAN Tagging and Class of Service IEEE 8021x for Authentication IEEE 802.3ad for Port Trunk with LACP IEEE 802.3az for Energy Efficient Ethernet	
Protocols	IPv4, IPv6, IGMPv1/v2/v3, IGMP Snooping, GARP, GMRP, GVRP, SNMPv1/v2c/v3, SNMP Inform, ICMP, Telnet, SSH, Client/IP-port-mapping, BootP, TFTP, SMTP, SMTP (Gmail), RMON, HTTP, HTTPS, Syslog, MRP (Manager/Client), LLDP, 802.1x, EAPRADIUS, TACACS+, Mirror port, QoS, ACL, ITU-T G.8032 ERPS Ring, STP, RSTP, MSTP, Compatible Ring/Chain, U-Ring, NTP Server/Client, Serial Console, Modbus/TCP, IEEE 1588 PTP V1/V2, UDLD, Security, PoE, Trunk, LACP, MLD, 802.1Q VLAN, Port-Based VLAN, MAC-Based VLAN, IP-Subnet-Based VLAN, Protocol-Based VLAN, QinQ, 802.1x, ARP spoof Prevention, DHCP snooping, IP source Guard, Dynamic ARP Inspection, Profinet, DHCP relay Agent, Voice VLAN, sFlow, PoE continue	
Redundancy	ITU-T G.8032 ERPS, STP, RSTP, MSTP, MRP(Manager/Client), Compatible Ring/Chain, U-Ring	
Time Synchronization	Network Synchronization	NTP Server/Client, SNTP
	Precision Network Synchronization	IEEE1588v1 OC/BC (Software) IEEE1588v2 TC (Hardware) - ns accuracy IEEE1588v2 OC/BC (Software)
Automation Profiles	Profinet v2.33 CC-B certified Modbus/TCP device status registers provided	
SNMP MIB	MIB II, IF-MIB, SNMPv2 MIB, BRIDGE-MIB, RMON MIB Group 1,2,3,9, RFC RFC 1157, RFC 1213, RFC 1215, RFC 1493, RFC 1643, RFC 1757, RFC 2011, RFC 2012, RFC 2013, RFC 2233, RFC 2571, RFC 2742, RFC 2819, RFC 2863, RFC 3411, RFC 3412, RFC 3413, RFC 3414, RFC 3415,	

Power	
Input Voltage	9-57 VDC for Non-PoE models 45-57 VDC for 802.3af mode 51-57 VDC for 802.3at mode
Input Current (System)	Max. 1.4A @ 9VDC (without PoE) Max. 2.9A @ 45VDC (Support up to 8 ports at 15.4W per PoE port) Max. 5.0A @ 51VDC (Support up to 8 ports at 30W per PoE port)
Power Consumption (System)	Max 12.6 W @9 VDC (without PoE) Max 130.5 W @45VDC (802.3af, with 15.4W PoE per port for 8 ports) Max 255 W @51VDC (802.3at, with 30W PoE per port for 8 ports)
Connector Reverse Polarity Protection	5-Pin 5.08mm Lockable Terminal Block Yes
Interfaces	
RJ45 Ports Fiber Optics Ports LED Indicators Console Relay Output DIP Switches Button	Up to 8 10/100/1000BASE-T(X) auto negotiation speed Up to 4 1000BASE-X SFP slot PWR1, PWR2, Alarm, Run, Ring, Ring Master, RJ-45 Link/Speed, SFP Link, PoE RS232 (RJ45 connector) 2 relay outputs with current carrying capacity of 1A @ 24 VDC Ring Control and Profinet Setting Reset Button
Physical Characteristics	
Housing Dimension (W x H x D) Weight Installation	IP30 aluminum housing 54 x 113 x 145 mm 800g DIN-Rail , Wall mount (optional kit)
Environmental Limits	
Operating Temperature Storage Temperature Ambient Relative Humidity	-20°C to +70°C (-4°F to +158°F) -40°C to +85°C (-40°F to +185°F) 5% to 95%, 55°C (Non-condensing)

REGULATORY APPROVALS

Regulatory Approvals				
Safety	UL 60950-1 2nd Ed. /CSA C22.2 No.60950-1-07 2nd Ed. / CB (IEC/EN62368-1 & IEC/EN60950-1)			
EMC	FCC Part 15, Subpart B, Class A EN 55032, EN 55024, EN 61000-3-2, EN 61000-3-3, EN 61000-6-2, EN 61000-6-4,			
Traffic Control	NEMA TS-2			
Rail Traffic	EN50155 / EN50121-4			
Test	Item		Value	Level
IEC 61000-4-2	ESD	Contact Discharge	±6KV	3
		Air Discharge	±8KV	3
IEC 61000-4-3	RS	80-1000MHz	10(V/m)	3
		1.4-2.0GHz	3(V/m)	3
		2.0-2.7GHz	10(V/m)	3
IEC 61000-4-4	EFT	AC Power Port	±2.0kV	3
		DC Power Port	±2.0kV	3
		Signal Port	±1.0kV	3
IEC 61000-4-5	Surge	DC Power Port	Line-to Line±1.0kV	3
		DC Power Port	Line-to Earth±2.0kV	3
		Signal Port	Line-to Earth±2.0kV	3
IEC 61000-4-6	CS	0.15-80MHz	10V rms	3
IEC 61000-4-8	PFMF	Enclosure	30 V/m	4
IEC 61000-4-11	DIP	AC Power Port	-	A
Shock Drop Vibration	MIL-STD-810G Method 516.5 MIL-STD-810F Method 516.5 MIL-STD-810F Method 514.5 C-1 & C-2			
Traffic Control	NEMA TS-2			
High Altitude	Certified for 4000m altitude according to IEC 60068-2-13			
RoHS II	Yes			
MTBF	20 Years			

ORDERING INFORMATION

Ordering information		
Model name	Part Number	Description
EHG7504-2PoE-2SFP	1P1EHG75040001G	2*1000TX RJ45/PoE;2P*1000FX SFP
EHG7504	1P1EHG75040002G	4P*1000TX RJ45
EHG7504-4PoE	1P1EHG75040003G	4P*1000TX RJ45/PoE
EHG7504-2SFP	1P1EHG75040004G	2P*1000TX RJ45;2P*1000FX SFP
EHG7504-4SFP	1P1EHG75040005G	4P*1000FX SFP
EHG7508-4PoE-4SFP	1P1EHG75080001G	4P*1000TX RJ45/PoE;4P*1000FX SFP
EHG7508	1P1EHG75080002G	8P*1000TX RJ45
EHG7508-8PoE	1P1EHG75080003G	8P*1000TX RJ45/PoE
EHG7508-4SFP	1P1EHG75080004G	4P*1000TX RJ45;4P*1000FX SFP

Optional Accessories		
Model name	Part Number	Description
WMK-450-Black	70100000000052G	Aluminum wall mount kit
CBL-RJ45(8P)-DB9(F)-90-C	50891971G	RJ45 to DB9 Female Cross Over Console Cable, 90cm
SDR-75-24	50500752240001G	75W/3.2A DIN-Rail 24VDC power supply 88~264VAC / 124~370VDC input
SDR-240-48	50502401480001G	240W/5A DIN-Rail 48VDC power supply 88~264VAC / 124~370VDC input
AXGD-5854-0513	522AXGD5854001G	SFP Transceiver, 1250Mbps, 850nm, Multi-mode, 550m, 3.3V, -40 to +85°C, DDMI
AXGD-1354-0523	522AXGD1354001G	SFP Transceiver, 1250Mbps, 1310nm, Multi-mode, 2km, 3.3V, -40 to +85°C, DDMI
AXGD-1354-0533	522AXGD1354011G	SFP Transceiver, 1250Mbps, 1310nm, Single-mode, 10km, 3.3V, -40 to +85°C,DDMI
AXGD-3354-0593	522AXGD3354001G	SFP Transceiver, 1250Mbps, 1310nm, Single-mode, 40km, 3.3V, -40 to +85°C,DDMI