

MMCX7-P-C-GF-ST-CA3



MMCX7-CA SERIES

75Ω MICRO-MINI COMPONENTS

SPECIFICATIONS

For complete specifications and recommended PCB layouts see www.samtec.com?MMCX7-CA

Shell Material:

Brass (-J)
BeCu (-P)

Insulator Material:

PTFE

Outer Contact Material:

BeCu

Pin Material:

Brass

Operating Temp Range:

-65 °C to +125 °C

Contact Resistance:

Center: Testing Now!

Outer: Testing Now!

Frequency Range:

Testing Now!

(Cable dependant)

Impedance:

75 Ω

RoHS Compliant:

Yes

Processing:

Lead-Free Solderable:

Yes

MMCX7

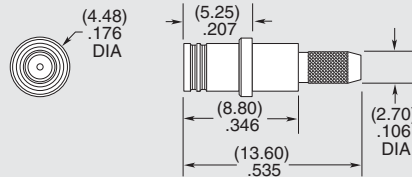
GENDER

TYPE

PLATING

ORIENTATION

TERMINATION

-J
= Jack-C
= Cable-GF
= 10 μ"
(0.25 μm)
Gold center
contact,
3 μ" (0.08 μm)
Gold outer
contact-ST
= Straight-CA3
= RG 179 Cable

Supplied with pins and ferrules. See website for dimensions.

MMCX7

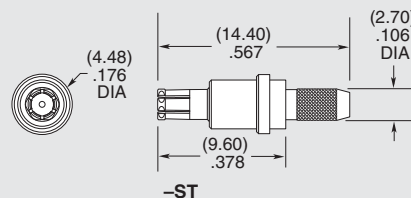
GENDER

TYPE

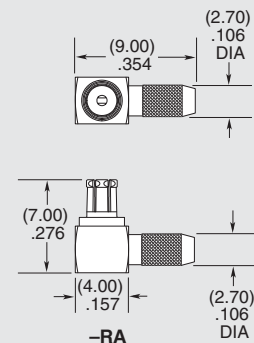
PLATING

ORIENTATION

TERMINATION

-P
= Plug-C
= Cable-GF
= 10 μ"
(0.25 μm)
Gold center
contact,
3 μ" (0.08 μm)
Gold outer
contact-RA
= Right Angle-ST
= Straight-CA3
= RG 179 Cable

-ST



-RA

Note:
Designed to meet SMPTE
424M 3G-SDI specifications.

Supplied with pin and ferrule. See website for dimensions.