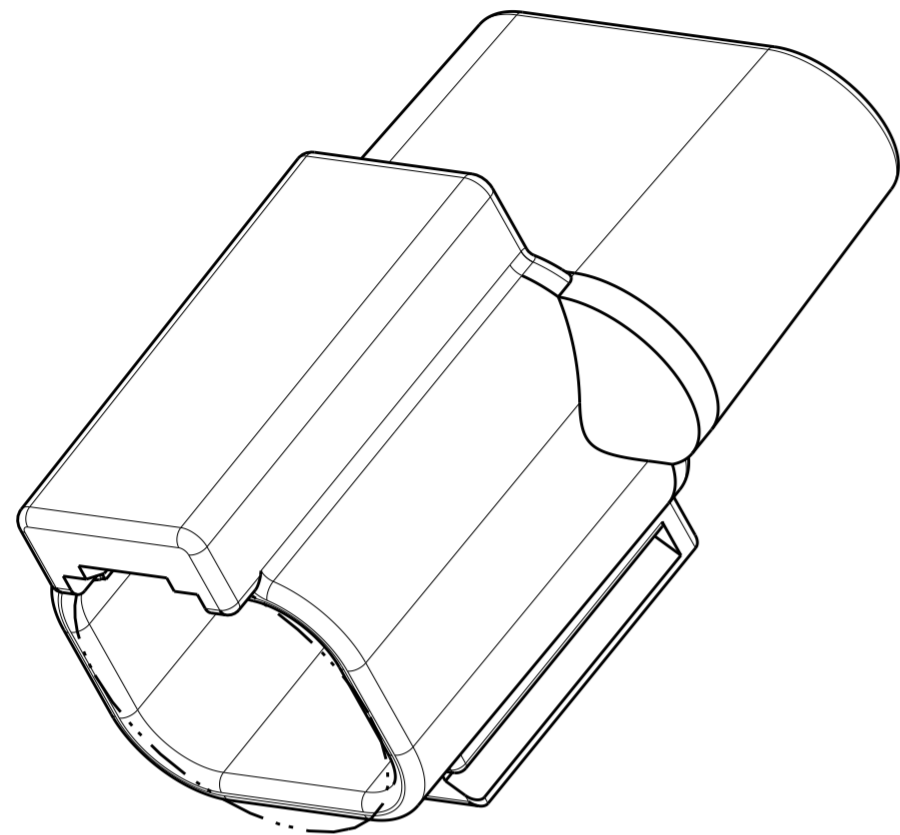
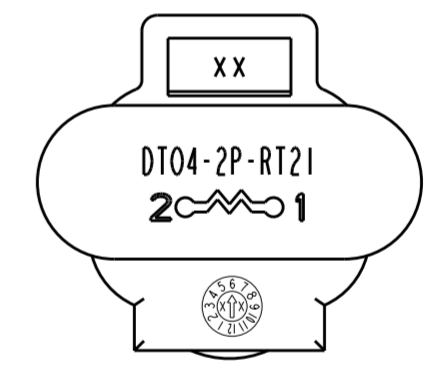
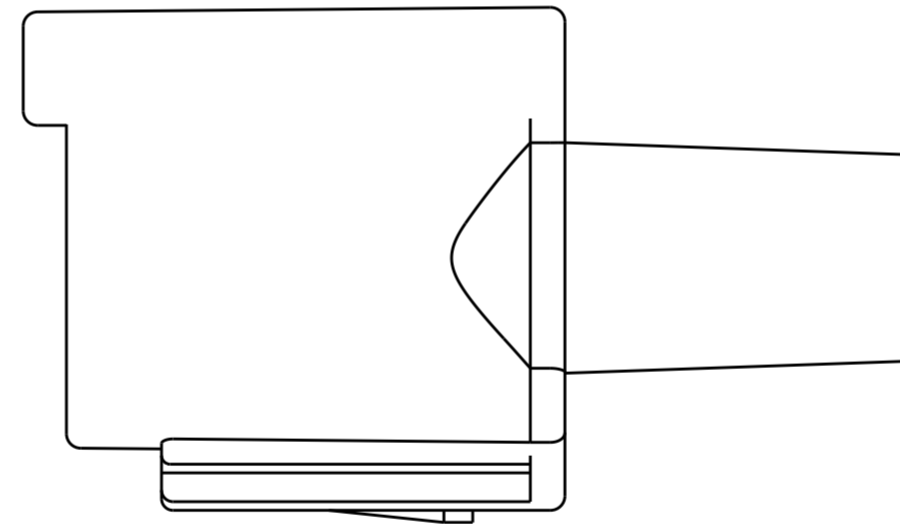
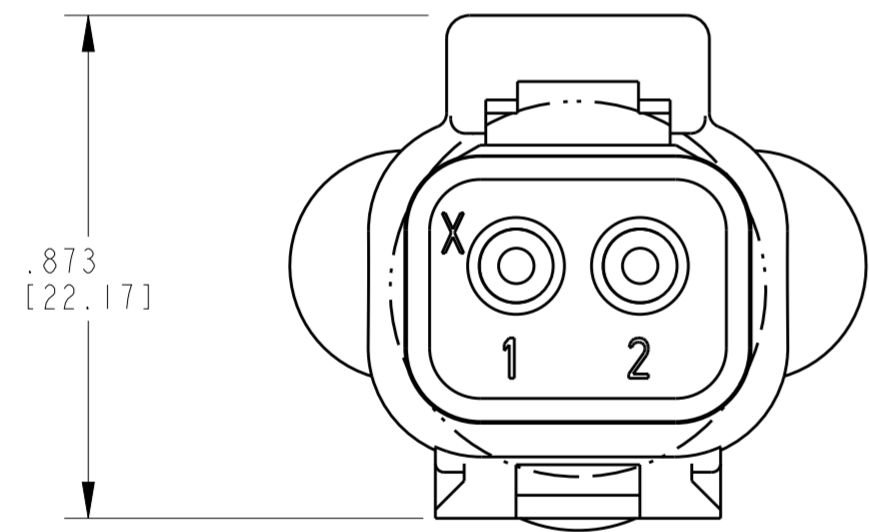
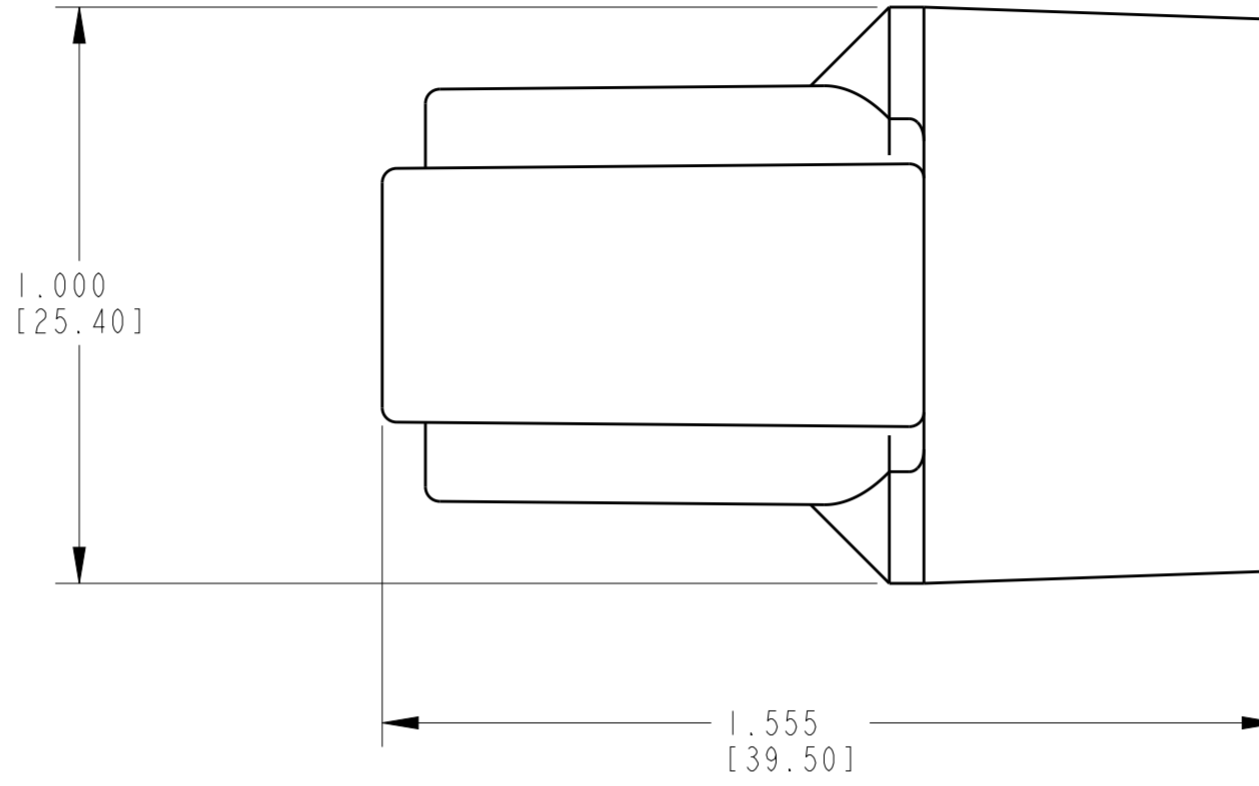


THIS DRAWING IS UNPUBLISHED. RELEASED FOR PUBLICATION 20
 © COPYRIGHT 20 BY - ALL RIGHTS RESERVED.

REVISIONS					
P	LTR	DESCRIPTION	DATE	DWN	APVD
A		REVISED PER E.O. P19162	3-15-06		RDR
B		REVISED PER PCN E-17-006442	10MAY2017	DD	DM



3D VIEW



- 4. RESISTOR 511 OHMS .5W 1% TOLERANCE.
- 3 MATERIAL:
 HOUSING: PA46 GF30, BLACK
 PINS: COPPER ALLOY, NICKEL PLATED
- 2. TEMPERATURE RANGE: -55°C TO +125°C.
- 1. RECEPTACLE MATES WITH DT06-2S-****. (****) = ALL MODIFICATIONS.

NOTES:

THIS DRAWING IS A CONTROLLED DOCUMENT.		DWN P. BURKE 04SEP2002	TE Connectivity	
DIMENSIONS: INCHES [mm]		CHK S. BEARD 14MAR2006		
TOLERANCES UNLESS OTHERWISE SPECIFIED:		APVD S. BEARD 02MAR2006	NAME 2 WAY RECEPTACLE RESISTOR 511 OHM DT SERIES	
0 PLC ±- 1 PLC ±- 2 PLC ±- 3 PLC ±.025 [0.64] 4 PLC ±- ANGLES ±- FINISH		PRODUCT SPEC 108-151009	SIZE A2	
MATERIAL 3		APPLICATION SPEC -	CAGE CODE -	DRAWING NO. DT04-2P-RT21
		WEIGHT -	SCALE 3:1	SHEET 1 OF 1 REV B
		CUSTOMER DRAWING		