

WPD 107 1X95/2X35+8X25 RD

Weidmüller Interface GmbH & Co. KG
Klingenbergstraße 26
D-32758 Detmold
Germany

www.weidmueller.com



Power feed-in

Our wide range of W-Series terminal blocks with our WPD main line branch terminals, which are optimised to guarantee both convenience and space gains, ensures a secure and convenient connection at the power feed-in.

General ordering data

Version	W-Series, Distribution block, Rated cross-section: Screw connection
Order No.	2725350000
Type	WPD 107 1X95/2X35+8X25 RD
GTIN (EAN)	4050118796537
Qty.	1 pc(s).

Creation date January 10, 2022 9:41:42 PM CET

Catalogue status 17.12.2021 / We reserve the right to make technical changes.

WPD 107 1X95/2X35+8X25 RD
Weidmüller Interface GmbH & Co. KG

Klingenbergstraße 26

D-32758 Detmold

Germany

www.weidmueller.com

Technical data
Dimensions and weights

Depth	54.5 mm	Depth (inches)	2.146 inch
Height	73 mm	Height (inches)	2.874 inch
Width	51 mm	Width (inches)	2.008 inch
Net weight	210 g		

Temperatures

Storage temperature	-25 °C...55 °C	Continuous operating temp., min.	-50 °C
Continuous operating temp., max.	130 °C		

Environmental Product Compliance

REACH SVHC	Lead 7439-92-1
------------	----------------

Material data

Material	Wemid	Colour	red
UL 94 flammability rating	V-0		

System specifications

Version	Screw connection	End cover plate required	No
Number of potentials	1	Number of levels	1
Number of clamping points per level	2	Number of potentials per tier	1
Levels cross-connected internally	Yes	Rail	Mounting plate, TS 35
N-function	Yes	PE function	No
PEN function	No		

Additional technical data

Open sides	closed	Type of mounting	Snap-on
------------	--------	------------------	---------

Conductors for clamping (rated connection)

Connection direction	on side	Type of connection	Screw connection
----------------------	---------	--------------------	------------------

General

Number of poles	1	Rail	Mounting plate, TS 35
Standards	IEC 60947-7-1, UL 1059		

Rating data

Rated AC voltage	1,000 V	Rated current	270 A
Standards	IEC 60947-7-1, UL 1059		

Classifications

ETIM 6.0	EC000897	ETIM 7.0	EC000897
ETIM 8.0	EC000897	ECLASS 9.0	27-14-11-20
ECLASS 9.1	27-14-11-20	ECLASS 10.0	27-14-11-20
ECLASS 11.0	27-14-11-20		

Creation date January 10, 2022 9:41:42 PM CET

Catalogue status 17.12.2021 / We reserve the right to make technical changes.

Data sheet**WPD 107 1X95/2X35+8X25 RD****Weidmüller Interface GmbH & Co. KG**
Klingenbergstraße 26
D-32758 Detmold
Germany

www.weidmueller.com

Technical data**Approvals**

Approvals



ROHS

Conform

DownloadsApproval/Certificate/Document of
Conformity[VDE Certificate](#)
[DNV Certificate](#)
[CE Declaration of Conformity](#)

Catalogues

[Catalogues in PDF-format](#)

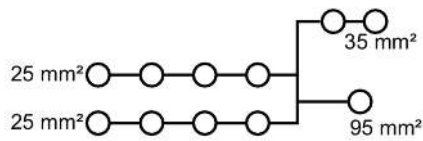
Data sheet

WPD 107 1X95/2X35+8X25 RD

Weidmüller Interface GmbH & Co. KG
Klingenbergstraße 26
D-32758 Detmold
Germany

www.weidmueller.com

Drawings



Power distribution
Screw connection

W-Series
WPD 107 1X95/2X35+8X25 GY



Width / Height / Depth	mm
max. current / max. conductor	A/mm ²
max. clamping range	mm ²

Technical data

Rated data	
Rated voltage	V
Rated current	A
for wire cross-section	95 mm ² mm ²
Rated impulse withstand voltage / Pollution severity	
Overvoltage category / UL 94 flammability rating	
Approvals	
Clamped conductors (H05V/H07V)	
Solid / Stranded	95 mm ² mm ²
	35 mm ² mm ²
	25 mm ² mm ²
Flexible with ferrule	95 mm ² mm ²
	35 mm ² mm ²
	25 mm ² mm ²
Stripping length / Blade size	95 mm ² mm/-
	35 mm ² mm/-
	25 mm ² mm ²
Tightening torque	Nm
Note	

Ordering data

Version	
	grey
	blue
	red
	black
Note	

Accessories

End bracket	
	dark beige
	dark beige
Screwdriver	
	SET

WPD 107 **95 mm²**



51 / 54.5 / 73	
232 / 95	
16...95	


IEC 60947-7-1 (Cu), UL 1059 (Cu+Al)

IEC	UL	CSA	EN 60079-7
1000	600	600	440
232	200	200	232
95	AWG 8...3/0	AWG 8...3/0	95
8 kV / 3			
III / V-0			

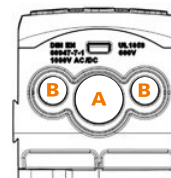
Rated connection	
16...95 / 16...95	
4...35 / 4...35	
2.5...25 / 2.5...25	
10...70	
2.5...25	
1.5...16	
14 / M12	
12 / M8	
12 / M6	
see appendix at the end of the chapter	

Type	Qty.	Order No.
WPD 107 1x95/2x35+8x25 GY	1	1562220000
WPD 107 1x95/2x35+8x25 BL	1	2521730000
WPD 107 1x95/2x35+8x25 RD	1	2725350000
WPD 107 1x95/2x35+8x25 BK	1	2725450000

Type	Qty.	Order No.
WEW 35/2	100	1061200000
AEB 35 SC/1	50	1991920000
SDK PZ2 X 100	1	2749450000
SK WSD-S 1,5-10,0	1	9008850000



output



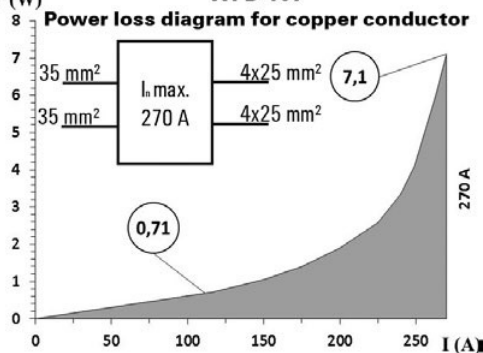
input

Conductor connection data according to IEC 60947-7-1 (Cu), UL 1059 (Cu+A P (W))

Input	connection point A			
	Copper		Aluminium*	
95 mm ²	14 Nm	14 Nm	22,6 Nm	22,6 Nm
70 mm ²				
50 mm ²				
35 mm ²				
25 mm ²				
16 mm ²				
10 mm ²				
Stripping lengths	14 mm			
Allen screw	M12			

* Values according to UL 1059

WPD 107



Output	connection point 1 - 8				connection point B			
	Copper		Aluminium*		Copper		Aluminium*	
35 mm ²	2,5 Nm	2,5 Nm	5,1 Nm	5,1 Nm	3,5 Nm	3,5 Nm	11,3 Nm	11,3 Nm
25 mm ²								
16 mm ²								
10 mm ²								
6 mm ²								
4 mm ²								
2,5 mm ²								
1,5 mm ²								
Stripping lengths	12 mm				12 mm			
Allen screw	M6				M8			

* Values according to UL 1059



UL Rating data according to UL 1059

Certificate no. (UR)	XCFR2.E60693			
	connection point A			
	Copper		Aluminium	
AWG 3/0	124 Lb In.	124 Lb In.	200 Lb In.	200 Lb In.
AWG 2/0				
AWG 1/0				
AWG 2				
AWG 4				
AWG 6				
AWG 8				
max. current	200 A	175 A	155 A	130 A
Voltage size B,C (UR)	600 V			

CSA rating data according to CSA 22.2 No. 158

Certificate No. (CSA)	269832		
	Input	Output	
	CP* A	CP* 1 - 8	CP* B
AWG 3/0	14 Nm.	2,5 Nm	6 Nm
AWG 2/0			
AWG 1/0			
AWG 2			
AWG 4			
AWG 6			
AWG 8			
AWG 10			
AWG 12			
AWG 14			
max. current	200 A	85 A	115 A
Voltage size C (CSA)	600 V		

* CP - connection point

output (load)	connection point 1 - 8				connection point B			
	Copper		Aluminium		Copper		Aluminium	
AWG 2	22.1 Lb In.	22.1 Lb In.	45.1 Lb In.	45.1 Lb In.	31 Lb In.	31 Lb In.	100 Lb In.	100 Lb In.
AWG 4								
AWG 6								
AWG 8								
AWG 10								
AWG 12								
AWG 14								
AWG 16								
max. current	85 A	65 A	65 A	50 A	115 A	85 A	90 A	65 A
Voltage size B,C (UR)	600 V							

