PART NUMBER	REV	FIRST USED	TERMINATOR	FEED TYPE	DESCRIPTION
1528012-1	C	–	LEADMAKER	MECH POST FEED	CUTS CARRIER
1528012-2	C	–	BENCH	MECH PRE FEED	CUTS CARRIER
1528012-6	C	–	LEADMAKER	MECH POST FEED	CONTINUOUS CARRIER
7-1528012-1	C	–	LEADMAKER	MECH POST FEED	-1 AND SPARE PARTS
7-1528012-2	C	–	BENCH	MECH PRE FEED	-2 AND SPARE PARTS
7-1528012-6	C	–	LEADMAKER	MECH POST FEED	-6 AND SPARE PARTS
7-1528012-7	A	–	–	–	SPARE PARTS KIT

CRIMP DATA (AMP TERMINAL)

TERMINAL NAME: PIN ASSEMBLY, .062, TYPE III+

CRIMP	SIZE	TYPE	RANGE
WIRE	1.57 [.062 IN]	F	24 - 20 AWG
INSUL	2.29 [.090 IN]	0	1.00-2.00 [.040-.080 IN]

WIRE STRIP LENGTH 3.60-4.30 [.141-.171 IN]

APPL INSTRUCTION 408-8322 & 408-8490

TERMINAL	114-19000	-	FEED
APPL SPEC	-	-	12.70 [.500 IN]

TERMINALS APPLIED

163087	-	-	-	-
164160	-	-	-	-
163085	-	-	-	-
164818	-	-	-	-
164819	-	-	-	-
215325	-	-	-	-
-	-	-	-	-
-	-	-	-	-

WIRE SIZE mm² AWG	CRIMP HEIGHT ✳	REF SETTING ✳
20 AWG or 0.50mm²	1.04 ±0.05 [.041 ±.002 IN]	C 1
0.40mm²	0.99 ±0.05 [.039 ±.002 IN]	C 4
22 AWG or 0.30mm²	0.97 ±0.05 [.038 ±.002 IN]	C 6
24 AWG or 0.20mm²	0.94 ±0.05 [.037 ±.002 IN]	C 7
-	-	-
-	-	-
-	-	-
-	-	-
-	-	-
-	-	-
-	-	-
-	-	-
-	-	-
-	-	-
-	-	-

1. RECOMMENDED SPARE PARTS.
2. GREASE RAM, CAM, CAM FOLLOWER AND FEED ROD LIGHTLY.
3. LUBRICATE DAILY PER THE APPLICATOR INSTRUCTION SHEET SUPPLIED WITH THE APPLICATOR.
4. CUT TO LENGTH AT ASSY.

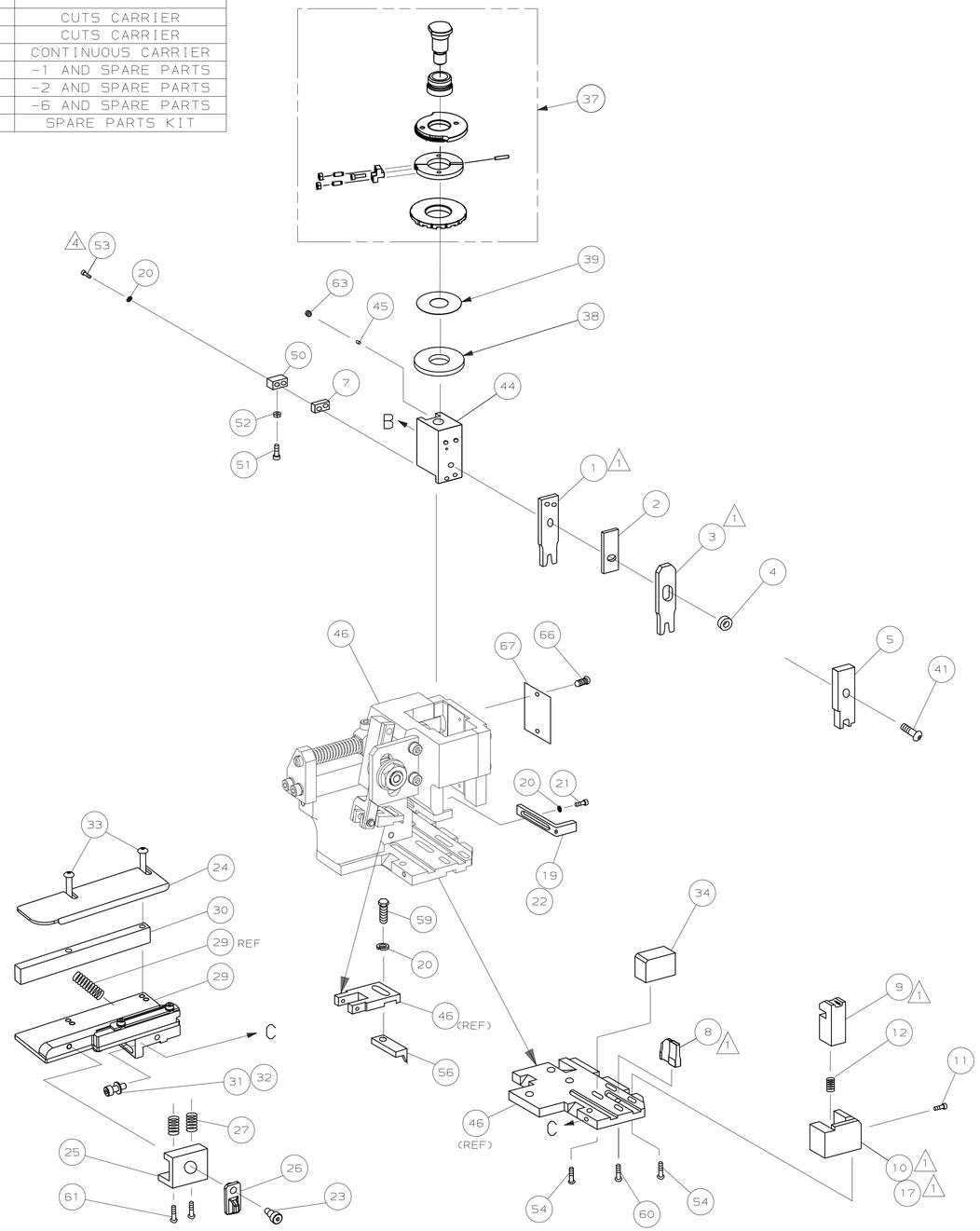

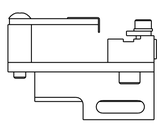

VIEW B ROTATED 180°

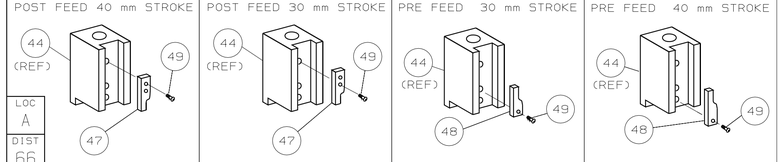

✳ WARNING:

ON INSTALLATION, SET WIRE DISC TO LARGEST WIRE SIZE SETTING. USE OF SETTINGS BELOW MIN REQUIRED CRIMP HEIGHT SETTING WILL CAUSE DAMAGE TO CRIMP TOOLING.

									73
–	1	1	1	1	1	1	1528012	PRINT, APPLICATOR LOG SHEET	72
–	1	1	1	1	1	1	1338705-3	DOCUMENTATION PACKAGE	71
									70
									69
									68
–	1	1	1	1	1	1	461264-5	PLATE, IDENTIFICATION	67
–	2	2	2	2	2	2	21017-2	SCR,DRIVE(#2x.19)ID PLATE	66
									65
									64
–	1	1	1	1	1	1	3-18031-0	SCR,SKT SET(M6X6 LW)RAM	63
									62
–	2	2	2	2	2	2	1-18024-5	SCR,BHC(M5X25)DRAG	61
–	1	1	1	1	1	1	18024-7	SCR,BHC(M4X10)ANVIL	60
–	1	1	1	1	1	1	5-18022-2	SCR,HEX(M4X8)FEED FINGER	59
									58
									57
–	1	1	1	1	1	1	1338685-1	PAWL, FEED	56
									55
–	4	4	4	4	4	4	18024-8	SCR,BHC(M4x12)SHEAR HOLDER	54
4 –	2	2	2	2	2	2	1-18023-5	SCR,SHC(M4x25)TERM HLD DWN	53
–	1	1	1	1	1	1	18030-1	NUT,HEX(M3)HOLD DOWN	52
–	1	1	1	1	1	1	811242-5	BUMPER, HOLDDOWN	51
–	1	1	1	1	1	1	690753-2	SPACER, TONKER	50
–	1	1	1	1	1	1	18024-3	SCR,BHC(M3X10)CAM	49
–	–	1	–	–	1	–	1338675-1	CAM, PRE FEED 30 & 40 mm ST	48
–	1	–	1	1	–	1	1338676-1	CAM, POST FEED 30 & 40 mm ST	47
–	1	1	1	1	1	1	1320999-3	APPLICATOR BASIC SUBASSY	46
–	1	1	1	1	1	1	690191-1	PLUG, NYLON	45
–	1	1	1	1	1	1	1338660-1	RAM	44
									43
									42
–	1	1	1	1	1	1	2-18024-6	SCR,BHC(M8X25)RAM	41
									40
–	1	1	1	1	1	1	690125-1	SHIM SUBASSY	39
–	1	1	1	1	1	1	469367-8	SPACER, FINE ADJUST	38
–	1	1	1	1	1	1	879103-5	FINE ADJUST HEAD SUBASSY	37
									36
									35
–	1	1	1	1	1	1	1320934-1	SUPPORT, TERMINAL	34
–	2	2	2	2	2	2	1-18024-0	SCR,BHC(M4X20)STRIP GUIDE	33
–	1	1	1	1	1	1	18027-2	WASHER, FLAT(M4)	32
–	1	1	1	1	1	1	1-18023-2	SCR,SKT CAP(M4X12)MOUNT BLOCK	31
–	1	1	1	1	1	1	1320908-4	SPACER, STRIP GUIDE	30
–	1	1	1	1	1	1	1633073-1	STRIP GUIDE PLATE ASSY	29
									28
–	2	2	2	2	2	2	1-22284-0	SPRING, DRAG	27
–	1	1	1	1	1	1	356835-1	LEVER, DRAG RELEASE	26
–	1	1	1	1	1	1	240792-1	DRAG, TERMINAL	25
–	1	1	1	1	1	1	1320928-1	PLATE, STRIP GUIDE	24
–	1	1	1	1	1	1	980371-4	SCR,SHC SHLD	23
–	1	–	1	1	–	1	690472-2	STRIPPER	22
–	1	1	1	1	1	1	1-18023-1	SCR,SHC(M4X10)STRIPPER	21
–	4	4	4	4	4	4	18025-2	WASHER,LOCK(M4)STRIPPER	20
–	–	1	–	–	1	–	1424364-1	STRIPPER	19
									18
1 –	1	–	–	1	–	–	1338684-1	HOLDER, SHEAR, FRONT (NO-CUT)	17
									16
									15
									14
									13
–	1	1	1	1	1	1	5-22280-0	SPRING, SHEAR	12
–	1	1	1	1	1	1	356885-4	STOP, SHEAR	11
1 –	–	1	1	–	1	1	1320921-1	HOLDER, SHEAR, FRONT (CUT)	10
1 –	1	1	1	1	1	1	454276-1	SHEAR, FLOAT (FRONT)	9
1 1	2	2	2	1	1	1	1333202-2	ANVIL	8
–	1	1	1	1	1	1	5-240641-1	SPACER, DEPRESSOR (REAR)	7
									6
–	1	1	1	1	1	1	455889-9	DEPRESSOR, SHEAR (FRONT)	5
–	1	1	1	1	1	1	2-238011-2	SPACER, BLOCK CRIMPER	4
1 1	2	2	2	1	1	1	4-456135-4	CRIMPER, INSULATION	3
–	1	1	1	1	1	1	455888-2	SPACER, CRIMPER	2
1 1	2	2	2	1	1	1	1-456403-5	CRIMPER, WIRE	1
	-77	-76	-72	-71	-6	-2	-1	PART NO / DESCRIPTION	ITEM NO

← REVISION OF EACH ASSY NO (WHEN BLANK, USE DWG REVISION)

QTY REQD PER ASSY — PARTS LIST

P	F	LTR	REVISION RECORD	APP	DATE
		C	ECR-06-004277	CE	FEB06

DIMENSIONS: mm [INCHES]
DO NOT SCALE PRINT.
TOLERANCES UNLESS OTHERWISE SPECIFIED:
2 PLC DEC ±0.5 [.02 IN]
3 PLC DEC ±-
4 PLC DEC ±-
ANGLES ±-
SURF TEXTURE: √
REMOVE BURRS, BREAK SHARP EDGES R0.38 MAX

MATL – – | HT TR – – | FIN – –

DR 19MAR04 M.CLIFFORD | APP 19MAR04 F.BACKHURST
CHK – – | REL 29APR04 L.LOFTHOUSE

AMP Incorporated Harrisburg, PA 17105-3608

NAME FINE ADJ SIDE FD HD-I APPL | MACHINE REF HD-I APPL

SCALE – | D | DWG NO 1528012 | SHEET 1 OF 1 | REV C

CAGE CODE 00779 | CUSTOMER AND ASSEMBLY DRAWING | RESTRICTED TO –

THIS DRAWING IS A CONTROLLED DOCUMENT.

LAYOUT L1426007

SET UP GAGE 458637-3

THIS DRAWING IS UNPUBLISHED. © COPYRIGHT 2000 BY AMP INCORPORATED. ALL RIGHTS RESERVED. RELEASED FOR PUBLICATION ,2000 .

LOC A | DIST 66