



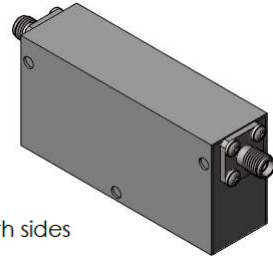
## Part Number: D4I0112

### Electrical Specifications

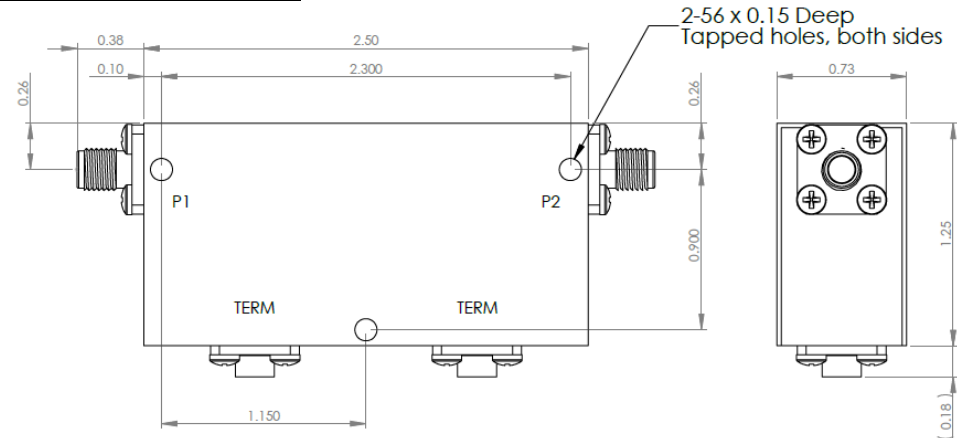
Frequency Range (GHz):	1.2 - 1.4
Isolation (dB):	40 MIN
Insertion Loss (dB):	0.8 MAX
VSWR:	1.25:1 MIN
Forward Power (W):	200 AVG 500 PK
Reflective Power (W):	2 AVG

### Mechanical/Environmental Specifications

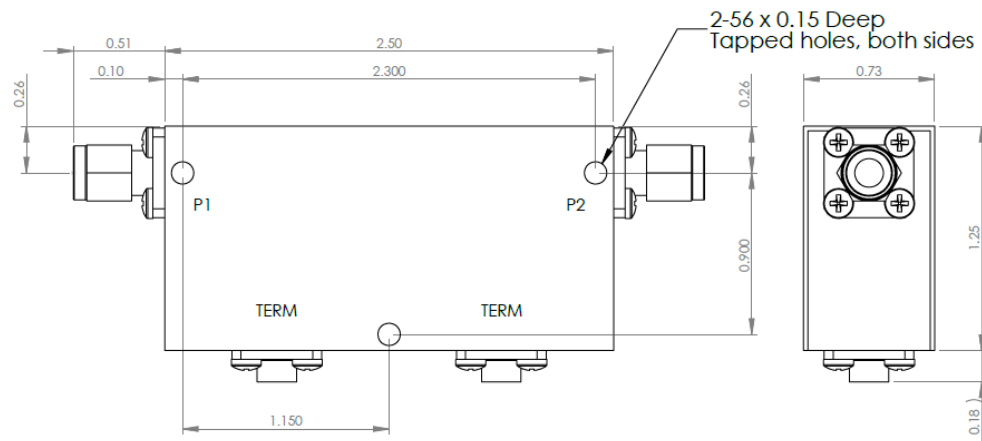
Connector Type:	SMA
Connector Body:	Passivated stainless steel
Connector Pin:	Gold plated copper
Load Body:	Brass
Magnetic Shunt:	Nickel plated CRS
Operational Temp:	-20°C to +65°C
Weight (oz)	5.5 MAX



### D4I0112 Dimensions



### D4I0112-3 Dimensions



Dimensions are in inches  
Tolerance

XX	±0.03
XXX	±0.010

Type of Device	PN Suffix	Connector Configuration Input / Output	PN Example
Single and Dual Junction Isolator, 2-Port Device	N/A	Female / Female	D4I0112
	-1	Male / Female	D4I0112-1
	-2	Female / Male	D4I0112-2
	-3	Male / Male	D4I0112-3



# MEASURED DATA

Part Number: D4I0112, +25°C

