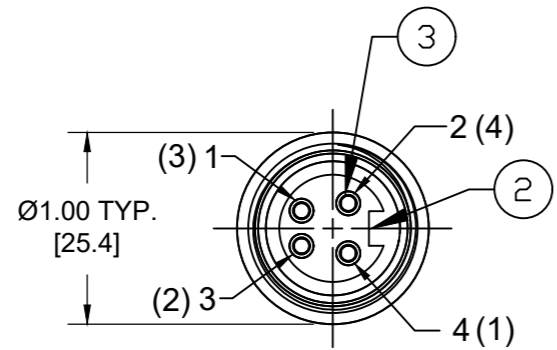


PART NO.	ENGINEERING NO.	FINISHED LENGTH
1300100863	114030K12M005	0.5M
1300100864	114030K12M010	1.0M
1300100865	114030K12M020	2.0M



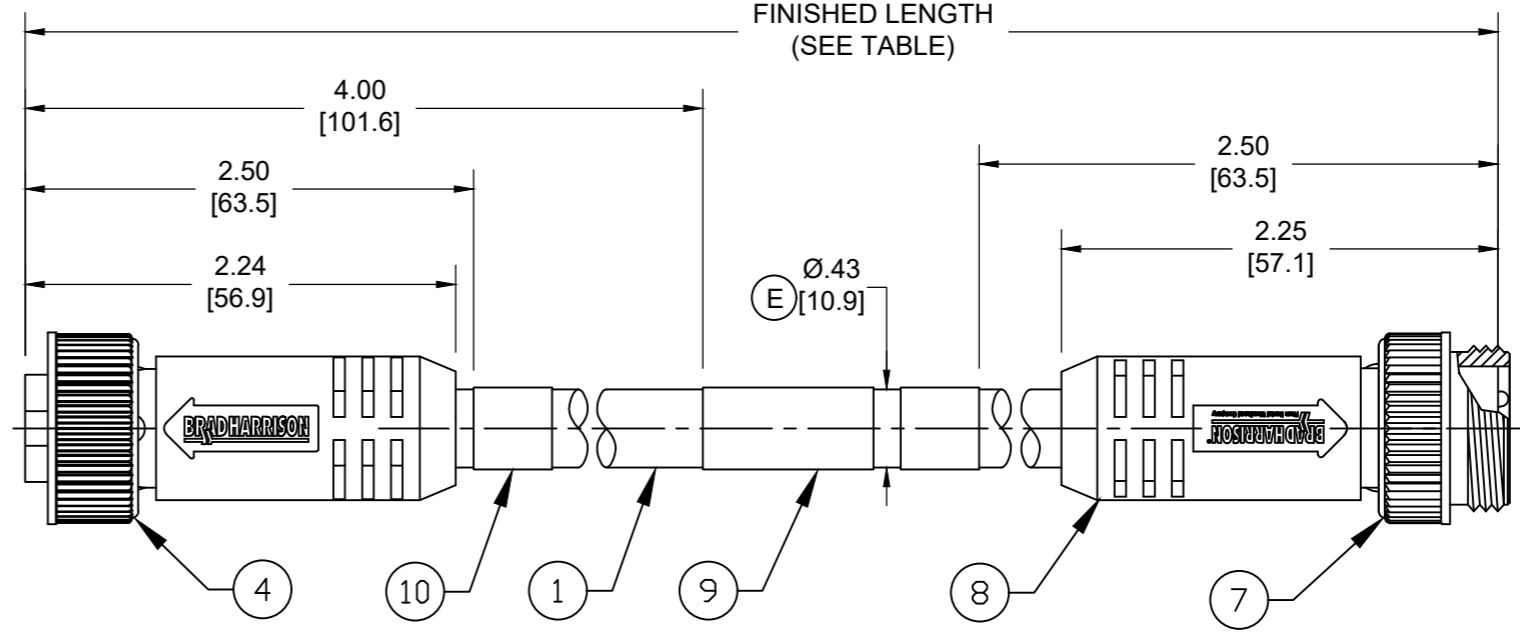
FEMALE FACE VIEW

- NOTES:
- MATERIAL: SEE TABLE
 - FINISH: SEE TABLE
 - ELECTRICAL:
VOLTAGE: 483V PER IEC 60664
600V PER UL 2238
CURRENT: 10A (E)
 - TEMP RATING: -20°C TO +90°C
 - PROTECTION: IP67 (WHEN MATED)
 - COUPLING THREAD: 7/8-16
 - UL LISTED FILE: E152210
 - ALL DIMENSIONS ARE FOR REFERENCE UNLESS TOLERANCED OR NOTED OTHERWISE
 - PARTS WITH "H" IN MATRIX HAVE TWO ID CARRIERS ONE ON EACH SIDE

MECHANICAL CHARACTERISTICS:

TORSIONAL FLEX TEST	20 MILLION CYCLES PER MIL-C-13777G
BEND FLEX TEST	20 MILLION CYCLES PER MIL-C-13777G
WELD SLAG RESISTANCE	WOODHEAD STANDARD S-300

ITEM	COMPONENT	MATERIAL	FINISH
10	ID CARRIER	PVC	CLEAR
9	WRAP LABEL	VINYL	BLACK/YELLOW
8	OVERMOLD	TPE	YELLOW
7	COUPLING, MALE	ZINC DIE-CAST	BLACK
6	CONTACT PIN	COPPER ALLOY	GOLD PLATED
5	MALE INSERT (A-SIZE)	TPE	YELLOW
4	COUPLING, FEMALE	ZINC DIE-CAST	BLACK
3	CONTACT SOCKET	COPPER ALLOY	GOLD PLATED
2	FEMALE INSERT (A-SIZE)	TPE	YELLOW
1	CABLE, 16/4 TC-ER (HI-FLEX)	TPE JACKET	YELLOW

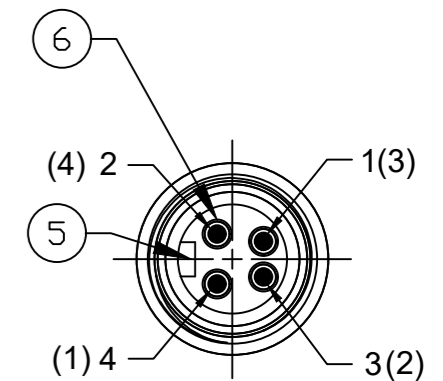


CENELEC EN 50 044 PINOUT SHOWN (SAE-J-1738A SHOWN IN PARENTHESIS)

4 (1)	BLACK	4 (1)
3 (2)	BLUE	3 (2)
1 (3)	BROWN	1 (3)
2 (4)	WHITE	2 (4)

PART NO. MATRIX
114030K12XXXXH

LENGTH ID CARRIER
M010 = 1 METER H - SEE NOTE 8
M100 = 10 METER BLANK - NO ID CARRIERS
F050 = 5 FEET
F500 = 50 FEET
T=100 METER
T001 = 101 METER
T010 = 110 METER



MALE FACE VIEW

CABLE LENGTH TOLERANCES

<.3M [1FT]:	+19mm-0 [+0.75in-0]
.3 - .9M [1 - 3FT]:	+44.5mm-0 [+1.75in-0]
.9 - 1.8M [3 - 6FT]:	+55.6mm-0 [+2.19in-0]
1.8 - 3.7M [6 - 12FT]:	+88.9mm-0 [+3.50in-0]
3.7 - 7.3M [12 - 24FT]:	+165.1mm-0 [+6.50in-0]
7.3-14.6M [24 - 48FT]:	+317.5mm-0 [+12.50in-0]
14.6 - 30.5M [48-100FT]:	+622.3mm-0 [+24.50in-0]
OVER 30M [100FT]	+2% OF FINISHED LENGTH

FUNCTIONAL SYMBOLS F=0 C=0 P=0	THIS DRAWING CONTAINS INFORMATION THAT IS PROPRIETARY TO MOLEX ELECTRONIC TECHNOLOGIES, LLC AND SHOULD NOT BE USED WITHOUT WRITTEN PERMISSION		CURRENT REV DESC: UPDATED AMPERAGE AND TEMPLATE		
	DIMENSION UNITS	SCALE	<p>MINI-CHANGE CORDSET 4P MALE/FEMALE ST/ST #16/4 TPE CABLE</p> <p>PRODUCT CUSTOMER DRAWING</p>		
	INCH/MM	NTS			
	GENERAL TOLERANCES (UNLESS SPECIFIED)				
4 PLACES	±--- ±---				
DIVISIONAL SYMBOLS	3 PLACES	±--- ±---	EC NO: 646474	2020/10/14	
	2 PLACES	±--- ±---	DRWN: ALEON01	2020/10/19	
	1 PLACE	±--- ±---	CHK'D: CCHRSTKA	2020/10/21	
	0 PLACES	±--- ±---	APPR: BWOODMAN	2020/10/21	
ANGULAR TOL ± --- °		INITIAL REVISION:	DRWN: VOU	2012/01/19	
DRAFT WHERE APPLICABLE MUST REMAIN WITHIN DIMENSIONS		THIRD ANGLE PROJECTION	APPR: JFMURPHY	2012/03/08	
DRAWING		SERIES	MATERIAL NUMBER	CUSTOMER	SHEET NUMBER
B-SIZE		130010	SEE CHART	GENERAL MARKET	1 OF 1