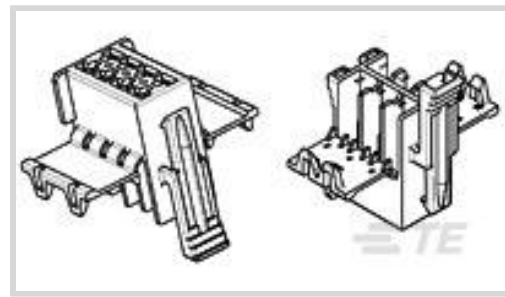




Connectors > Automotive Connectors > Automotive Housings > Timer Connector Housing



Connector & Housing Type: **Housing for Female Terminals**

Mating Tab Width: **3 mm [.118 in]**

Connector System: **Wire-to-Wire**

Number of Positions: **6**

Centerline (Pitch): **5 mm [.197 in]**

[All Timer Connector Housing \(589\)](#)

## Features

### Product Type Features

Connector Shape	Rectangular
Connector & Housing Type	Housing for Female Terminals
Connector System	Wire-to-Wire
Sealable	No
Hybrid Connector	No
Primary Locking Feature	Integrated in Housing
Connector & Contact Terminates To	Wire & Cable

### Configuration Features

Number of Positions	6
Number of Rows	2

### Body Features

Cable Exit Angle	180°
Primary Product Color	Black

### Contact Features

Contact Size	2.8mm
Contact Type	Receptacle
Mating Tab Width	3 mm [.118 in]



### Mechanical Attachment

Terminal Position Assurance	No
Strain Relief	Without
Mating Alignment Type	Polarized
Mating Alignment	With
Connector Mounting Type	Cable Mount (Free-Hanging)

### Housing Features

Housing Material	PBT
Centerline (Pitch)	5 mm [.197 in]

### Dimensions

Connector Height	29.5 mm [1.16 in]
Product Width	16 mm [.629 in]
Product Length	23.5 mm [.925 in]
Row-to-Row Spacing	5.6 mm [.22 in]

### Usage Conditions

Operating Temperature (Max)	130 °C [266 °F]
Operating Temperature Range	-40 – 130 °C [-40 – 266 °F]

### Operation/Application

Circuit Application	Power
---------------------	-------

### Packaging Features

Packaging Quantity	2000
Packaging Method	Carton

### Other

Serviceable	No
Connector Position Assurance Capable	No

### Product Compliance

[For compliance documentation, visit the product page on TE.com>](#)

EU RoHS Directive 2011/65/EU	Compliant
EU ELV Directive 2000/53/EC	Compliant
China RoHS 2 Directive MIIT Order No 32, 2016	No Restricted Materials Above Threshold
EU REACH Regulation (EC) No. 1907/2006	



Current ECHA Candidate List: JUNE 2023 (235)  
 Candidate List Declared Against: JUNE 2023 (235)  
 Does not contain REACH SVHC

Halogen Content Not Low Halogen - contains Br or Cl > 900 ppm.

Solder Process Capability Not applicable for solder process capability

Product Compliance Disclaimer

This information is provided based on reasonable inquiry of our suppliers and represents our current actual knowledge based on the information they provided. This information is subject to change. The part numbers that TE has identified as EU RoHS compliant have a maximum concentration of 0.1% by weight in homogenous materials for lead, hexavalent chromium, mercury, PBB, PBDE, DBP, BBP, DEHP, DIBP, and 0.01% for cadmium, or qualify for an exemption to these limits as defined in the Annexes of Directive 2011/65/EU (RoHS2). Finished electrical and electronic equipment products will be CE marked as required by Directive 2011/65/EU. Components may not be CE marked. Additionally, the part numbers that TE has identified as EU ELV compliant have a maximum concentration of 0.1% by weight in homogenous materials for lead, hexavalent chromium, and mercury, and 0.01% for cadmium, or qualify for an exemption to these limits as defined in the Annexes of Directive 2000/53/EC (ELV). Regarding the REACH Regulation, the information TE provides on SVHC in articles for this part number is based on the latest European Chemicals Agency (ECHA) 'Guidance on requirements for substances in articles' posted at this URL: <https://echa.europa.eu/guidance-documents/guidance-on-reach>

### Compatible Parts



TE Part # CAT-T4827-CH8172  
 Timer Connector Housing



TE Part # CAT-LMPH9507  
 Low & Medium Power Header



TE Part # CAT-T4827-T273  
 TIMER, RECEPTACLE AND TAB



TE Part # 1-929505-7  
 TAB HSG .110 (2.8 MM) HSG TAB



TE Part # 1-929505-2  
 TAB HSG .110 (2.8 MM) HSG TAB



TE Part # 1-929505-3  
 TAB HSG .110 (2.8 MM) HSG TAB




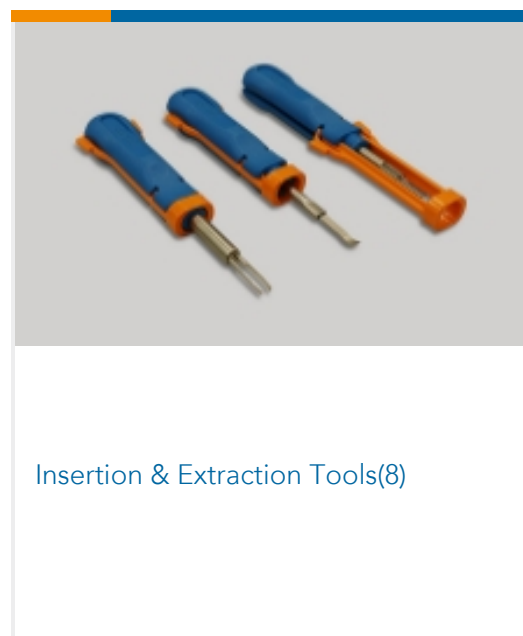


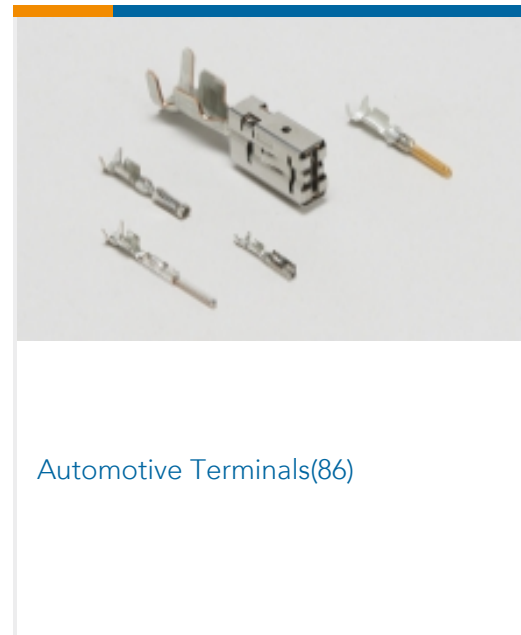
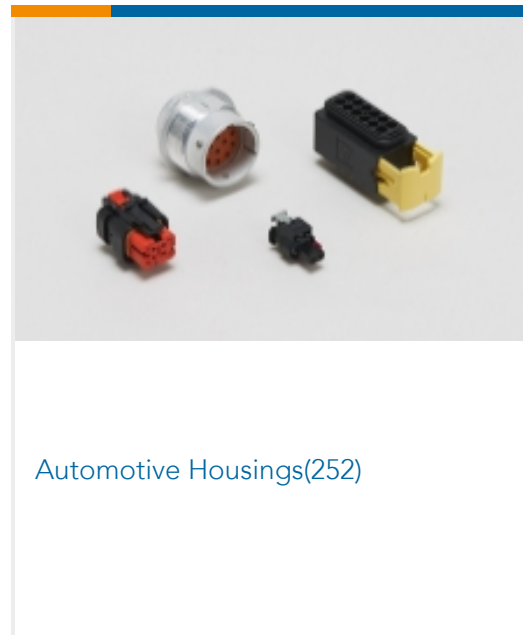

TE Part # 1-929505-4  
 TAB HSG .110 (2.8 MM) HSG TAB



TE Part # 1-929505-6  
 FF FLA-STE-GEH2X 9P



## Also in the Series | Junior Power Timer



## Customers Also Bought





## Documents

### Product Drawings

[2X 3P JUN POW TIMGH](#)

English

---

### CAD Files

Customer View Model

[ENG\\_CVM\\_CVM\\_929504-2\\_N.2d\\_dxf.zip](#)

English

[3D PDF](#)

3D

Customer View Model

[ENG\\_CVM\\_CVM\\_929504-2\\_N.3d\\_igs.zip](#)

English

Customer View Model

[ENG\\_CVM\\_CVM\\_929504-2\\_N.3d\\_stp.zip](#)

English

By downloading the CAD file I accept and agree to the [Terms and Conditions](#) of use.

---

### Datasheets & Catalog Pages

[Timer Interconnection System](#)

English