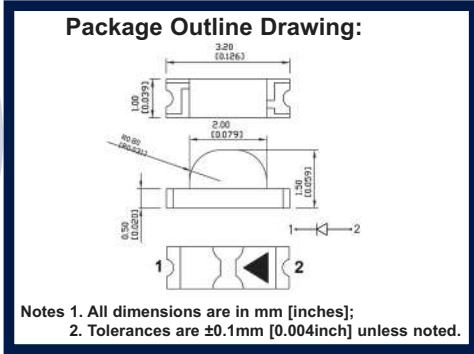


Dialight

Micro LED® SMD LED "598 SERIES" 1208 PACKAGE (3.2mm X 1.5mm X 1.0mm) Single Color Right Angle



- ### FEATURES / BENEFITS
- ▲ Compatible with automatic placement equipment
 - ▲ RoHS compliant
 - ▲ Packaged in 8mm tape, 7" reel and 20 per strip
 - ▲ Meets EIA-481-1 pkg. std.



ORDERING INFORMATION

5 9 8 - 8 3 1 0 - 1 0 **7** F
Packaging Option

2	20 pieces on tape
7	7" reel 3000pcs / reel

PART NUMBERS

DIALIGHT P/N	EMITTED COLOR	MATERIAL	LENS COLOR	LUMINOUS INTENSITY			DOMINANT WAVELENGTH			FORWARD VOLTAGE			VIEWING ANGLE
				If = 20 ma			If = 20 ma			If = 20 ma			° DEGREES
				MIN	TYP	MAX	MIN	TYP	MAX	MIN	TYP	MAX	
598-8310-107F	RED	AllnGaP	Water Clear	-	-	70	630	635	640	1.8	2	2.4	160
598-8320-107F	RED-ORANGE	AllnGaP	Water Clear	80	120	150	620	625	630	1.8	2	2.4	160
598-8330-107F	ORANGE	AllnGaP	Water Clear	90	110	150	600	-	610	1.8	2	2.4	160
598-8340-107F	YELLOW	AllnGaP	Water Clear	100	130	160	590	-	595	1.8	2	2.4	160
598-8350-107F	YELLOW	AllnGaP	Water Clear	100	130	160	583	-	590	1.8	2	2.4	160
598-8360-107F	YELLOW-GREEN	AllnGaP	Water Clear	30	50	60	570	-	575	1.8	2	2.4	160
598-8370-107F	GREEN	GaP	Water Clear	18	28	50	562	-	570	1.8	2	2.4	160
598-8380-107F	GREEN	InGaP	Water Clear	150	220	300	520	523	525	3	3.2	3.5	160
598-8391-107F	BLUE	InGaP	Water Clear	90	140	160	470	473	475	2.8	3.2	3.5	160

ABSOLUTE RATINGS (@ Ta = 25°C)

DIALIGHT P/N	Power Dissipation	Forward Current	Reverse Voltage	Operating Temperature Range	Storage Temperature Range	Peak Pulse Forward Current	Electrostatic Discharge
	(mW)	(mA)	(V)	(°C)	(°C)	(mA)	(HBM)
598-8310-107F	60	25	5	-40~+100	-40~+100	100	2000
598-8320-107F	60	25	5	-40~+100	-40~+100	100	2000
598-8330-107F	60	25	5	-40~+100	-40~+100	100	2000
598-8340-107F	55	25	5	-40~+100	-40~+100	100	2000
598-8350-107F	55	25	5	-40~+100	-40~+100	100	2000
598-8360-107F	60	25	5	-40~+100	-40~+100	100	2000
598-8370-107F	60	25	5	-40~+100	-40~+100	100	2000
598-8380-107F	87.5	25	5	-40~+100	-40~+100	100	1000
598-8391-107F	87.5	25	5	-40~+100	-40~+100	100	1000

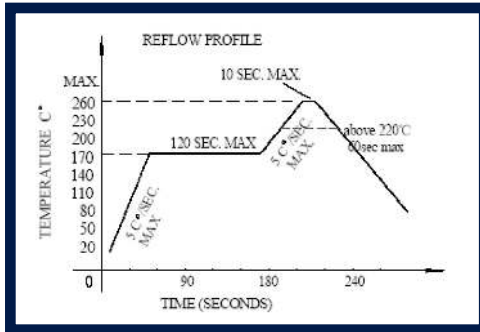
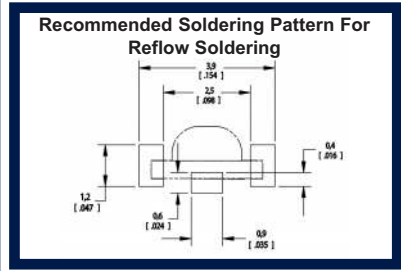
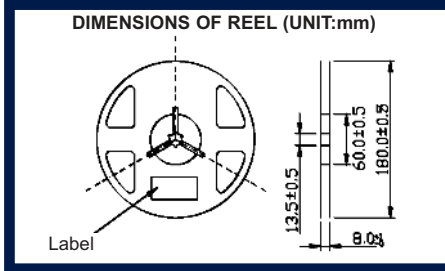
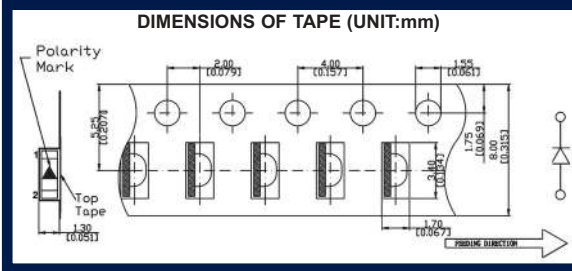


Dialight Corporation
1501 Route 34 South • Farmingdale, NJ 07727 USA
Tel: (1) 732-919-3119 • Fax: (1) 732-751-5778 • www.dialight.com



MDEI5981208RT_A

MECHANICAL DIMENSIONS

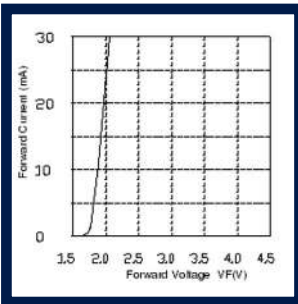


	REFLOW SOLDERING	HAND SOLDERING	
Pre-heat	160~180°C	Temperature	300°C Max.
Pre-heat time	120 seconds Max.		
Peak temperature	260°C Max.	Soldering time	3 second Max (one time only)
Soldering time	10 seconds Max.		
Condition	Refer to temperature -profile		

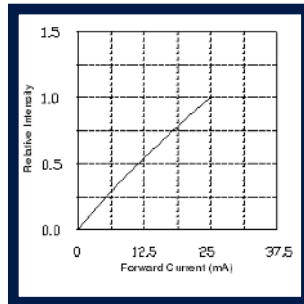
OPTICAL AND ELECTRICAL CHARACTERISTICS CURVES

RED 630-642NM, RED-ORANGE 620-630NM, ORANGE 600-610NM, YELLOW 590-595NM, YELLOW 583-590NM, YELLOW GREEN 570-575NM, GREEN 562-570NM

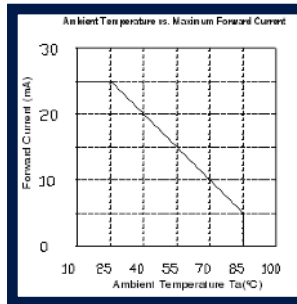
FORWARD VOLTAGE VS FORWARD CURRENT (Ta=25°C)



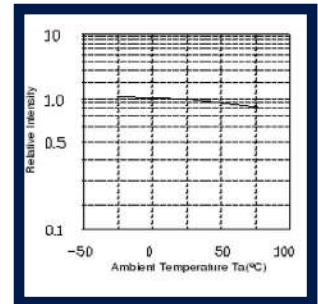
RELATIVE INTENSITY VS FORWARD CURRENT (Ta=25°C)



DERATING

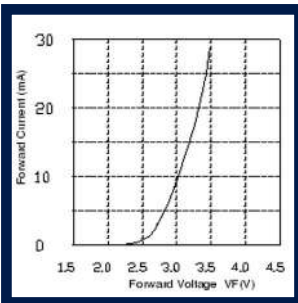


RELATIVE INTENSITY VS AMBIENT TEMPERATURE

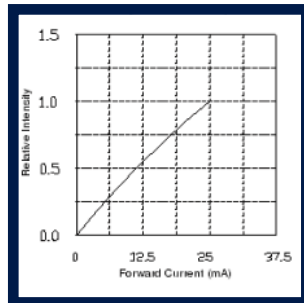


GREEN 520-525NM, BLUE 470-475NM

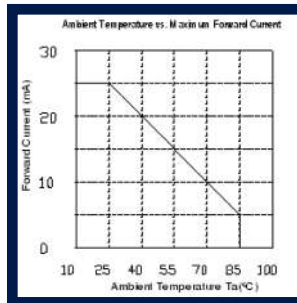
FORWARD VOLTAGE VS FORWARD CURRENT (Ta=25°C)



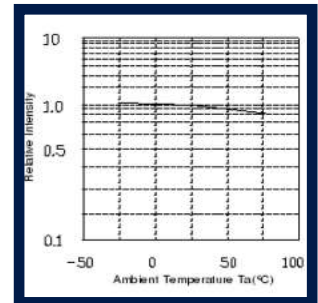
RELATIVE INTENSITY VS FORWARD CURRENT (Ta=25°C)



DERATING



RELATIVE INTENSITY VS AMBIENT TEMPERATURE



Dialight Corporation

1501 Route 34 South • Farmingdale, NJ 07727 USA

Tel: (1) 732-919-3119 • Fax: (1) 732-751-5778 • www.dialight.com



MDEI5981208RT_A