

6

5

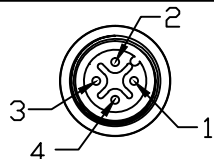
4

3

2

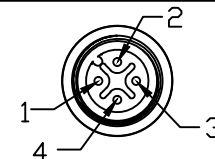
1

MALE INSERT
FACE VIEW

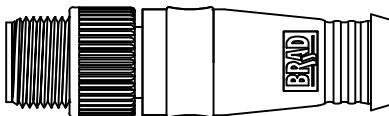


- 1 NO CONNECTION
- 2 RESISTOR
- 3 NO CONNECTION
- 4 RESISTOR

MALE INSERT
BACK VIEW

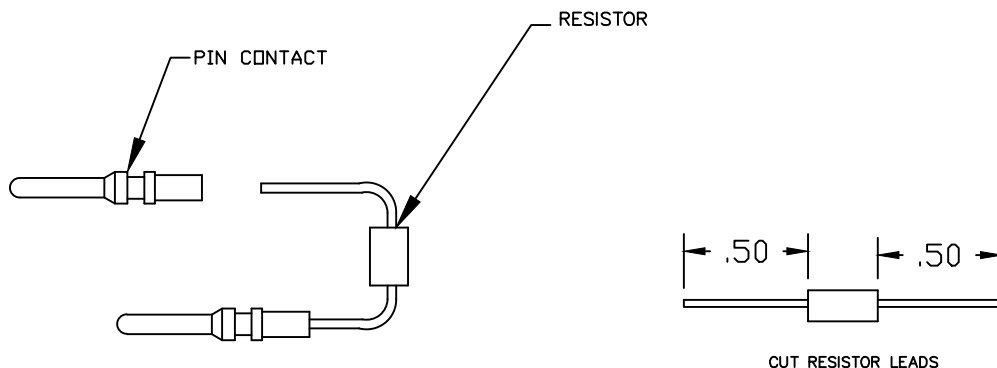
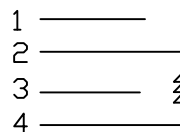


- 1 NO CONNECTION
- 2 RESISTOR
- 3 NO CONNECTION
- 4 RESISTOR



MOLD PER STD-439

WIRING SCHEMATIC



- 1 ALL LEADS OF RESISTOR MUST BE FULLY CRIMPED PER S-294 AND AND SOLDERED PER S-575
- 2 APPLY ADHESIVE PER S-136
- 3 PACKAGE FINISHED PRODUCT PER S-168

REVISE DRAWING EC NO: IPC2013-0297 DRWN: TWOLDEGE 11/12/12 CHKD: VOU APPR: JFMURPHY	DESCRIPTION QUALITY SYMBOLS ▽=0 ▽C=0	GENERAL TOLERANCES (UNLESS SPECIFIED)		DIMENSION STYLE INCH		SCALE 1:1	DESIGN UNITS INCH	THIRD ANGLE PROJECTION		
		4 PLACES	mm	INCH	DRAWN BY BJANOWIA	DATE 11/19/2003	TITLE CC-LINK TERMINATOR 4-POLE MALE ST 110 OHM RESISTOR			
		3 PLACES	±---	±---	CHECKED BY BJ	DATE ---				
		2 PLACES	±.13	±.010	APPROVED BY ---		DATE ---	MOLEX INCORPORATED		
1 PLACE	±.25	±.020	MATERIAL NO.		DOCUMENT NO.	CC100	SHEET NO. 1 OF 1			
ANGULAR ±1/2°		DRAFT WHERE APPLICABLE MUST REMAIN WITHIN DIMENSIONS		SIZE A	THIS DRAWING CONTAINS INFORMATION THAT IS PROPRIETARY TO MOLEX INCORPORATED AND SHOULD NOT BE USED WITHOUT WRITTEN PERMISSION					

6

5

4

3

2

1

E

E

D

D

C

C

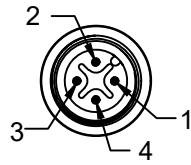
B

B

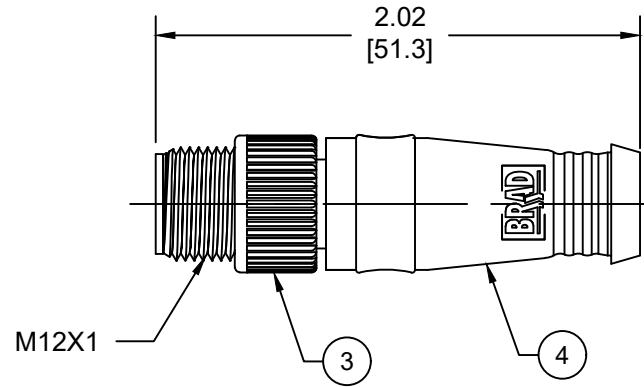
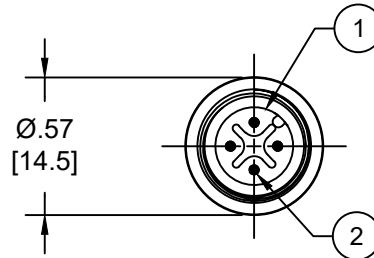
A

A

**MALE INSERT
FACE VIEW**



- 1 NO CONNECTION
- 2 RESISTOR
- 3 NO CONNECTION
- 4 RESISTOR

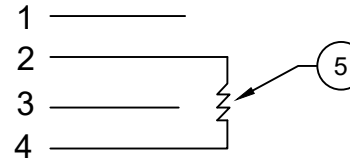


MATERIAL NUMBER	ENGINEERING NUMBER
1300460001	CC100

NOTES:

1. MATERIAL: AS NOTED
2. FINISH: AS NOTED
3. ELECTRICAL:
VOLTAGE: 24V DC
CURRENT: 50mA
4. TEMP RATING: 0°C TO +60°C (B)
5. PROTECTION: IP67 (WHEN MATED)
6. ALL DIMENSIONS ARE FOR REFERENCE UNLESS TOLERANCED OR NOTED OTHERWISE

SCHEMATIC



5	RESISTOR	110 OHM 1/2 WATT	
4	OVERMOLD	TPC	GRAY (B)
3	COUPLNG NUT	BRASS	NICKEL PLATED (B)
2	CONTACT PIN	COPPER ALLOY	GOLD OVER NICKEL
1	INSERT	NYLON	BLACK
ITEM	COMPONENT	MATERIAL	FINISH

FUNCTIONAL SYMBOLS FA=0 FC=0 FE=0	THIS DRAWING CONTAINS INFORMATION THAT IS PROPRIETARY TO MOLEX ELECTRONIC TECHNOLOGIES, LLC AND SHOULD NOT BE USED WITHOUT WRITTEN PERMISSION			
	DIMENSION UNITS INCH/MM	SCALE NTS	CURRENT REV DESC: ITEM #4 WAS PVC. ITEM #3 WAS ZINC DIE CAST. ADDED TEMP RATING	
	GENERAL TOLERANCES (UNLESS SPECIFIED)		EC NO: 704134	
		mm	INCH	
DIVISIONAL SYMBOLS	4 PLACES	±----	±----	DRWN: ABENJAMINLW 2021/06/04
	3 PLACES	±----	±----	CHK'D: RSTONE 2022/04/27
	2 PLACES	±----	±----	APPR: BWOODMAN 2022/05/04
	1 PLACE	±----	±----	INITIAL REVISION:
	0 PLACES	±----	±----	DRWN: TWOLDEGE 2012/10/18
	ANGULAR TOL ± ---- °		APPR: JFMURPHY 2012/11/01	DOCUMENT NUMBER SD-130046-013
DRAFT WHERE APPLICABLE MUST REMAIN WITHIN DIMENSIONS		THIRD ANGLE PROJECTION	DRAWING A-SIZE	SERIES 130046
		MATERIAL NUMBER SEE CHART		CUSTOMER GENERAL MARKET
		DOC TYPE PSD		DOC PART 001
		REVISION B		SHEET NUMBER 1 OF 1

DOCUMENT STATUS	P1	RELEASE DATE	2022/05/04	21:13:43
-----------------	----	--------------	------------	----------