

B-484 Series, Rated up to 500 Amps, 115/200 VAC, 400 Hz

Product Facts

- 3PDT, Magnetic latching
- Gasket sealed
- Auxiliary contacts available
- Meets many requirements of MIL-PRF-6106

**Performance Data****Electrical Characteristics**

Contact Arrangement — 3PDT, Magnetic Latching

Rated Operating Voltage — 115/200 VAC, 400 Hz, 3 phase

Resistive Rating, Continuous — 500 Amps

Inductive Rating — 500 Amps

Interrupt Rating — 6,500 Amps

General Characteristics

Temperature Range — -54°C to +71°C

Operating Cycles (Life) at Rated Resistive Load, Min. — 50,000 cycles

Operating Cycles (Life) Mechanical, Min. — 100,000 cycles

Dielectric Strength — All Circuits to Ground — 1,500 Vrms
Circuit to Circuit — 1,500 Vrms
Coil to Ground and Aux. Contacts — 1,000 Vrms

Insulation Resistance, Initial — 100 megohm min.

Altitude — 45,000 ft.

Weight, Max. — 4.5 lbs

Coil Characteristics

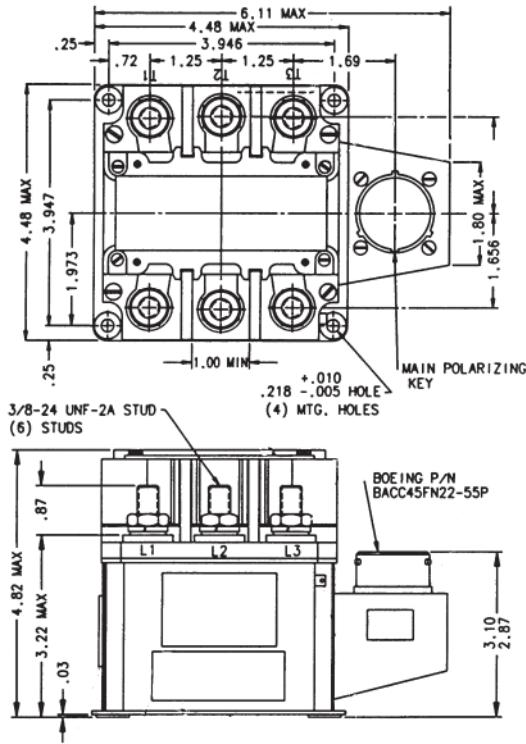
Duty Cycle — Continuous, self-deenergizing

Close Voltage — Min. — 15 Vdc
Max. — 29 Vdc

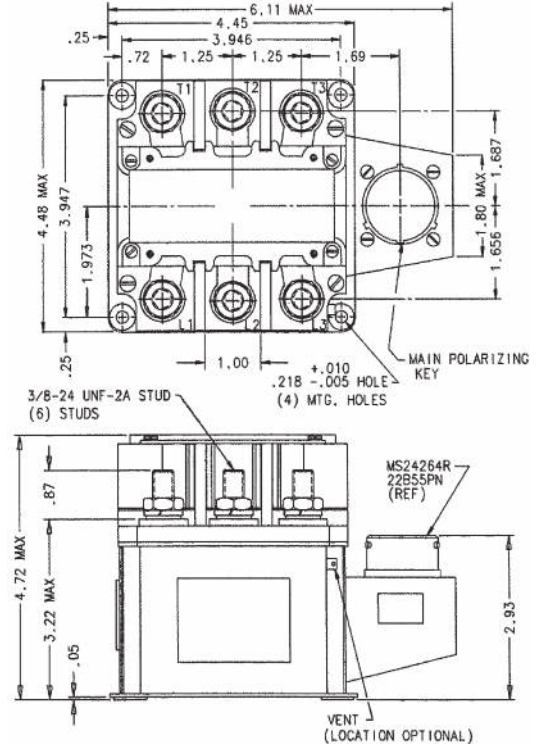
Trip Voltage — Min. — 15 Vdc
Max. — 29 Vdc

For factory-direct application assistance, phone 419-521-9500 or fax 419-526-2749.

B-484 Series, Rated up to 500 Amps, 115/200 VAC, 400 Hz (Continued)

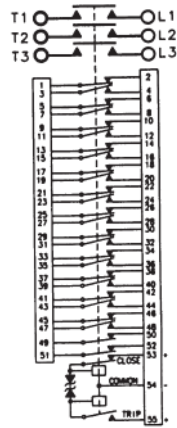


Mounting Style A



Mounting Style B

Circuit Configurations (Consult factory for other available circuit configurations)



Circuit Configuration 1

HARTMAN Part Number	Construction Type	Mounting Style	Coil Type	Circuit Config.	TE Part Number
B-484	Gasket/Vented	A	Continuous, Self-Deenergizing	1	1616023-4
B-484C	Gasket/Vented	B	Continuous, Self-Deenergizing	1	1616023-5

For factory-direct application assistance, phone 419-521-9500 or fax 419-526-2749.