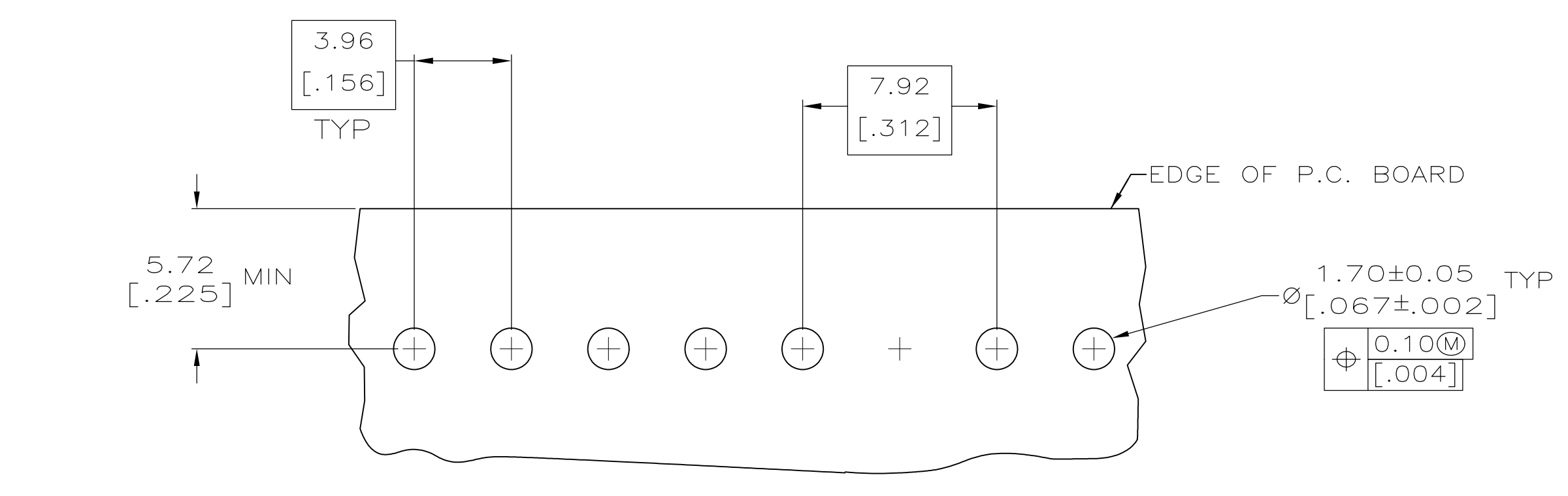
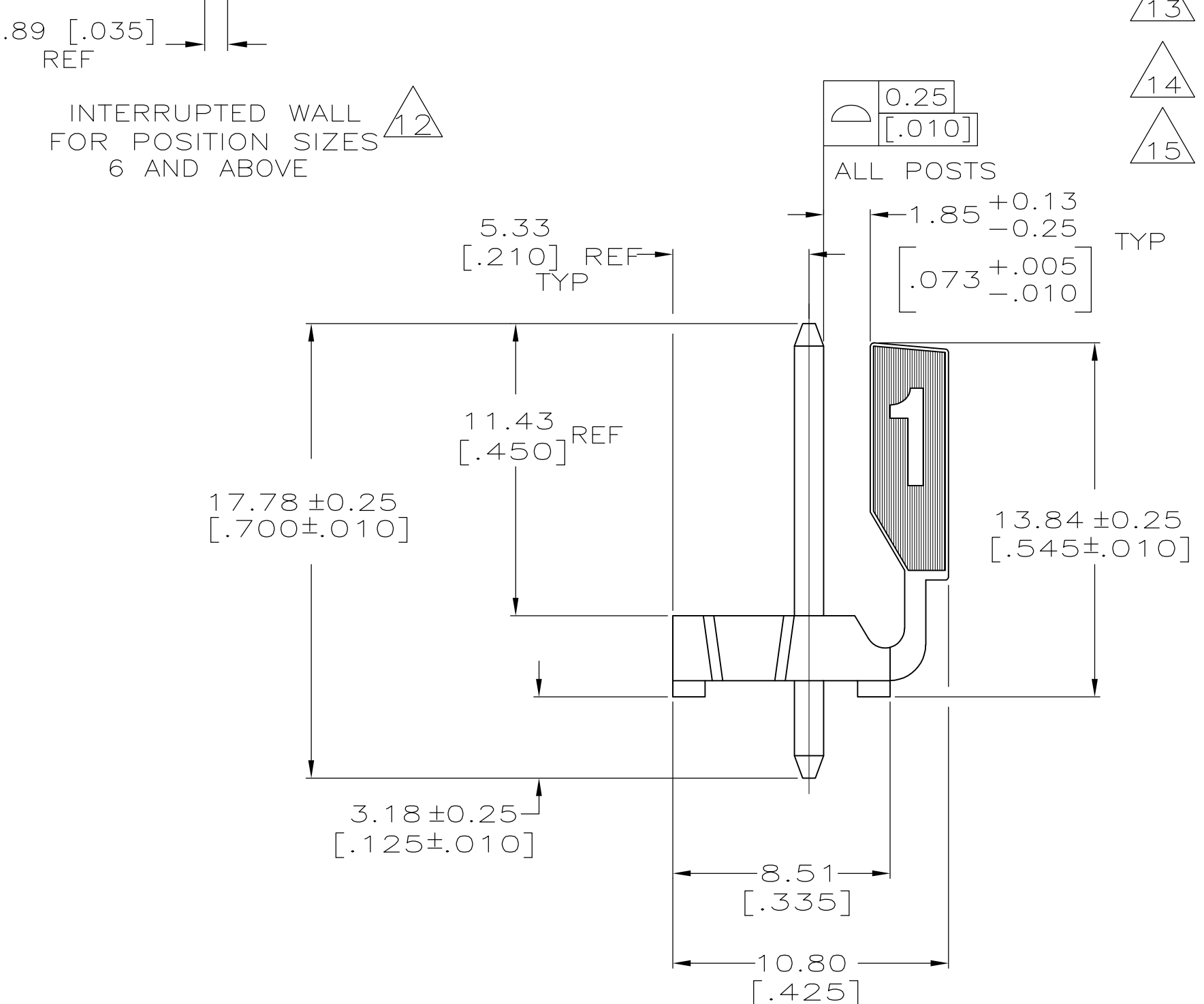
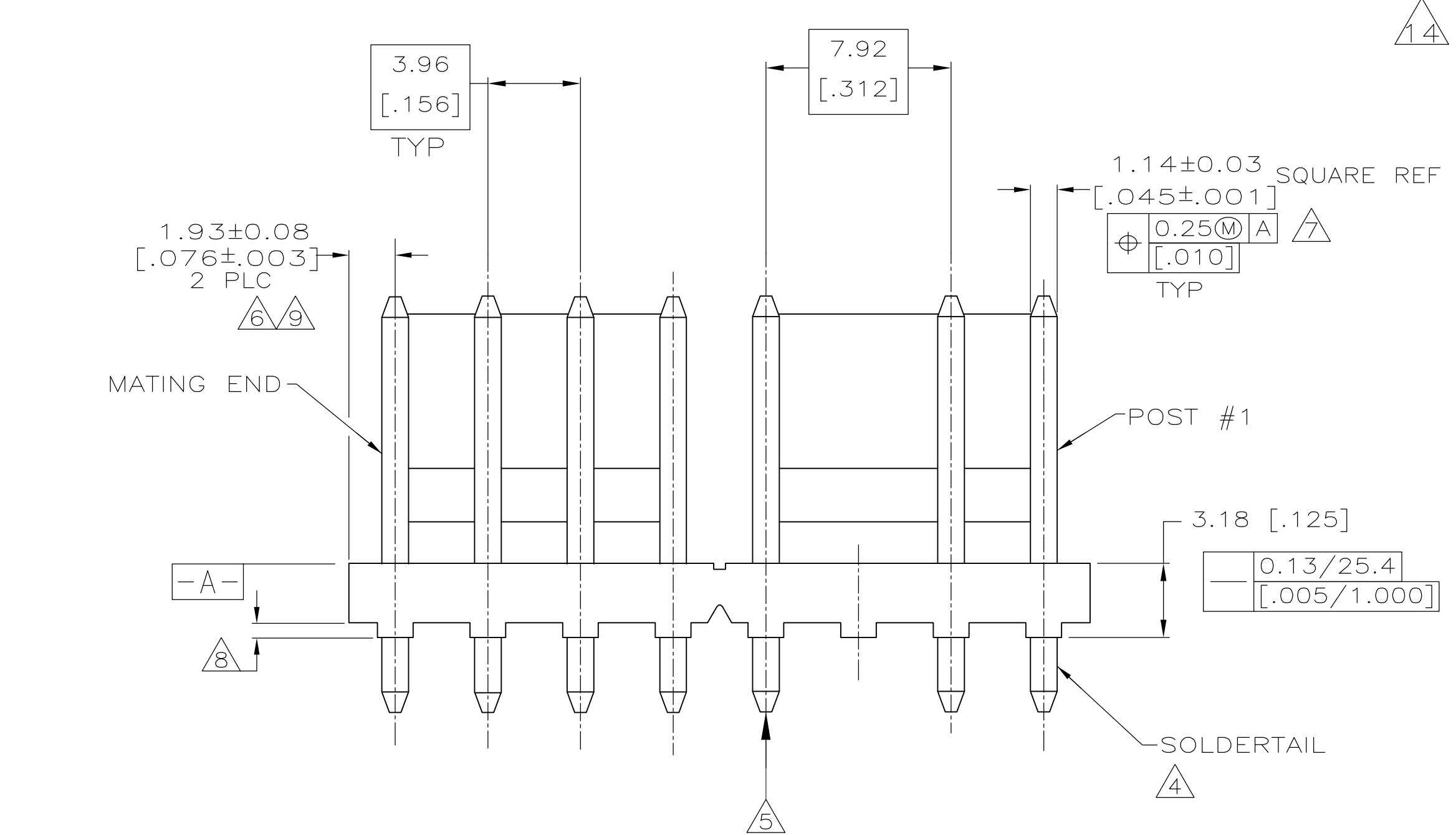
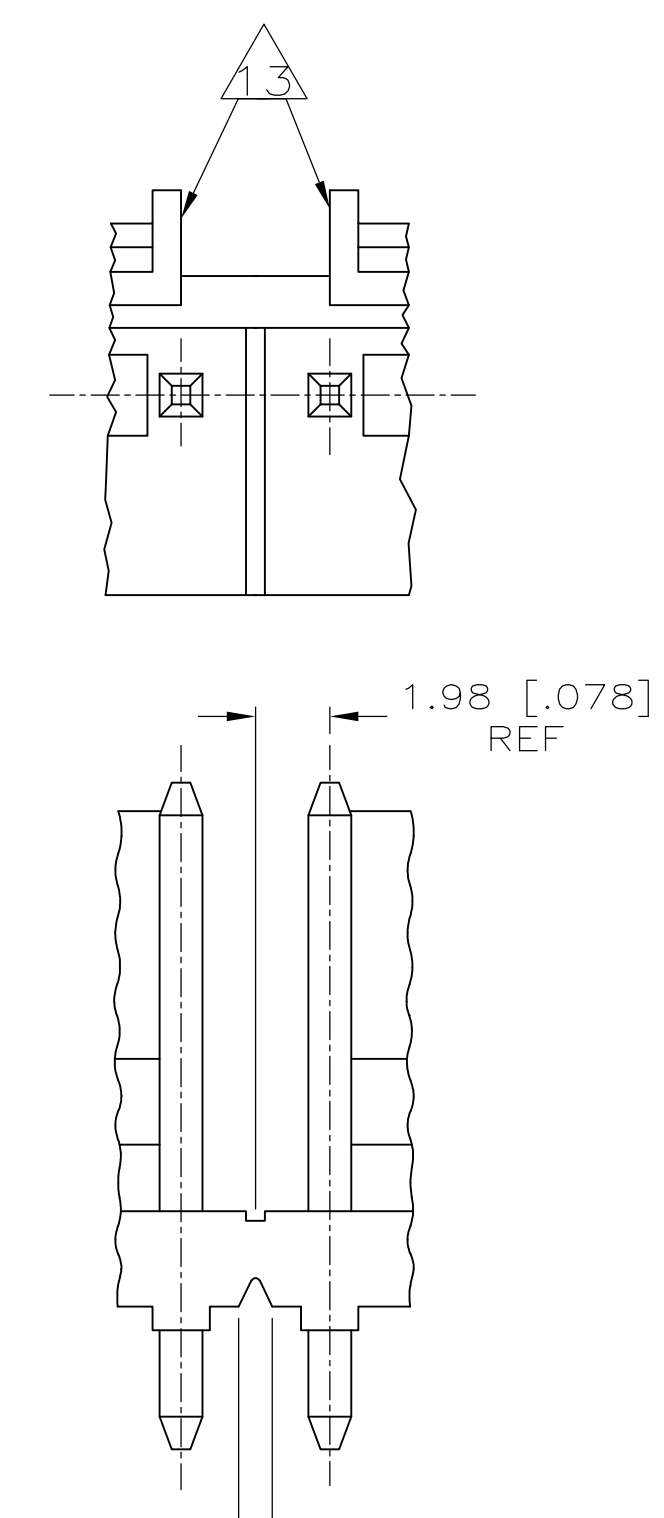
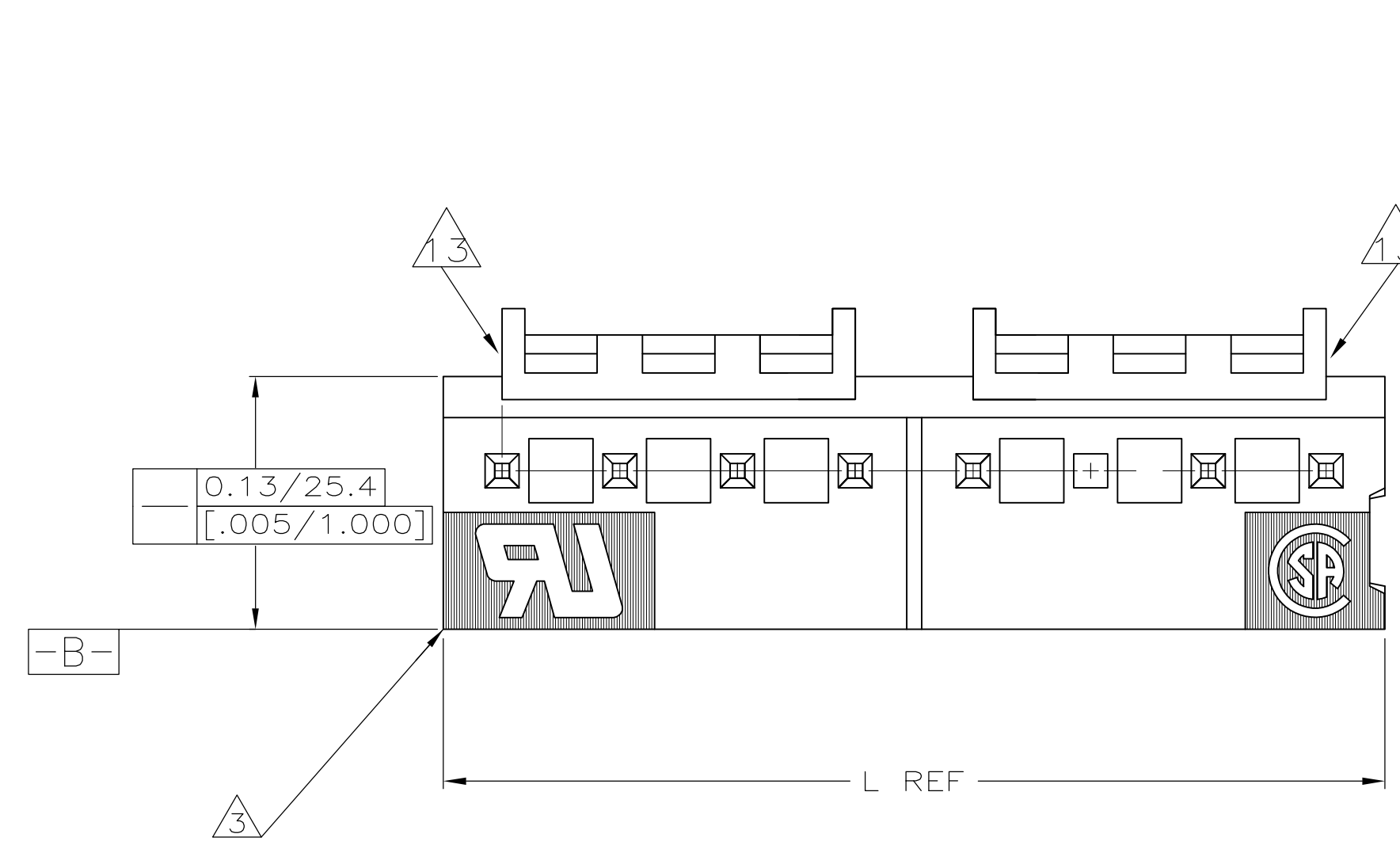


LOC		DIST		REVISIONS			
F	LTR	DATE	BY	APVD			
F2		27AUG2013	M.T	D.Z			



RECOMMENDED MOUNTING HOLE PATTERN FOR 1.57 [.062] THICK P.C. BOARD

- 1 MATERIAL
HOUSING: THERMOPLASTIC POLYESTER, GLASS FILLED, DR-48. UL94V-O. POST: COPPER ALLOY
- 2 FINISH
HOUSING: BLACK
POST: BRIGHT TIN-LEAD (93/7) 0.00380 [.000150]-0.00880 [.000350] THICK OVER NICKEL UNDERPLATE 0.00130 [.000050] MINIMUM THICK OR MATTE TIN PLATE 0.00380 [.000150] THICK OVER NICKEL UNDERPLATE 0.00130 [.000050] MINIMUM THICK IF LEAD FREE.
- 3 UL MARKING MAY NOT APPEAR ON THE 3 POSITION SIZE.
- 4 POST SOLDERDETAILS COMPLY WITH AMP SOLDERABILITY SPEC 109-11-2.
- 5 POST WITHSTANDS 13.34N (3 LB) MIN AXIAL FORCE IN EITHER DIRECTION WITHOUT DISLODGING.
- 6 APPLIES AT -A-.
- 7 APPLIES WHEN THE HEADER IS STRAIGHT.
- 8 PLASTIC PROJECTIONS PERMITTED IN THIS ZONE.
- 9 COORDINATE DIMENSIONS APPLIES FROM THE CENTER OF THE ACTUAL FEATURE.
- 10 SOLDER SIDE OF BOARD IS SHOWN.
- 11 DIMENSIONS IN BRACKETS ARE IN INCHES.
- 12 ALL POSITION SIZES HAVE THE BACK WALL NOTCHED ON BOTH ENDS AS SHOWN. THE 2 THRU 5 POSITION SIZES HAVE SOLID BACK WALLS. POSITION SIZES 6 AND ABOVE HAVE AN INTERRUPTED BACK WALL AT VARIOUS LOCATIONS (SEE TABLE FOR INTERRUPTION(S) LOCATIONS).
- 13 EDGE OF POLARIZING LOCK WALL TO BE IN LINE WITH CENTERLINE OF ADJACENT POST WITHIN ±0.13 [.005].
- 14 NOTCH SHOWN MAY OR MAY NOT APPEAR.
- 15 OBSOLETE PART NUMBER

	YES	4 & 5	31.57	[1.243]	8	3-647181-8
	YES	3 & 4	23.65	[.931]	6	3-647181-6
	YES	NONE	15.72	[.619]	4	3-647181-4
15	NO	4 & 5	31.57	[1.243]	8	647181-8
15	NO	3 & 4	23.65	[.931]	6	647181-6
15	NO	NONE	15.72	[.619]	4	647181-4
LEAD	LEAD FREE	BACK WALL INTERRUPTIONS BETWEEN POSTS	mm	[IN]	NO OF POSITIONS	PART NUMBER

METRIC

DIMENSIONS:		TOLERANCES UNLESS OTHERWISE SPECIFIED:		DWG		Tyco Electronics	
mm [INCHES]		0 PLC ± 1 PLC ± 2 PLC ± 3 PLC ± 0.13 [.005] 4 PLC ± ANGLES ±		S. HOOVER 22-OCT-2004	Tyco Electronics Corporation Harrisburg, Pa 17105-3608		NAME
				D. BOSSI 22-OCT-2004			ASSEMBLY- MTA .156 HEADER, POLARIZED LOCK, STR .045 SQUARE POST, TIN OR TIN-LEAD PLATED, OMITTED POST #3, SPECIAL
				PRODUCT SPEC		APPLICATION SPEC	
				MATERIAL		SIZE	
				FINISH		CAGE CODE	
				WEIGHT		DRAWING NO	
				CUSTOMER DRAWING		A1 00779 C=647181	
				SCALE		SHEET	
				5:1		1 OF 1	
				REV		F2	