KL-9448 E

記号×数 SYM.×QNT.	変更内容 REVISION DESCRIPTION	承認 APP.	担当 SIGN	年・月・日 DATE	変更通知書番号 REV NOTICE NO.
△×1	Tolerances Change		Y.kato	88-10-26	——
△×5	Dimension Changed		Y.kato	88-11-15	——
△×1	Revision of Wrong		Y.kato	88-12-14	88-1917
△×2	Revision of Wrong		Y.kato	89-1-23	89-0087
△×					

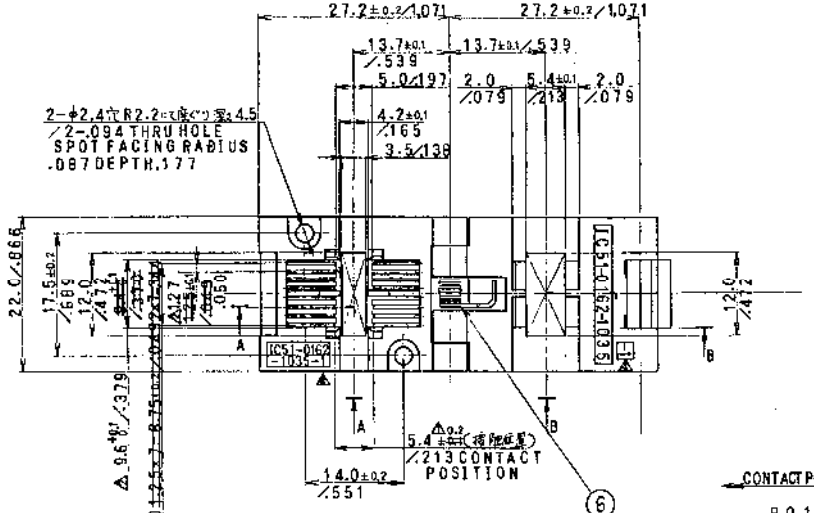

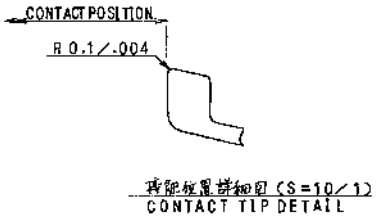

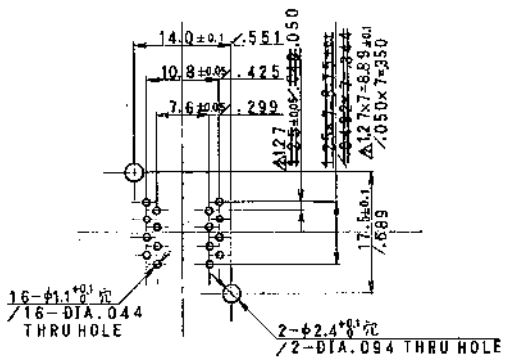

プリント板穴あけ寸法図(接面より透視)
CONTACT & FIXING SCREW HOLE PATTERN
Pattern shown looking down through top of socket.

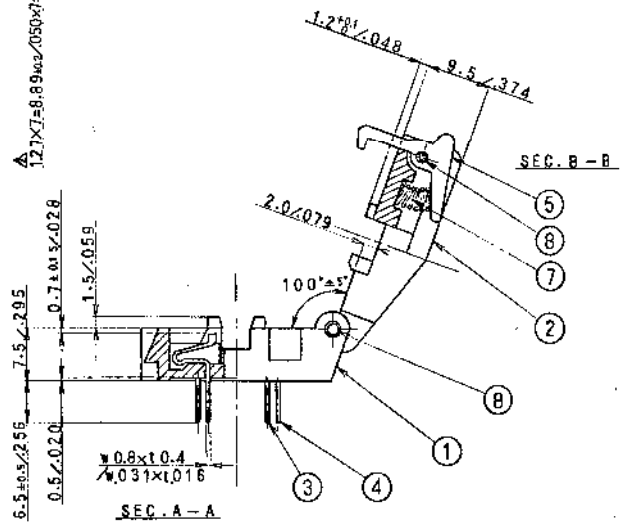

性能 :SPECIFICATION

1. 絶縁抵抗 :Insulation Resistance
   1.000MΩ or more at 500V. DC.
2. 耐電圧 :Dielectric Withstanding Voltage
   700V. AC. for a minute.
3. 接触抵抗 :Contact Resistance
   30mΩ or less at 10mA. 20mV. (initial)
4. 耐久性 :Durability
   min 10000 cycles at max contact travel distance
   0.9/.028 (mechanical)
5. 接触力 :Contact Force
   50~220g(.49~2.16N) within contact travel distance
   between 0.25~0.90/.010~.035 each individual contact.
6. 使用温度 :Operation Temperature
   -55℃ ~ +170℃ (max)

ITEM 部品番号	DESCRIPTION 部品名	QUANTITY 個数	MATERIAL 材質・寸度	CONTENTS 記事	PARTS IDENTS 分類図番号
8	M-SHAFT TYPE-06	2	BS φ1.5 ℓ=22.0	Ni-PL	SL-7575
7	COIL SPRING TYPE-11	1	SWP φ0.3	Ni-PL	SM-11332
6	COIL SPRING TYPE-37	1	SUS φ0.4	——	SM-11754
5	SNAP SEGMENT TYPE-23	1	PES(GF)	BLACK	SM-11331
4	CONTACT-112 B	8	BeCu t0.4	Ni-Au PL. CLASS B	SM-10124
3	CONTACT-112 A	8			
2	IC51-0162-1035 押え板 PUSH COVER	1	PES(GF)	BLACK	SL-11628
1	IC51-0162-1035 絶縁基板 INSULATOR	1			SL-11627

TOLERANCES. ±0.3/±.012
Unless otherwise specified.

尺度 SCALE	2/1	承認 APP.	承認 APP.	検図 CHK.	製図 DRW.	設計 DSGN.
単位 DIMENSION	粍 INCH			88-10-3	88-9-30	88-9-30
三角図法 3RD ANGLE PROJECTION					Y.kato	Y.kato

山一電機工業株式会社
YAMAICHI ELECTRIC MFG.CO.,LTD.

分類 (CLASS) SOP△-01.27-16

名称 (TITLE) IC51-0162-1035

図番 (DRW NO.) KL-9448 REV E