

## TERMSERIES TRS 120VUC 1CO 16A

**Weidmüller Interface GmbH & Co. KG**  
 Klingenbergstraße 16  
 D-32758 Detmold  
 Germany  
 Fon: +49 5231 1429-0  
 Fax: +49 5231 14292083  
 www.weidmueller.com



TERMSERIES relay module, complete modules consisting of

a relay and a base with AC/DC/UC coils, available in different versions:

- With screw and tension-clamp connection
- Optionally with multiple-voltage input: 24...230 V UC
- With various protective circuits in the input (free-wheel diode, RC element)
- Illuminated ejection lever

### General ordering data

Type	TRS 120VUC 1CO 16A
Order No.	<a href="#">1479730000</a>
Version	TERMSERIES, Relay module, No. of contacts: 1 CO contact AgNi, Rated control voltage: 120 V UC $\pm 10\%$ , Continuous current: 16 A, Screw connection
GTIN (EAN)	4050118287769
Qty.	10 pc(s).

**TERMSERIES  
TRS 120VUC 1CO 16A**

**Weidmüller Interface GmbH & Co. KG**  
 Klingenbergstraße 16  
 D-32758 Detmold  
 Germany  
 Fon: +49 5231 1429-0  
 Fax: +49 5231 14292083  
 www.weidmueller.com

**Technical data**
**Dimensions and weights**

Width	12.8 mm	Width (inches)	0.504 inch
Height	89.6 mm	Height (inches)	3.528 inch
Depth	87.8 mm	Depth (inches)	3.457 inch
Net weight	56 g		

**Temperatures**

Humidity	5–95% rel. humidity, $T_u = 40^\circ\text{C}$ , no condensation	Operating temperature	-40 °C...60 °C
Storage temperature	-40 °C...85 °C		

**Input**

Rated control voltage	120 V UC $\pm$ 10 %	Rated current AC	3.5 mA
Rated current DC	3.5 mA	Power rating	420 mVA / 420 mW
Pull-in/drop-out voltage, typ.	64 V / 26 V AC 69 V / 22 V DC	Pull-in/drop-out current, typ.	2 mA / 1 mA AC 2 mA / 1 mA DC
Status indicator	Green LED	Protective circuit	Rectifier
Coil voltage of the replacement relay deviating from the rated control voltage	Yes	Coil voltage of the replacement relay	110 V DC

**Output**

Rated switching voltage	250 V AC	Max. switching voltage, AC	250 V
Max. switching voltage, DC	250 V	Continuous current	16 A
Inrush current	30 A / 4 s	AC switching capacity (resistive), max.	4000 VA
DC switching capacity (resistive), max.	384 W @ 24 V	Switch-on delay	< 11 ms
Switch-off delay	< 7 ms	Min. switching power	10 mA @ 10 V, 100 mA @ 5 V
Max. switching frequency at rated load	0.1 Hz		

**Contact data**

Contact type	1 CO contact (AgNi)	Mechanical service life	30 x 10 <sup>6</sup> switching cycles
--------------	---------------------	-------------------------	---------------------------------------

**General data**

Mounting rail	TS 35	Test button	No
Mechanical switch position indicator	No	UL 94 flammability rating	V-0

**Insulation coordination**

Rated voltage	300 V	Surge voltage category	III
Pollution severity	2	Protection degree	IP20
Dielectric strength input – output	1.2 kV <sub>eff</sub> / 5 s	Creepage and clearance distance input – output	$\geq$ 5.5 mm
Dielectric strength of open contact	1 kV <sub>eff</sub> / 1 min	Dielectric strength to mounting rail	4 kV <sub>eff</sub> / 1 min.
Impulse withstand voltage	6 kV (1.2/50 $\mu$ s)		

**Further details of approvals / standards**

Standards	EN 50178, EN 55011, EN 61000-6-1, 2, 4	Certificate no. (cULus)	E141197
-----------	--	-------------------------	---------

**TERMSERIES**  
**TRS 120VUC 1CO 16A**

**Weidmüller Interface GmbH & Co. KG**  
 Klingenbergstraße 16  
 D-32758 Detmold  
 Germany  
 Fon: +49 5231 1429-0  
 Fax: +49 5231 14292083  
 www.weidmueller.com

**Technical data****Connection data**

Wire connection method	Screw connection	Tightening torque, max.	0.4 Nm
Clamping range, rated connection	1.5 mm <sup>2</sup>	Clamping range, rated connection, min.	0.14 mm <sup>2</sup>
Clamping range, rated connection, max.	2.5 mm <sup>2</sup>	Wire connection cross section AWG, min.	AWG 26
Wire connection cross section AWG, max.	AWG 14	Wire cross-section, solid, min.	0.14 mm <sup>2</sup>
Wire cross-section, solid, max.	2.5 mm <sup>2</sup>	Wire connection cross-section, finely stranded, min.	0.14 mm <sup>2</sup>
Wire connection cross section, finely stranded, max.	2.5 mm <sup>2</sup>	Wire cross-section, finely stranded, min. (AWG)	AWG 26
Wire cross-section, finely stranded, max. (AWG)	AWG 14	Cross-section for connected conductor, finely stranded with wire-end ferrules and plastic collars DIN 46228/4, rated connection, min.	0.25 mm <sup>2</sup>
Wire connection cross-section, finely stranded with wire-end ferrules and plastic collars DIN 46228/4, rated connection, max.	2.5 mm <sup>2</sup>	Conductor cross-section, flexible, AEH (DIN 46228-1), min.	0.25 mm <sup>2</sup>
Conductor cross-section, flexible, AEH (DIN 46228-1), max.	2.5 mm <sup>2</sup>	Wire connection cross section, finely stranded, two clampable wires, min.	0.5 mm <sup>2</sup>
Wire cross-section, finely stranded, two clampable wires, max.	1 mm <sup>2</sup>	Twin wire-end ferrules, min.	0.5 mm <sup>2</sup>
Twin wire-end ferrules, max.	1 mm <sup>2</sup>	Blade size	size PHO
Gauge to IEC 60947-1	A1, B1		

**Rated data UL**

Ambient temperature (operational), max.	60 °C	Output current derating (ohmic)	12 A @ 60 °C, 16 A @ 55 °C
Connection cross-section AWG, min.	AWG 26	Connection cross-section AWG, max.	AWG 14
Type of conductor	rigid copper conductor, flexible copper conductor	Tightening torque, max.	0.4 Nm
Pollution severity level	2		

**Classifications**

ETIM 5.0	EC001437	ETIM 6.0	EC001437
eClass 6.2	27-37-16-01	eClass 7.1	27-37-16-01
eClass 8.1	27-37-16-01	eClass 9.0	27-37-16-01
eClass 9.1	27-37-16-01		

**Approvals**

Approvals



ROHS Conform

**Downloads**

Approval/Certificate/Document of Conformity	<a href="#">DE_PA5600_160229_001.pdf</a>
Brochure/Catalogue	<a href="#">CAT 4.2 ELECTR 15/16 EN</a>
Engineering Data	<a href="#">EPLAN, WSCAD, Zuken E3.S</a>
User Documentation	<a href="#">Operating Instructions</a>

Creation date October 30, 2017 9:28:34 PM CET

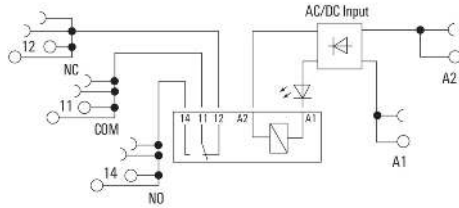
Catalogue status 20.10.2017 / We reserve the right to make technical changes.

**TERMSERIES  
TRS 120VUC 1CO 16A**

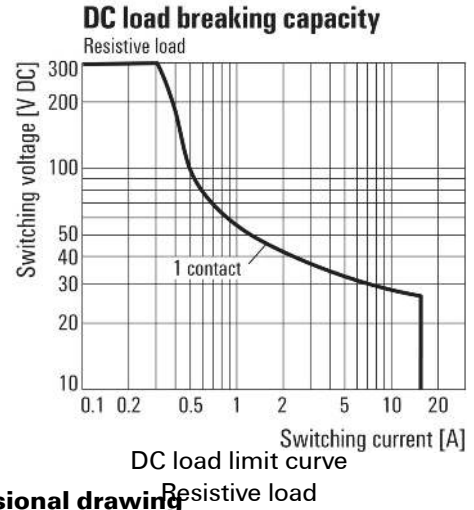
**Weidmüller Interface GmbH & Co. KG**  
 Klingenbergstraße 16  
 D-32758 Detmold  
 Germany  
 Fon: +49 5231 1429-0  
 Fax: +49 5231 14292083  
 www.weidmueller.com

**Drawings**

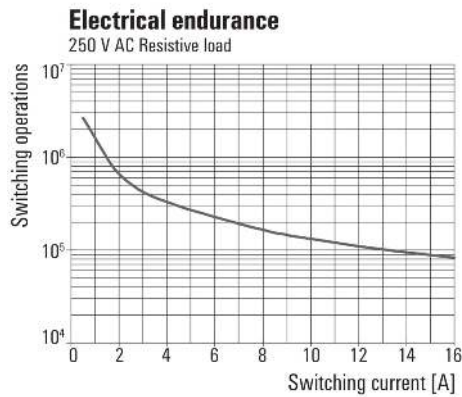
**Wiring diagram**



**Graph**

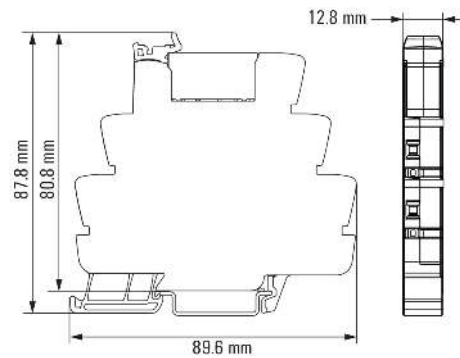


**Graph**



Electrical service life 230 V AC resistive load  
230 V AC resistive load

**Dimensional drawing**

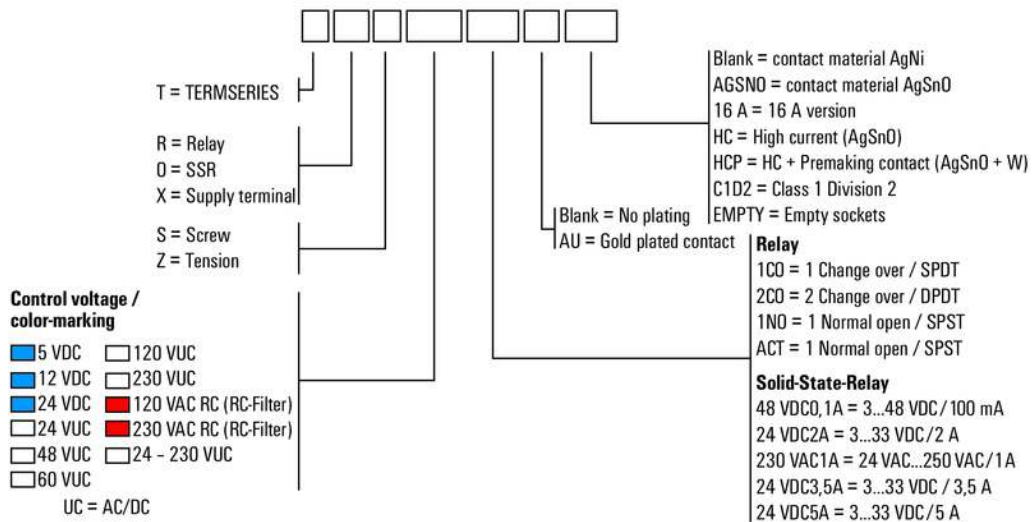


**TERMSERIES  
TRS 120VUC 1CO 16A**

**Weidmüller Interface GmbH & Co. KG**  
 Klingenbergstraße 16  
 D-32758 Detmold  
 Germany  
 Fon: +49 5231 1429-0  
 Fax: +49 5231 14292083  
 www.weidmueller.com

**Drawings**

**Miscellaneous**



Type codes