



Description	Model No.	Part No.
Dual layer 110 μm	NDT1-220K	1005935-1

## FEATURES

- High Bandwidth, Low Q Performance
- Excellent Acoustic Match to Liquids, Polymers
- Low Electrical Impedance (30 to 100 ohms typ)
- Lightweight, Robust, Flexible Design
- Conforms to Flat or Curved Surfaces
- Low Cost, Disposable Transducers

## APPLICATIONS

- Liquid Presence/Absence (through-wall)
- Thickness Measurement (solids, elastomers)
- Liquid Depth (bottom-up)
- Speed of Sound Measurement
- Tamper Detection

## NDT1-220K

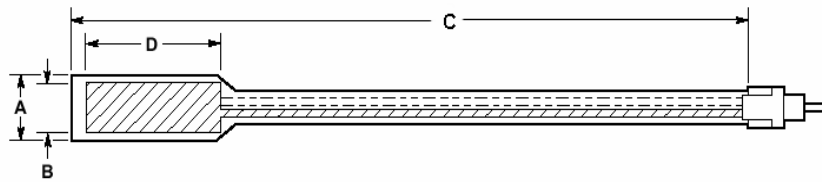
### Ultrasonic Transducer

#### SPECIFICATIONS

- Low cost ultrasonic transducer
- Flexible Format
- 3 MHz nominal center frequency
- Various housings available
- High Bandwidth; Low Q Performance
- Low Impedance

The **NDT1-220K** element offers outstanding ultrasonic transducer performance in a low-cost, flexible format for general-purpose use. It has a 3 MHz nominal center frequency, with extremely low Q-factor of 1.3 (air-backed, into PMMA). Electrical impedance is well matched to conventional NDT instrumentation (pulsar/receivers). Unit-to-unit repeatability is very good. The transducer is robust, and conforms perfectly to cylindrical surfaces such as pipe or tank walls. Epoxies, transfer adhesives, or even double-coated tapes may be used as bonding agents.

## DIMENSIONS IN INCHES [IN MILLIMETERS]

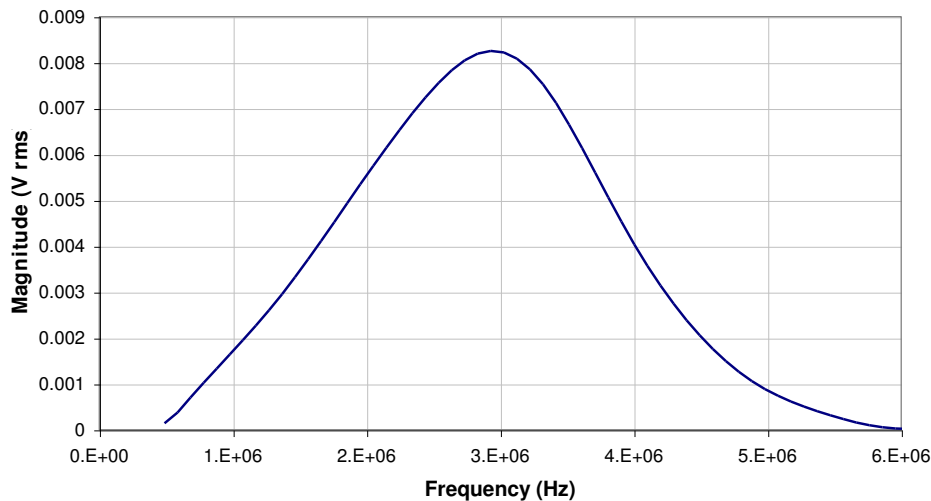


A (film)	B (electrode)	C (film)	D (electrode)
.650 [17]	.485 [12]	5.51 [140]	1.18 [30]

Connector provides two 0.025" square pins on 0.1" spacing and will mate with a wide range of FFC (flexible flat cable) receptacles.

## PERFORMANCE SPECIFICATIONS

**NDT1-220K Frequency Response**



## TYPICAL PROPERTIES/SPECIFICATIONS

**Typical Properties (at 25 °C)**

Parameter	NDT1-220K	Units
Capacitance	670	pF @ 1 kHz
Center Frequency	3	MHz (in PPMA)
Lower -6 dB Freq	1.7	MHz
Upper -6 dB Freq	4.0	MHz
Q-Factor	1.3	(none)
Impedance at f(c)	100	$\Omega$
Thickness (over length "C")	0.30	mm

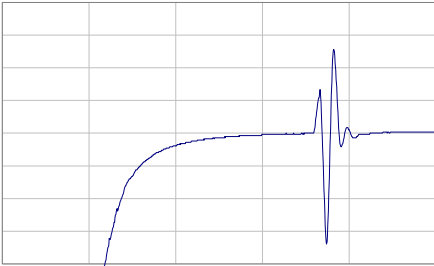
### Environmental Specifications

Storage Temperature  
Operating Temperature

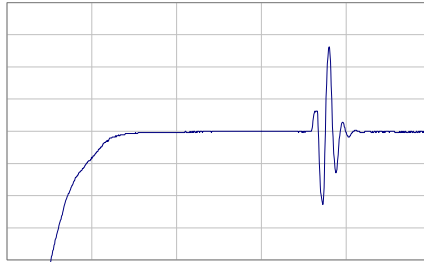
-40 to +80 °C  
-20 to +60 °C

### EXAMPLES OF TYPICAL RECEIVER WAVEFORMS

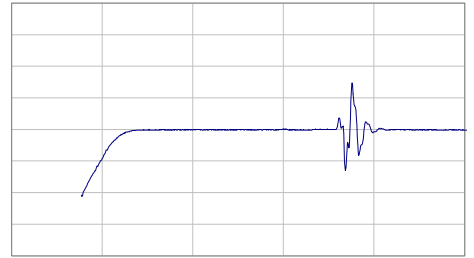
damping = 0



damping = 5



damping = 10



Y-axis: 0.2 V/div

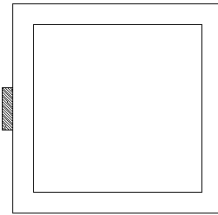
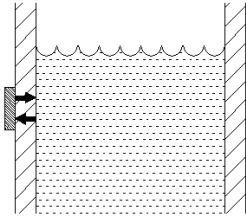
Y-axis: 0.1 V/div

Y-axis: 10 mV/div

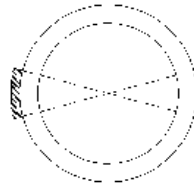
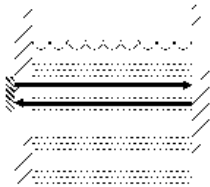
X-axis 1  $\mu$ s/div, overall system gain: +10 dB  
(note: transmit pulse amplitude varies according to damping setting).

Traces above taken using NDT1-220K element bonded with epoxy resin to nominal 9.5 mm thickness PMMA block.

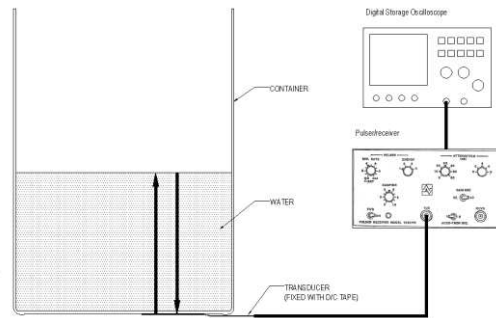
**EXAMPLES OF APPLICATIONS**



Liquid presence/absence in tank – through-wall



Liquid presence/absence in pipe or cylindrical vessel  
 (high S/N ratio)



Liquid depth in tank  
 (< 3 mm min depth, with polymer tank)

**NORTH AMERICA**

Measurement Specialties, Inc.,  
 a TE Connectivity Company  
 Measurement Specialties, Inc.  
 1000 Lucas Way  
 Hampton, VA 23666  
 Sales and Customer Service  
 Tel: +1-800-745-8008 or +1-757-766-1500  
 Fax: +1-757-766-4297  
 Technical Support  
 Email: piezo@meas-spec.com

**EUROPE**

MEAS Deutschland GmbH  
 a TE Connectivity Company  
 Hauer 13  
 44227 Dortmund  
 Germany  
 Sales and Customer Service  
 Tel: +49 (0)231 9740 21  
 Technical Support  
 Tel: +49 (0)6074 862822  
 Email: piezoeurope@meas-spec.com

**ASIA**

Measurement Specialties (China), Ltd.,  
 a TE Connectivity Company  
 Block 5A, Tian Fa Building  
 Tian An Cyber Park  
 Futian District, ShenZhen,  
 China 518048  
 Sales and Customer Service  
 Tel: +86 755 8330 1004  
 Technical Support  
 Email: piezo@meas-spec.com

**TE.com/sensorsolutions**

Measurement Specialties, Inc., a TE Connectivity company.

Measurement Specialties, TE Connectivity, TE Connectivity (logo) and EVERY CONNECTION COUNTS are trademarks. All other logos, products and/or company names referred to herein might be trademarks of their respective owners.

The information given herein, including drawings, illustrations and schematics which are intended for illustration purposes only, is believed to be reliable. However, TE Connectivity makes no warranties as to its accuracy or completeness and disclaims any liability in connection with its use. TE Connectivity's obligations shall only be as set forth in TE Connectivity's Standard Terms and Conditions of Sale for this product and in no case will TE Connectivity be liable for any incidental, indirect or consequential damages arising out of the sale, resale, use or misuse of the product. Users of TE Connectivity products should make their own evaluation to determine the suitability of each such product for the specific application.

© 2015 TE Connectivity Ltd. family of companies All Rights Reserved.