

# Printed-circuit board connector - MVSTBW 2,5/ 8-STF-5,08 - 1834961

Please be informed that the data shown in this PDF Document is generated from our Online Catalog. Please find the complete data in the user's documentation. Our General Terms of Use for Downloads are valid (<http://download.phoenixcontact.com>)

Plug component, Nominal current: 12 A, Rated voltage (III/2): 320 V, Number of positions: 8, Pitch: 5.08 mm, Connection method: Screw connection, Color: green, Contact surface: Tin




The figure shows a 10-position version of the product

## Why buy this product

- For larger numbers of positions up to 24-pos., visit: [www.phoenixcontact.net/catalog](http://www.phoenixcontact.net/catalog)
- MSTB plugs for vertical plug-in direction
- Conductor entry on the rippled side of the plug



## Key commercial data

Packing unit	1
Minimum order quantity	50
Catalog page	Page 241 (CC-2011)
GTIN	 4 017918 102869
Custom tariff number	85366990
Country of origin	GERMANY

## Technical data

### Dimensions / positions

Pitch	5.08 mm
Dimension a	35.56 mm
Number of positions	8
Screw thread	M3
Tightening torque, min	0.5 Nm
Tightening torque max	0.6 Nm

### Technical data

Range of articles	MVSTBW 2,5/...-STF
Insulating material group	I
Rated surge voltage (III/3)	4 kV

# Printed-circuit board connector - MVSTBW 2,5/ 8-STF-5,08 - 1834961

## Technical data

### Technical data

Rated surge voltage (III/2)	4 kV
Rated surge voltage (II/2)	4 kV
Rated voltage (III/2)	320 V
Rated voltage (II/2)	630 V
Connection in acc. with standard	EN-VDE
Nominal current I <sub>N</sub>	12 A
Nominal voltage U <sub>N</sub>	250 V
Nominal cross section	2.5 mm <sup>2</sup>
Maximum load current	12 A
Insulating material	PA
Inflammability class according to UL 94	V0
Internal cylindrical gage	A3
Stripping length	7 mm
Nominal voltage, UL/CUL Use Group B	300 V
Nominal current, UL/CUL Use Group B	15 A
Nominal voltage, UL/CUL Use Group D	300 V
Nominal current, UL/CUL Use Group D	15 A

### Connection data

Conductor cross section solid min.	0.2 mm <sup>2</sup>
Conductor cross section solid max.	2.5 mm <sup>2</sup>
Conductor cross section stranded min.	0.2 mm <sup>2</sup>
Conductor cross section stranded max.	2.5 mm <sup>2</sup>
Conductor cross section stranded, with ferrule without plastic sleeve min.	0.25 mm <sup>2</sup>
Conductor cross section stranded, with ferrule without plastic sleeve max.	2.5 mm <sup>2</sup>
Conductor cross section stranded, with ferrule with plastic sleeve min.	0.25 mm <sup>2</sup>
Conductor cross section stranded, with ferrule with plastic sleeve max.	2.5 mm <sup>2</sup>
Conductor cross section AWG/kcmil min.	24
Conductor cross section AWG/kcmil max	12
2 conductors with same cross section, solid min.	0.2 mm <sup>2</sup>
2 conductors with same cross section, solid max.	1 mm <sup>2</sup>
2 conductors with same cross section, stranded min.	0.2 mm <sup>2</sup>
2 conductors with same cross section, stranded max.	1.5 mm <sup>2</sup>
2 conductors with same cross section, stranded, ferrules without plastic sleeve, min.	0.25 mm <sup>2</sup>
2 conductors with same cross section, stranded, ferrules without plastic sleeve, max.	1 mm <sup>2</sup>
2 conductors with same cross section, stranded, TWIN ferrules with plastic sleeve, min.	0.5 mm <sup>2</sup>

# Printed-circuit board connector - MVSTBW 2,5/ 8-STF-5,08 - 1834961

## Technical data

### Connection data

2 conductors with same cross section, stranded, TWIN ferrules with plastic sleeve, max.	1.5 mm <sup>2</sup>
Minimum AWG according to UL/CUL	30
Maximum AWG according to UL/CUL	12

## Classifications

### eclass

eCl@ss 4.0	272607xx
eCl@ss 4.1	27260701
eCl@ss 5.0	27260701
eCl@ss 5.1	27260701
eCl@ss 6.0	27260704
eCl@ss 7.0	27440402

### etim

ETIM 3.0	EC001121
ETIM 4.0	EC002638
ETIM 5.0	EC002638

### unspsc

UNSPSC 6.01	30211810
UNSPSC 7.0901	39121409
UNSPSC 11	39121409
UNSPSC 12.01	39121409
UNSPSC 13.2	39121409

## Approvals

### Approvals

---

#### Approvals

CSA / UL Recognized / VDE report with production monitoring / cUL Recognized / GOST / IECEE CB Scheme / GOST / cULus Recognized

---

#### Ex Approvals

---

#### Approvals submitted

---

#### Approval details

# Printed-circuit board connector - MVSTBW 2,5/ 8-STF-5,08 - 1834961

## Approvals

CSA

	B	D
mm <sup>2</sup> /AWG/kcmil	28-12	28-12
Nominal current I <sub>N</sub>	10 A	10 A
Nominal voltage U <sub>N</sub>	300 V	300 V

UL Recognized

	B	D
mm <sup>2</sup> /AWG/kcmil	30-12	30-12
Nominal current I <sub>N</sub>	15 A	15 A
Nominal voltage U <sub>N</sub>	300 V	150 V

VDE report with production monitoring

mm <sup>2</sup> /AWG/kcmil	0.2-2.5
Nominal current I <sub>N</sub>	12 A
Nominal voltage U <sub>N</sub>	250 V

cUL Recognized

	B	D
mm <sup>2</sup> /AWG/kcmil	30-12	30-12
Nominal current I <sub>N</sub>	15 A	15 A
Nominal voltage U <sub>N</sub>	300 V	150 V

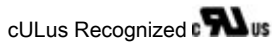
GOST

IECEE CB Scheme

mm <sup>2</sup> /AWG/kcmil	0.2-2.5
Nominal current I <sub>N</sub>	12 A
Nominal voltage U <sub>N</sub>	250 V

# Printed-circuit board connector - MVSTBW 2,5/ 8-STF-5,08 - 1834961

## Approvals



## Accessories

### Additional products

Feed-through terminal block - UK 3-MVSTB-5,08 - 3002076



Feed-through terminal block, Nominal current: 12 A, Nominal voltage: 250 V, Cross section: 0.2 mm<sup>2</sup> - 4 mm<sup>2</sup>, AWG: 24 - 12, Mounting type: NS 32, NS 35/15, NS 35/7.5, Pitch: 5.08 mm, Width: 5.1, Color: gray

Feed-through terminal block - UK 3D-MSTBV-5,08 - 3002131



Feed-through terminal block, Connection method: Special and hybrid connection, Cross section: 0.2 mm<sup>2</sup> - 4 mm<sup>2</sup>, AWG 24 - 12, Width: 5.08 mm, Color: gray, Mounting type: NS 32, NS 35/15, NS 35/7.5

Feed-through terminal block - UK 3-MVSTB-5,08-LA 24RD - 3002102



Feed-through terminal block, Nominal current: 12 A, Nominal voltage: 250 V, Cross section: 0.2 mm<sup>2</sup> - 4 mm<sup>2</sup>, AWG: 24 - 12, Mounting type: NS 32, NS 35/15, NS 35/7.5, Pitch: 5.08 mm, Width: 5.08, Color: gray

Base strip - MSTBVK 2,5/ 8-GF-5,08 - 1803015



Plug component, Nominal current: 12 A, Rated voltage (III/2): 320 V, Number of positions: 8, Pitch: 5.08 mm, Connection method: Screw connection, Color: green, Contact surface: Tin, Assembly: DIN rail

## Printed-circuit board connector - MVSTBW 2,5/ 8-STF-5,08 - 1834961

### Accessories

Base strip - MVSTBU 2,5/ 8-GFB-5,08 - 1788402



Plug component, Nominal current: 12 A, Rated voltage (III/2): 320 V, Number of positions: 8, Pitch: 5.08 mm, Connection method: Screw connection, Color: green, Contact surface: Tin, Assembly: Direct mounting

Plug-in block - UMSTBVK 2,5/ 8-GF-5,08 - 1787982



Plug component, Nominal current: 12 A, Rated voltage (III/2): 320 V, Number of positions: 8, Pitch: 5.08 mm, Connection method: Screw connection, Color: green, Contact surface: Tin, Assembly: DIN rail

Base strip - MDSTBV 2,5/ 8-GF-5,08 - 1845691



Header, Nominal current: 10 A, Rated voltage (III/2): 320 V, Number of positions: 8, Pitch: 5.08 mm, Color: green, Contact surface: Tin, Assembly: Soldering, The article can be aligned to create different nos. of positions! In combination with MVSTB or FKCV plug components, both an MVSTBW (or FKCVW) and an MVSTBR plug (or FKCVR) must be used. Combination with TMSTBP plug components is not possible!

Base strip - MDSTB 2,5/ 8-GF-5,08 - 1842429



Header, Nominal current: 10 A, Rated voltage (III/2): 320 V, Number of positions: 8, Pitch: 5.08 mm, Color: green, Contact surface: Tin, Assembly: Soldering, The article can be aligned to create different nos. of positions! In combination with MVSTB or FKCV plug components, both an MVSTBW (or FKCVW) and an MVSTBR plug (or FKCVR) must be used. Combination with TMSTBP plug components is not possible!

Base strip - MSTB 2,5/ 8-GF-5,08 - 1776566

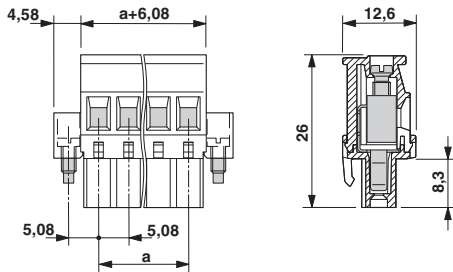


Header, Nominal current: 12 A, Rated voltage (III/2): 320 V, Number of positions: 8, Pitch: 5.08 mm, Color: green, Contact surface: Tin, Assembly: Soldering

### Drawings

# Printed-circuit board connector - MVSTBW 2,5/ 8-STF-5,08 - 1834961

Dimensioned drawing



---

© Phoenix Contact 2012 - all rights reserved  
<http://www.phoenixcontact.com>