

4

3


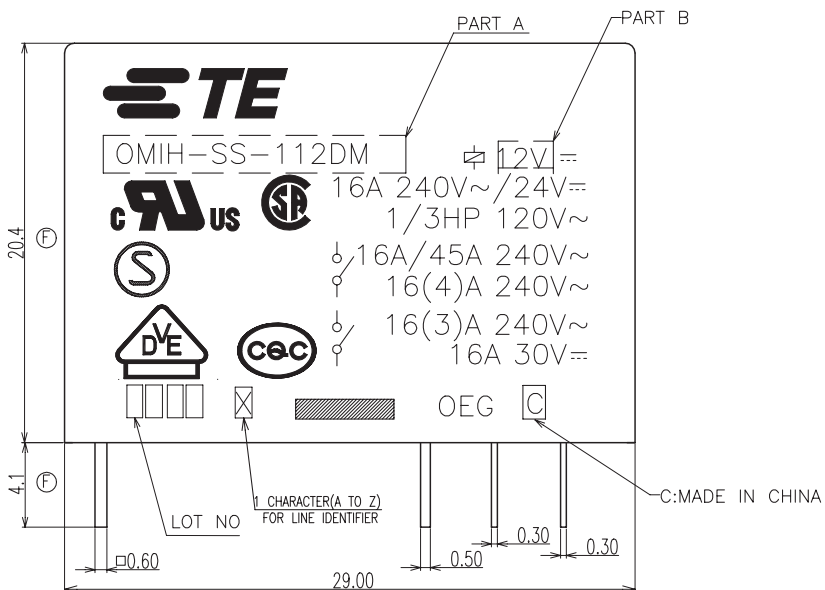
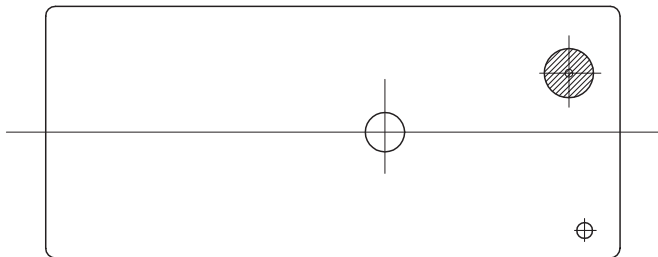
2

1

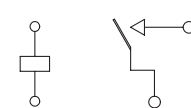
© TE Connectivity. All Rights Reserved.

REVISIONS

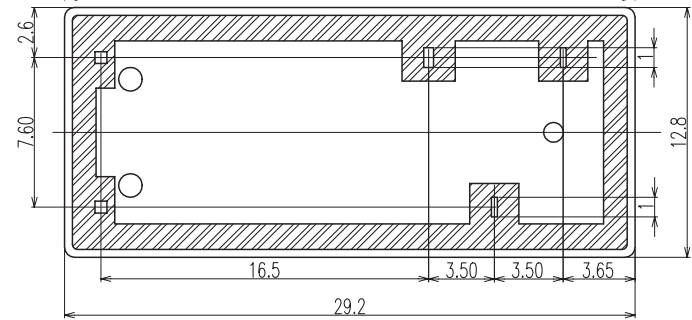
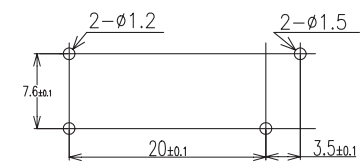
P	LTR	DESCRIPTION	DATE	DWN	APVD
	F	BASE MATERIAL CHANGE TO PBT, DIMENSION CHANGE	08-SEP-21	X.R.L	K.T



CONNECTION DIAGRAM (BOTTOM VIEW)



DRILLING DIAGRAM(2/1) (BOTTOM VIEW)

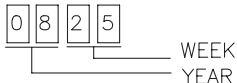


THIS DRAWING IS A CONTROLLED DOCUMENT.		DWN Y.Xiao	TE Connectivity		
DIMENSIONS: mm		CHK N.Funayama	NAME		
TOLERANCES UNLESS OTHERWISE SPECIFIED:		APVD CH.HSU	OMIH CUSTOMER DRAWING		
0 PLC ± 1 PLC ± 2 PLC ± 3 PLC ± 4 PLC ± ANGLES ± FINISH		PRODUCT SPEC —	SIZE A3	CAGE CODE 00779	DRAWING NO C=5-1419121-7
MATERIAL		APPLICATION SPEC —	RESTRICTED TO	WEIGHT —	SCALE 1:1
CUSTOMER DRAWING			SHEET 1 OF 2	REV F	

REVISIONS					
P	LTR	DESCRIPTION	DATE	DWN	APVD
-	-	SEE SHEET 1	-	-	-

NOTES:

1.LOT NO. SYSTEM AS FOLLOWING:



2.GENERAL TOLERANCE AS FOLLOWING:

TOLERANCE	
0~0.99mm	±0.1
1mm~2.99mm	±0.2
3mm MIN.	±0.3

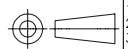
3.TERMINAL DIMENSION IS NOT INCLUDING SOLDER TIP.

4.FOR THE TIN-PLATING OF THE PINS:

- +0.1mm FOR WIDTH,THICKNESS AND DIAMETER.
- +0.5mm FOR LENGTH.

OMIH-SS-148L	9-1419121-0	OMIH-SS-148L	48V
OMIH-SS-148D	2-1419145-1	OMIH-SS-148D	48V
OMIH-SS-124L	8-1419121-7	OMIH-SS-124L	24V
OMIH-SS-124D	8-1419121-5	OMIH-SS-124D	24V
OMIH-SS-112L	8-1419121-0	OMIH-SS-112L	12V
OMIH-SS-112D	7-1419121-7	OMIH-SS-112D	12V
OMIH-SS-109L	7-1419121-5	OMIH-SS-109L	9V
OMIH-SH-148L	7-1419121-1	OMIH-SH-148L	48V
OMIH-SH-148D	7-1419121-0	OMIH-SH-148D	48V
OMIH-SH-124L	6-1419121-6	OMIH-SH-124L	24V
OMIH-SH-124D	6-1419121-4	OMIH-SH-124D	24V
OMIH-SH-112L	5-1419121-7	OMIH-SH-112L	12V
OMIH-SH-105L	5-1419121-3	OMIH-SH-105L	5V
OMIH-SH-105D	1-1419145-6	OMIH-SH-105D	5V
DESCRIPTION	TE PART NO	PART A	PART B

RELAY TYPE



THIS DRAWING IS A CONTROLLED DOCUMENT.		DWN Y.Xiao	-		
		CHK N.Funayama	-		
		APVD CH.HSU	-		
DIMENSIONS: mm		TOLERANCES UNLESS OTHERWISE SPECIFIED:			
		0 PLC	±		
		1 PLC	±		
		2 PLC	±		
		3 PLC	±		
		4 PLC	±		
		ANGLES	±		
MATERIAL		FINISH	-		
		WEIGHT	-		
		CUSTOMER DRAWING			

		TE Connectivity	
NAME			
OMIH CUSTOMER DRAWING			
SIZE	CAGE CODE	DRAWING NO	RESTRICTED TO
A3	00779	C=5-1419121-7	-
SCALE 1:1		SHEET 2 of 2	
		REV F	

		UV RESIN	UV SEAL	18
			TAPE	17
		EPOXY RESIN	SEAL	16
UL94 V-0		PBT	CASE	15
CLASS E		UEW	MAGNETIC WIRE	14
UL94 V-0		PBT ⊕	BASE	13
UL94 V-0		PBT	BOBBIN	12
	SOLDER DIP	CP WIRE	COIL TERMINAL	11
UL94 V-0		PPS	CARD	10
		Ag ALLOY	MOVABLE CONTACT	9
		Ag ALLOY	STATIONARY CONTACT	8
		Cu ALLOY	HINGE SPRING	7
	SOLDER DIP	Cu ALLOY	B TERMINAL	6
	SOLDER DIP	Cu ALLOY	M TERMINAL	5
	SOLDER DIP	Cu ALLOY	MOVABLE SPRING	4
		STEEL	CORE	3
		STEEL	ARMATURE	2
		STEEL	YOKE	1
INCOMBUSTIBILITY	TREATMENT	MATERIAL	DESCRIPTION	ITEM