



2412 MHz WiFi Cavity Bandpass Filter

Part Number: WiFi2412-1



ANATECH ELECTRONICS INC
RF & Microwave Filters & Products

Electrical specifications

- Center Frequency:** 2412 MHz
- Bandwidth:** 22 MHz
- Input / Output Impedance:** 50 Ohms
- Passband:** 2401-2423 MHz
- Passband Insertion Loss:** 3 dB max (2dB typical)
- Passband Ripple:** 1.2 dB max
- Passband Return Loss:** 15 dB min (18dB typical)
- Rejection:** 60 dB min @ Fo +/-25 MHz
- Rejection 2:** 90 dBc min @ 2*Fo +/-22 MHz
- Power Handling:** 50 W

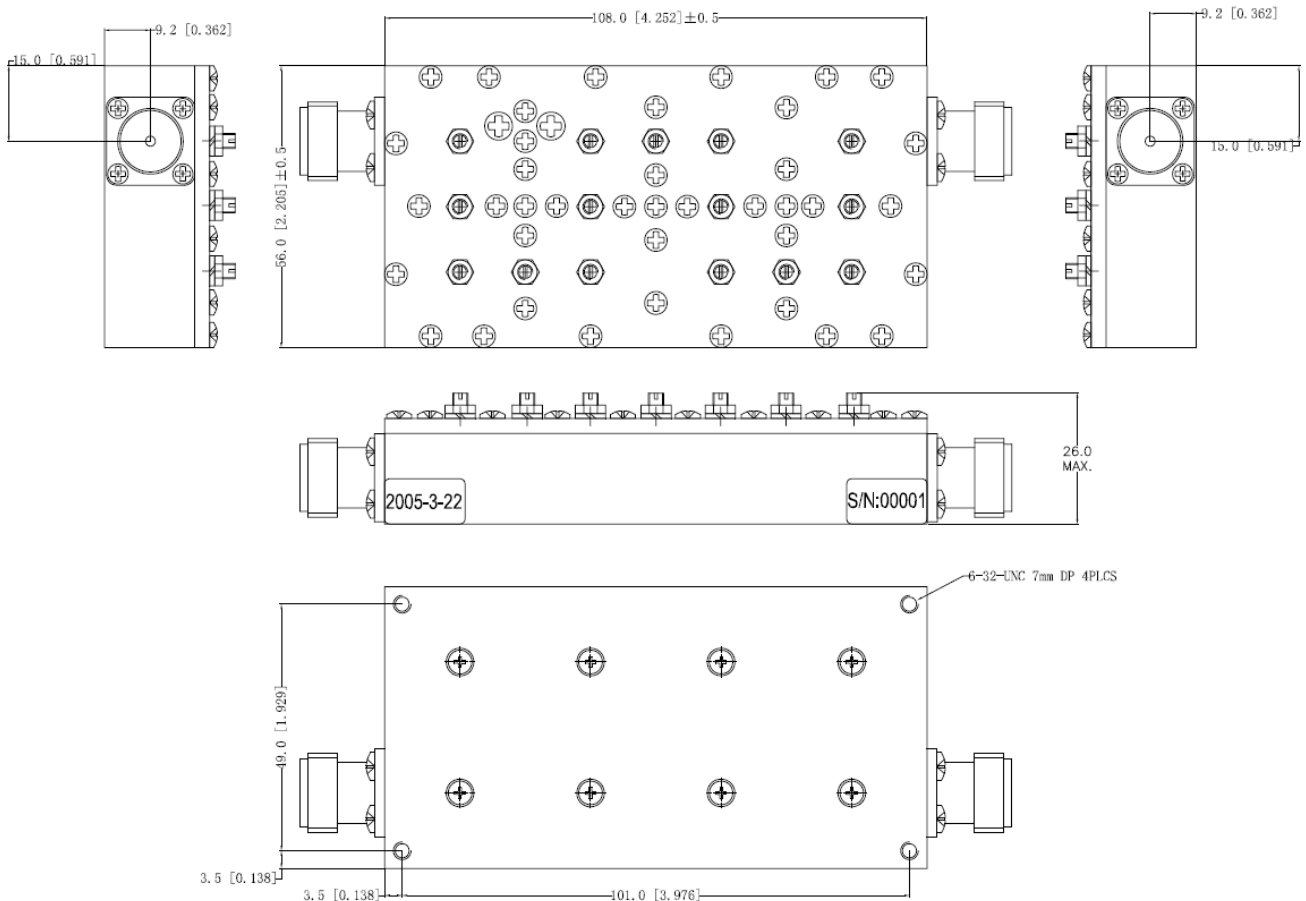
Mechanical

- Mounting Method:** Threaded Mounting Holes
- Connector Type:** N-Type Female
- Dimensions:** 108mm x 56mm x 26mm

Environmental

- Operating Temperature:** -40 to +85 deg.C
- Storage Temperature:** -55 to +95 deg.C
- Shock:** 20 G. 11ms
- Vibration:** 20 G. 5 to 200 MHz

Outline Drawing:





Response Plot:

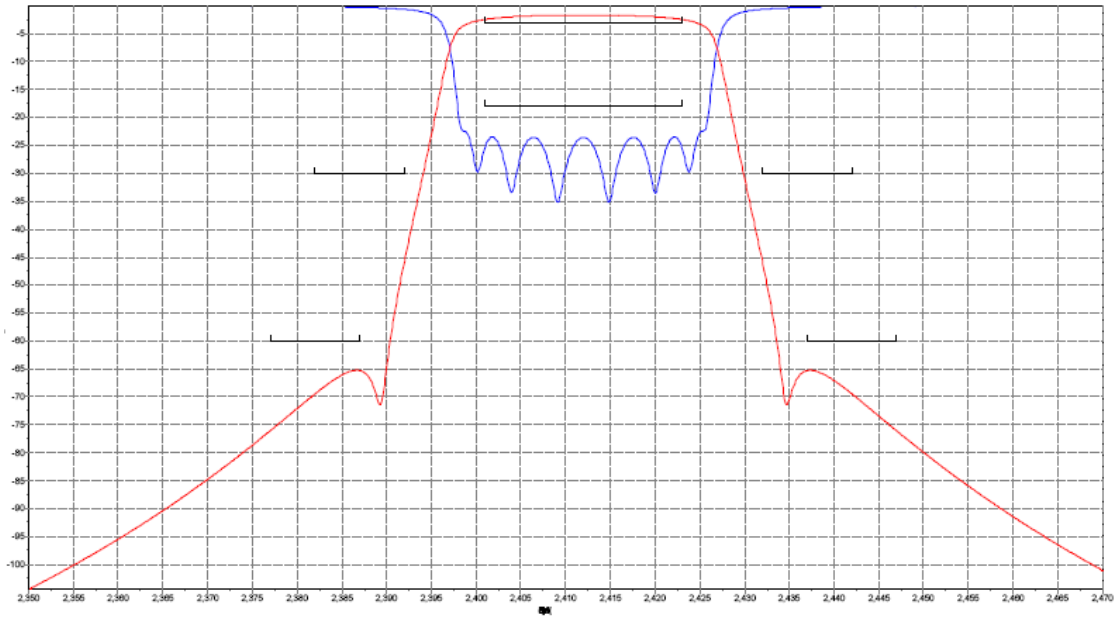


Fig.1 Return Loss and Rejection

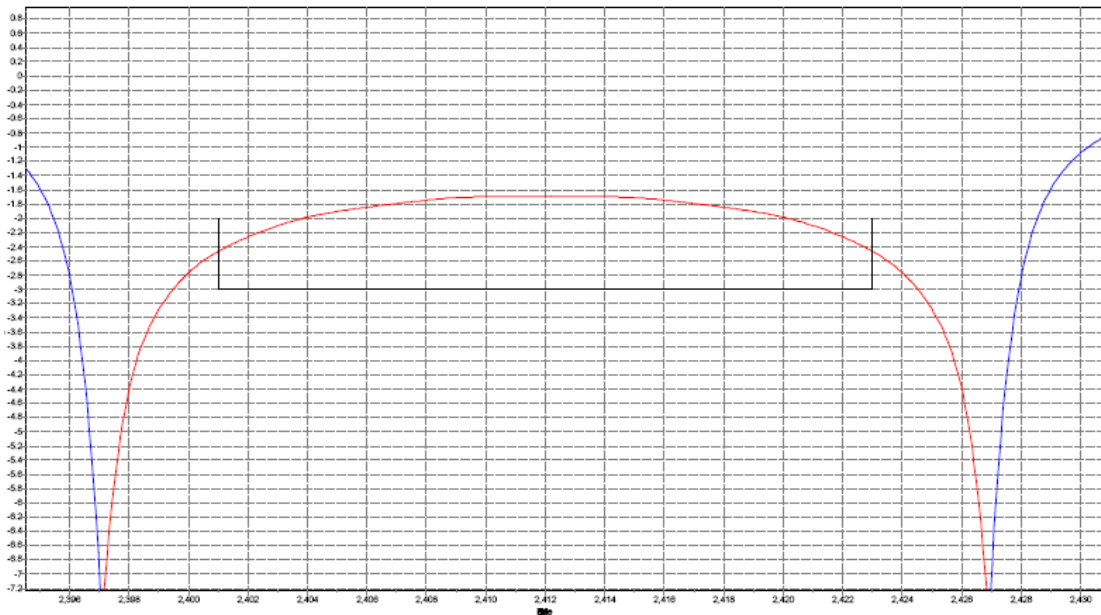


Fig.2 Insertion Loss and Ripple