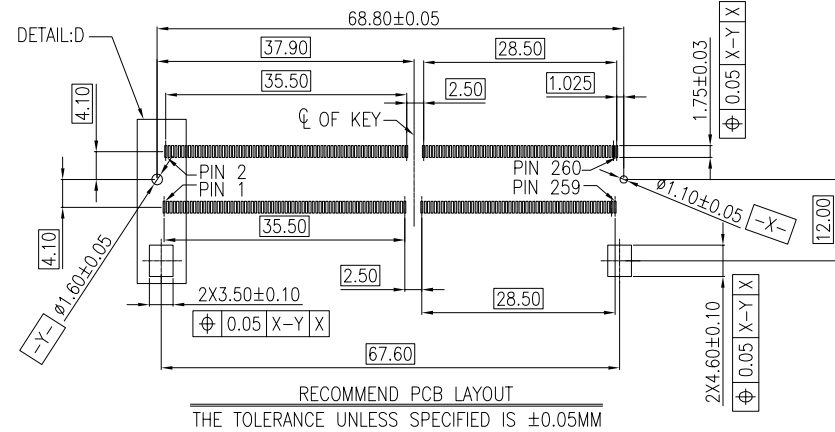
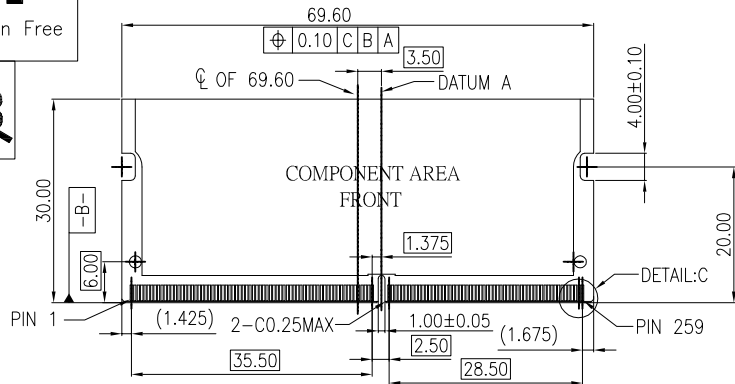
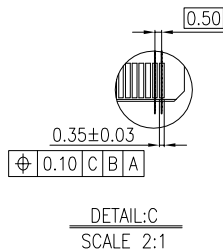
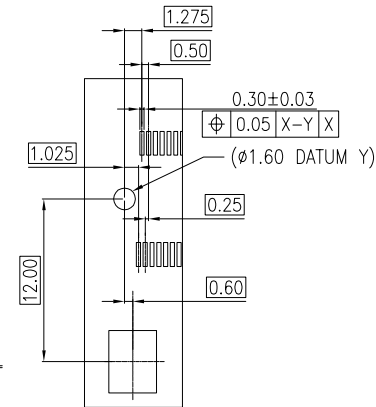
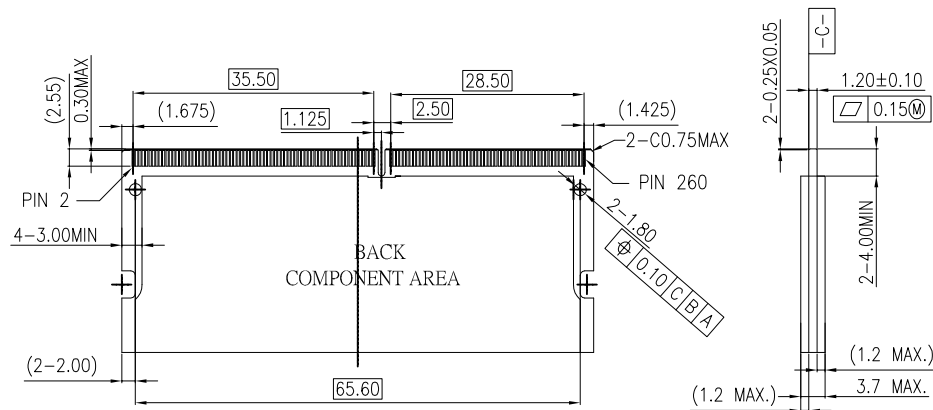


HF
Halogen Free



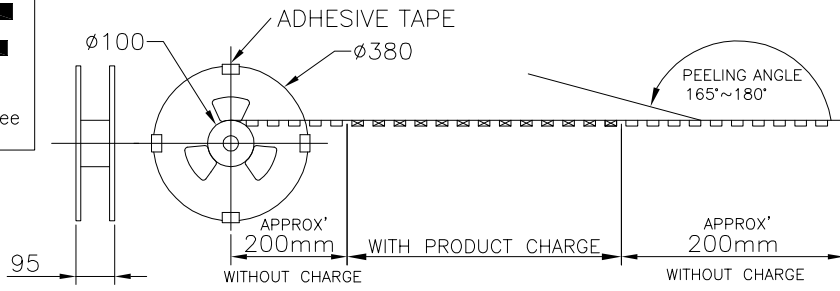
RECOMMEND PCB LAYOUT
 THE TOLERANCE UNLESS SPECIFIED IS ± 0.05 MM



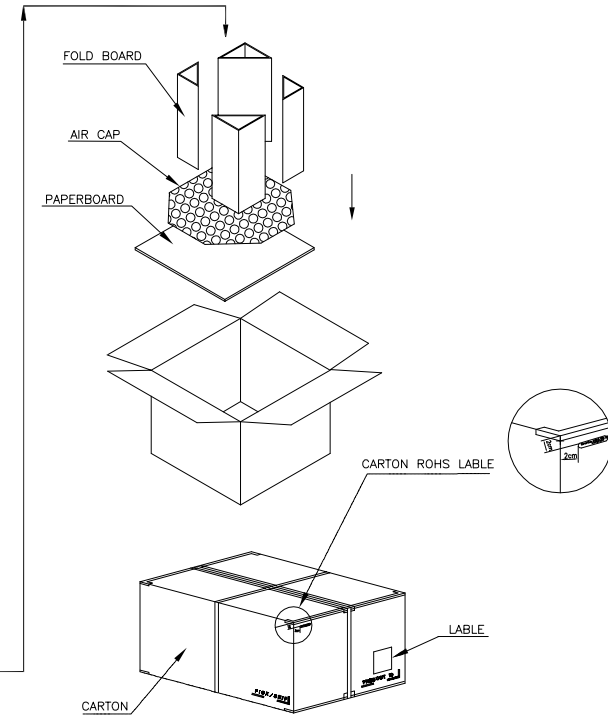
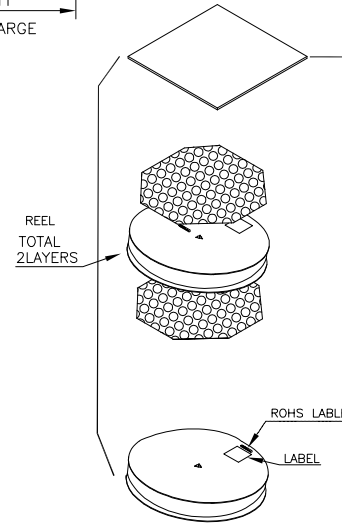
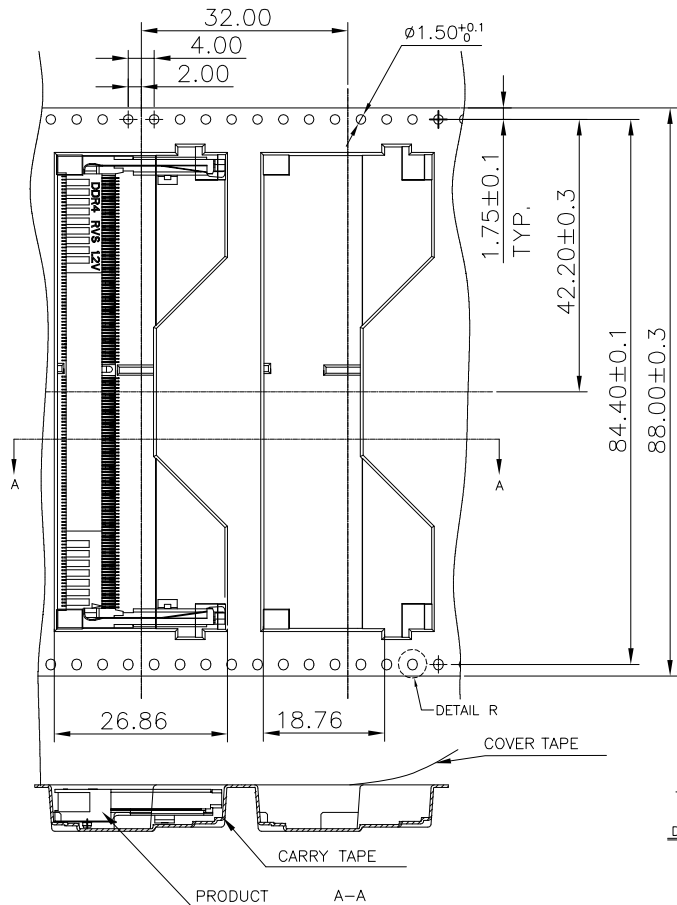
mat'l. code		surface		tolerance		projection		product family	
-		-		ASME_Y14.5				DDR	
ltr		ecn no		date				title	
						MM		DDR4_SO_DIMM_260P	
						scale N/A		5.2H_RVS_ASSEMBLY	
		dr		ZHENHUA_LIU		2016-11-02		dwg no	
		enr		ZHENHUA_LIU		2016-11-02		sheet 2 of 3	
		chr		STONE_LI		2016-11-02		10141731	
		app		PM_ZHENG		2016-11-02		A4	
sheet index		revision sheet		A				type	
								CUSTOMER Drawing	

HF

Halogen Free



PULL OUT DIRECTION →



400	2	800
PCS/ REEL	REEL/ CARTON	PCS/ CARTON

mat'l. code	surface	tolerance	projection	product family
-	-	ASME_Y14.5		DDR
ltr	ecn no	dr	date	title
				DDR4_SO_DIMM_260P 5.2H_RVS_ASSEMBLY
				dwg no
				10141731
				sheet 3 of 3
				size
				A4
				type
				CUSTOMER Drawing

tolerances unless otherwise specified	MM	scale N/A
angles	Line/UD	
±2°	.0±.30	
	.00±.20	
	.000±.10	
dr	ZHENHUA_LIU	2016-11-02
engr	ZHENHUA_LIU	2016-11-02
chr	STONE_LI	2016-11-02
appd	PM_ZHENG	2016-11-02