



Wireless Power Transfer

Rx Coil Modules

WRM483265-10F5-12V-G

Caution

**The products in this catalog will be or have been
stopped production**

Discontinue Issue Date	May. 11, 2023
Last Purchase Order Date	Sep. 30, 2023
Last Shipment Date	Mar. 31, 2024

Please refer to our Web site about replacement information.

Wireless Power Transfer

Rx Coil Modules



WRM483265-10F5-12V-G

FEATURES

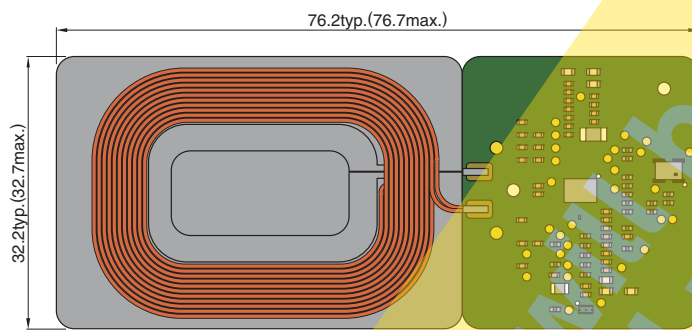
- Turnkey solution for wireless power transfer, including receiver coil with attractor and circuit
- Support up to 15W (12V x 1.25A) power transfer

APPLICATIONS

- Information and communication products
- Industrial, medical and other products

SHAPE & DIMENSIONS

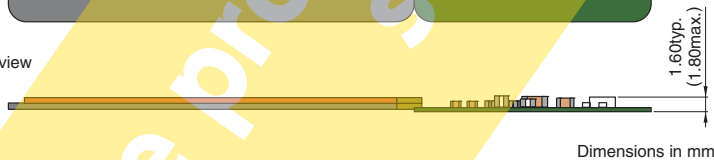
Top view



Bottom view



Side view



Dimensions in mm

AIR COIL SPECIFICATIONS

Number of Coils	Wire Diameters	Coil Turns
1	ø0.30mm (Bifilar)	10 / layer, total 1 layer

○ Description of icons: See the following for more details. <https://product.tdk.com/info/en/environment/icon.html>

- All specifications are subject to change without notice.
- Before using these products, be sure to request the delivery specifications.

WRM483265-10F5-12V-G

MAXIMUM RATINGS

Operating Temperature / Humidity	Storage Temperature / Humidity
-30 to +70°C / 10 to 95% R.H.	-40 to +85°C / 10 to 95% R.H.

ELECTRICAL CHARACTERISTICS

Rx Module			
Output Voltage (V)	Current Rating (A)	Output Power (W)	Efficiency (%) typ.
12	1.25	15	75

Test Environment :

Test Instrument : Chroma 8000 system or EQUIVALENT

Ambient Temperature : 20 to 30 °C

Relative Humidity : 25 to 75 %R.H.

Tx module : WTM905525-12F2-12V-G

Tx & Rx coil distance : 3.4mm

IC INFORMATIONS

IC	Manufacturer
P9221-R	IDT (Integrated Device Technology)

* Please contact us for more detail.

PACKAGING : BOX TYPE

Dimensions (mm)		Quantity (pcs)	
Tray	365x275x10	Qty per tray	20
Small carton	388x281.5x40	Qty per small carton	100
Outer carton	404x298x108	Qty per outer carton	200

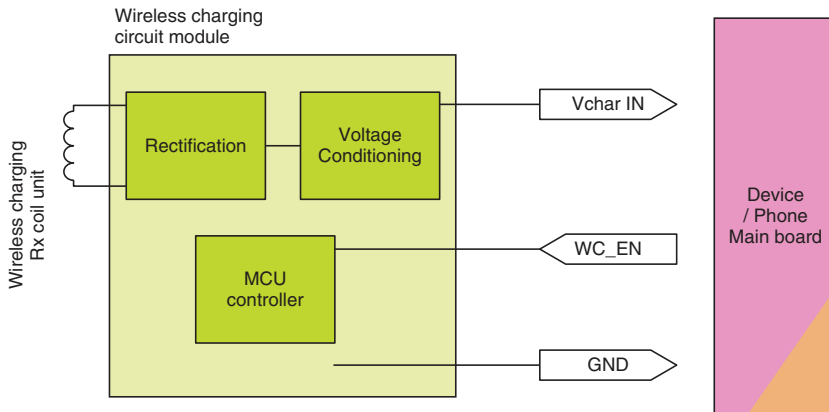
OTHERS

Weight (g) typ.
8.0

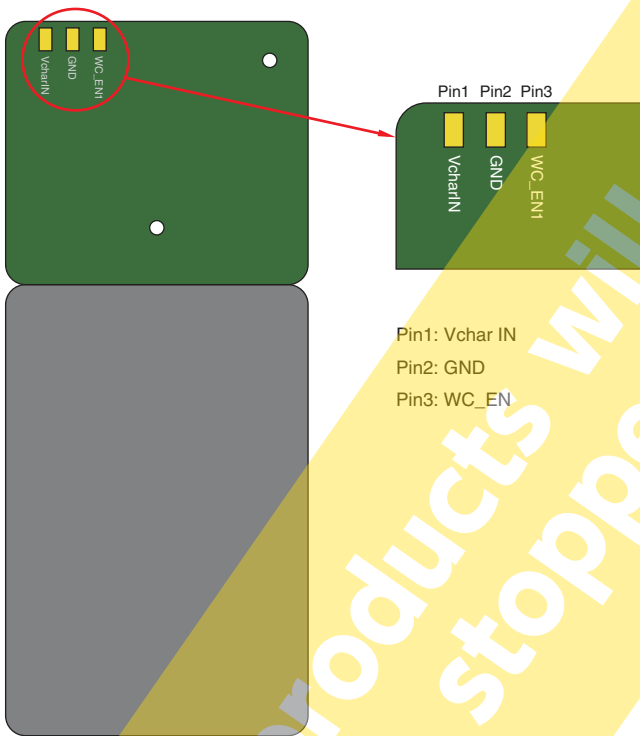
- All specifications are subject to change without notice.
- Before using these products, be sure to request the delivery specifications.

WRM483265-10F5-12V-G

BLOCK DIAGRAMS



PIN LAYOUTS



Pin1: Vchar IN
 Pin2: GND
 Pin3: WC_EN

The products will be or have been stopped production

- All specifications are subject to change without notice.
- Before using these products, be sure to request the delivery specifications.

 Reminders

- Do not use or store in locations where there are conditions such as gas corrosion (salt, acid, alkali, etc.).
- Self heating (temperature increase) occurs when the power is turned ON, so the tolerance should be sufficient for the set thermal design.
- Fully caution, if metal piece contacted with top of coil surface then it could be danger of generated heat.
- Do not use for a purpose outside of the contents regulated in the delivery specifications.
- The products listed on this catalog are intended for use in general electronic equipment (AV equipment, telecommunications equipment, home appliances, amusement equipment, computer equipment, personal equipment, office equipment, measurement equipment, industrial robots) under a normal operation and use condition.

The products are not designed or warranted to meet the requirements of the applications listed below, whose performance and/or quality require a more stringent level of safety or reliability, or whose failure, malfunction or trouble could cause serious damage to society, person or property.

If you intend to use the products in the applications listed below or if you have special requirements exceeding the range or conditions set forth in the each catalog, please contact us.

- | | |
|---|--|
| (1) Aerospace/aviation equipment | (8) Public information-processing equipment |
| (2) Transportation equipment (cars, electric trains, ships, etc.) | (9) Military equipment |
| (3) Medical equipment | (10) Electric heating apparatus, burning equipment |
| (4) Power-generation control equipment | (11) Disaster prevention/crime prevention equipment |
| (5) Atomic energy-related equipment | (12) Safety equipment |
| (6) Seabed equipment | (13) Other applications that are not considered general-purpose applications |
| (7) Transportation control equipment | |

The products will be discontinued
stopped production