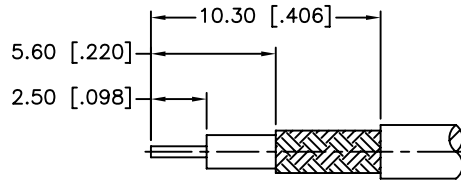
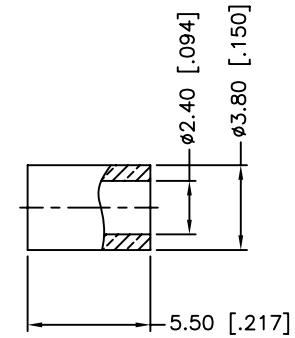
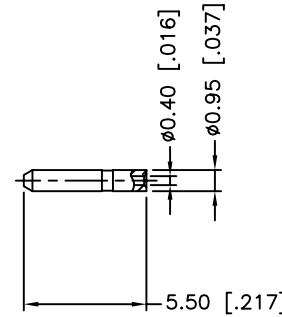
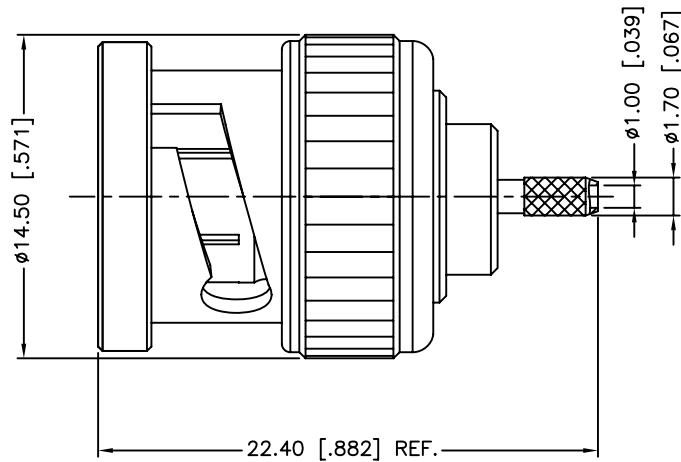


REV.	DATE	ECR NO.	DESCRIPTION
NC	12/01/95	XXXXXX	INITIAL RELEASE
A	01/31/06	XXXXXX	UPDATE DRAWING FORMAT
B	05/23/12	2285	CHANGE NOTE 2 AND ADD NOTES



RECOMMENDED  
CABLE STRIPPING DIM'S



1. IMPEDANCE: 50 OHM
2. FREQUENCY RANGE: DC - 4 GHz
3. VSWR: 1.3 MAX.
4. DIELECTRIC WITHSTANDING VOLTAGE: 1500 VRMS, MIN.
5. DURABILITY: 500 CYCLES MIN.
6. TEMPERATURE RANGE: -40° TO +85°C
7. CRIMPED FERRULE  
HEX. CRIMP SIZE .128"
8. CONTACT PIN CAN BE SOLDERED,  
OR USE 4-WAY INDENT CRIMP TOOL #47025

DESCRIPTION	MATERIAL	FINISH	QTY	
10	FERRULE	COPPER	NICKEL	1
9	CONTACT PIN	BRASS	GOLD	1
8	WASHER	BRASS	NICKEL	1
7	SPRING	SK5	NICKEL	1
6	RETAINER RING	BRASS	NICKEL	1
5	GASKET	RUBBER	RED	1
4	CONTACT PIN	PHOSPHOR BRONZE	GOLD	1
3	INSULATOR	DELTRIN	NATURAL	1
2	BODY	BRASS	NICKEL	1
1	SHELL	BRASS	NICKEL	1

UNLESS OTHERWISE SPECIFIED DIMENSIONS ARE IN MILLIMETERS. DIMENSIONS IN [ ] ARE IN INCHES AND FOR CUSTOMER REFERENCE ONLY.

UNLESS OTHERWISE SPECIFIED TOLERANCES FOR MILLIMETERS ARE:  
0.5 - 8mm ± 0.20mm  
8 - 30mm ± 0.40mm  
30 - 120mm ± 0.50mm

UNLESS OTHERWISE SPECIFIED TOLERANCES FOR INCHES ARE:  
.020 - .315 = ± 0.007"  
.315 - 1.180 = ± 0.015"  
1.180 - 4.724 = ± 0.020"

DO NOT SCALE DRAWING

APPROVALS	DATE
DRAWN M.ZHANG	05/23/12
CHECKED	
ISSUED	
SHEET 1 OF 1	
CAD FILE C:/CONNEX/112516.DWG	

# Amphenol Connex

PART DESCRIPTION			
<b>BNC CRIMP PLUG (FOR RG-178B/U, 196A/U CABLE)</b>			
PART NO.		112516	
DWG. NO.	112516.DWG	REV.	B
SIZE	A	SCALE	NA