

Terminal adapter - HC-D 64-A-TWIN-PEL-F - 1580189

Please be informed that the data shown in this PDF Document is generated from our Online Catalog. Please find the complete data in the user's documentation. Our General Terms of Use for Downloads are valid (<http://download.phoenixcontact.com>)



HEAVYCON terminal adapter female insert, D64 series, 64-pos., right PE connection for the left side of the control cabinet, Push-in connection



Key commercial data

Packing unit	1 PCE
Weight per Piece (excluding packing)	462.69 GRM
Custom tariff number	85366990
Country of origin	Germany

Technical data

Dimensions

Drill hole distance, horizontal	104 mm
Height	141.1 mm

Ambient conditions

Ambient temperature (operation)	-40 °C ... 125 °C
---------------------------------	-------------------

Electrical characteristics

Note	For HEAVYCON-ADVANCE mounting flange and HEAVYCON panel mounting base of B24 type
Number of positions	64
Rated voltage (III/3)	250 V
Rated surge voltage	6 kV
Rated current	10 A

Mechanical characteristics

Design	B24
Connection method	Push-in connection
Stripping length of the individual wire	10 mm

Terminal adapter - HC-D 64-A-TWIN-PEL-F - 1580189

Technical data

Mechanical characteristics

Conductor cross section	0.5 mm ² ... 2.5 mm ²
Connection cross section AWG	22 ... 12

General

Contact material	Copper alloy
Contact surface material	Ag
Contact carrier material	PA
Pollution degree	3
Surge voltage category	III
Inflammability class according to UL 94	V0
Assembly instructions	Use ferrules. 0.5 mm ² ... 2.5 mm ² with or without insulating collar, length: 10 mm, stripping length: 10 mm, SZF 1-0,6x3,5 screwdriver
Installation instructions	Connectors may be plugged in only when there is no load/voltage. Not for HC-B 24-AMQ-EMV housings

Classifications

eCl@ss

eCl@ss 4.0	27140816
eCl@ss 4.1	27140816
eCl@ss 5.0	27143424
eCl@ss 5.1	27143424
eCl@ss 6.0	27143424
eCl@ss 7.0	27440209
eCl@ss 8.0	27440209

ETIM

ETIM 3.0	EC000438
ETIM 4.0	EC000438
ETIM 5.0	EC000438

UNSPSC

UNSPSC 6.01	30211923
UNSPSC 7.0901	39121522
UNSPSC 11	39121522
UNSPSC 12.01	39121522
UNSPSC 13.2	39121522

Terminal adapter - HC-D 64-A-TWIN-PEL-F - 1580189

Accessories

Accessories

Coding element

Coding element - HC-CST - 1676857



Coding peg for coding up to 16 connectors

Coding element - HC-CBU - 1676860



Coding socket for coding up to 16 connectors

Coding bolt - HC-CB - 1772722



Coding pin, prevents mismatching of up to six connectors with an identical number of positions

Mounting material

Foot element - HC-KA-FE - 1775240



Foot element, for mounting on DIN rail NS 32, DIN rail NS 35/7.5 or DIN rail NS 35/15, can be inserted between basic and side element

Terminal adapter - HC-D 64-A-TWIN-PEL-F - 1580189

Accessories

Locking screw barrel - HC-VSH - 1660083



Locking screw barrel, for a firm connection of contact inserts and DIN-rail mountable terminal adapters

Mounting material - HC-B-PES - 1604997



PE screw, for contact inserts HC-B / HC-BB / HC-DD / HC-D40 / HC-D64

PE multiplier - HC-B-3PE - 1644326



PE multiplier, for three PE connections, for HC-B (besides HC-B..E..ZZ) / HC-BB / HC-DD / HC-D40 / HC-D64 contact inserts

Screwdriver tools

Screwdriver - SZF 1-0,6X3,5 - 1204517



Actuation tool, for ST terminal blocks, also suitable for use as a bladed screwdriver, size: 0.6 x 3.5 x 100 mm, 2-component grip, with non-slip grip

Terminal marking

Zack marker strip - ZB 5 :UNBEDRUCKT - 1050004



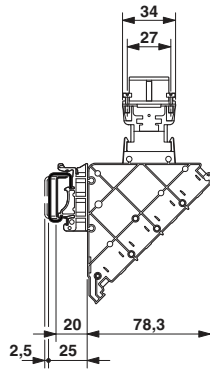
Zack marker strip, Strip, white, Unlabeled, Can be labeled with: Plotter, Mounting type: Snap into tall marker groove, For terminal block width: 5.2 mm, Lettering field: 5.1 x 10.5 mm

Terminal adapter - HC-D 64-A-TWIN-PEL-F - 1580189

Accessories

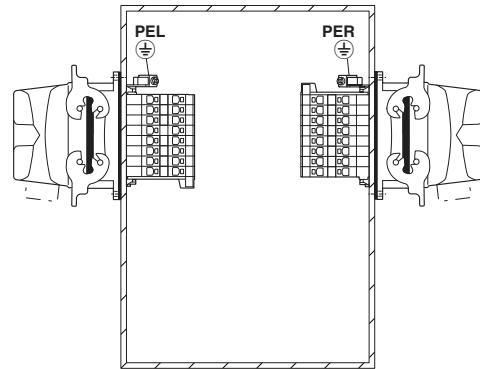
Drawings

Dimensioned drawing



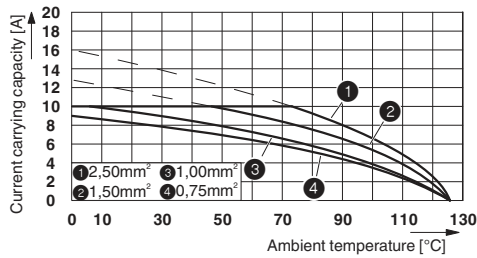
Side view

Application drawing



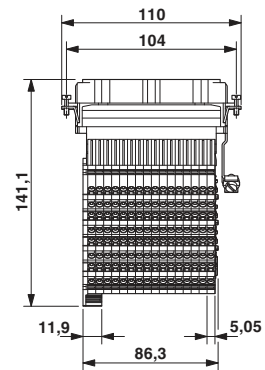
Mounting position PE connection left/right (PEL/PER)

Diagram



Derating diagram

Dimensioned drawing



Connection side