

THIS DRAWING IS UNPUBLISHED.

RELEASED FOR PUBLICATION

19

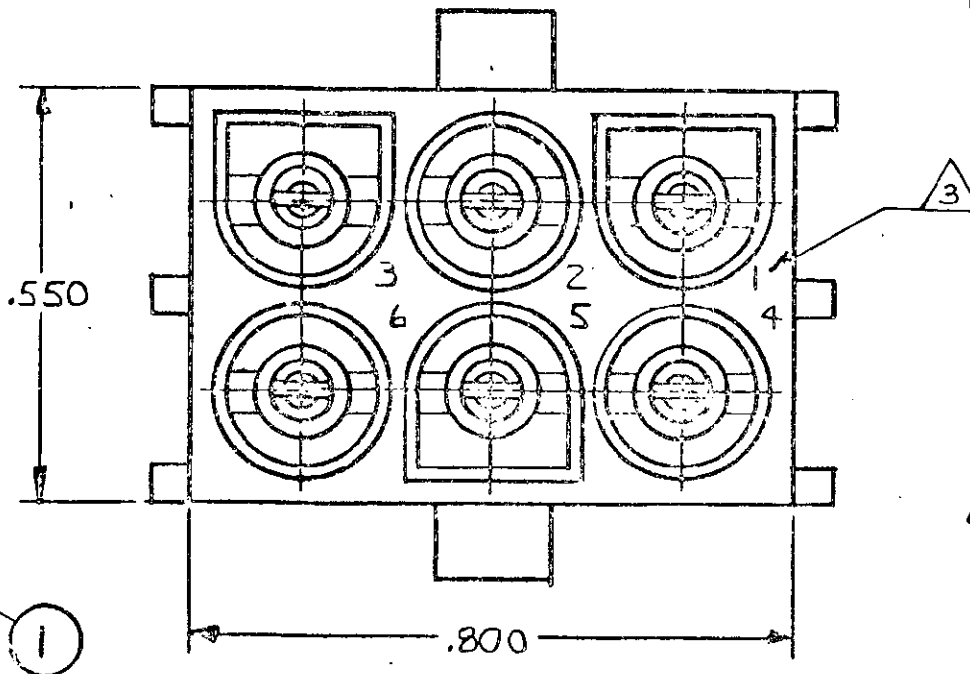
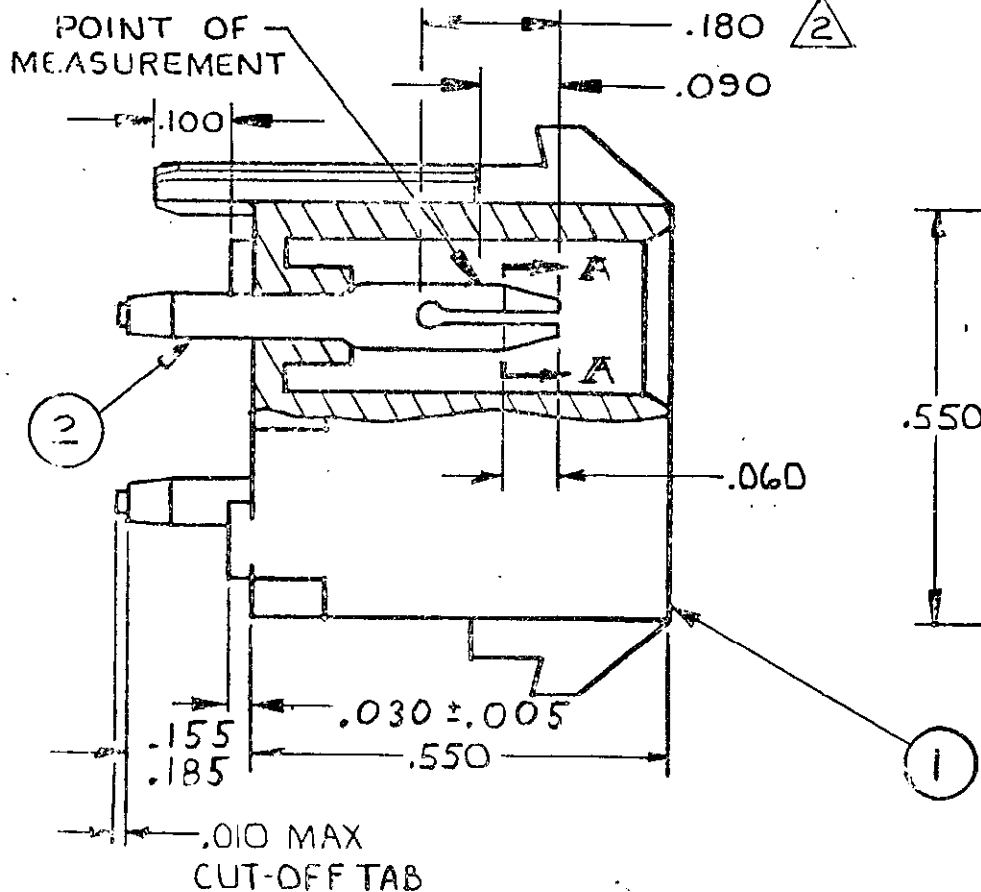
© COPYRIGHT 19

BY AMP INCORPORATED, HARRISBURG, PA. ALL INTERNATIONAL RIGHTS

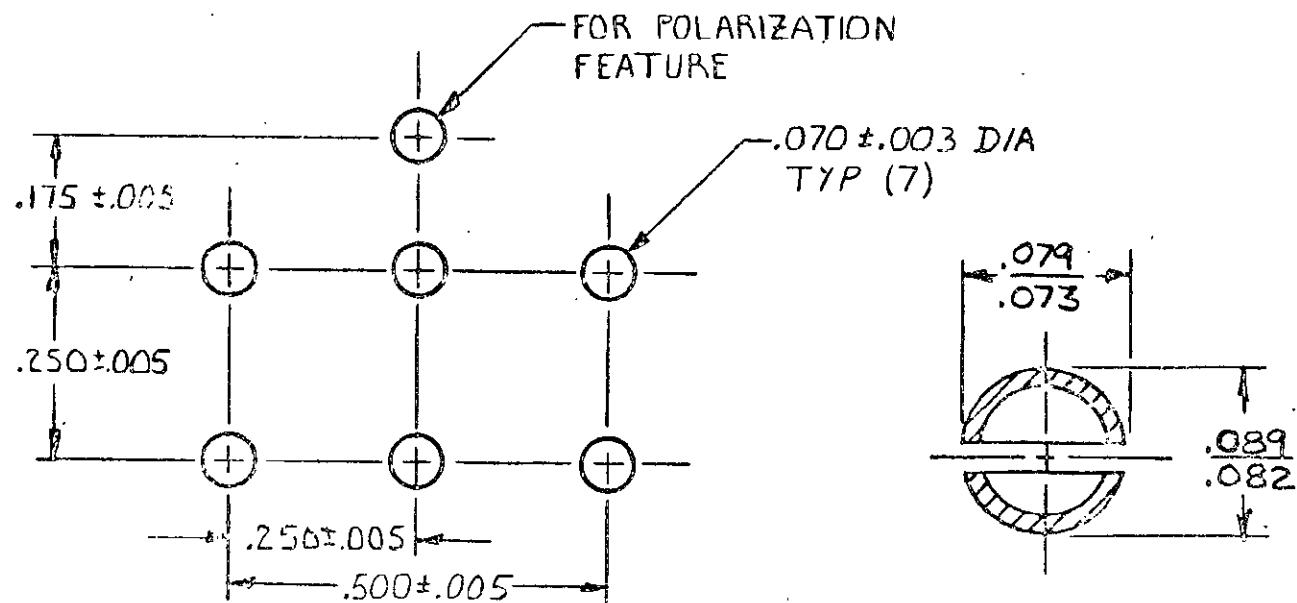
RESERVED. AMP PRODUCTS MAY BE COVERED BY U.S. AND FOREIGN PATENTS AND/OR PATENTS PENDING.

LOC CM DIST 53

REVISIONS						
P	F	ZONE	LTR	DESCRIPTION	DATE	APPROVED
1			J	REACT -1 PER PR CM 92-79	7-17-92	NSG RS
2			K	REV PER ECN 0730-3928-92	1-7-93	NSG RS
3			L	REVISED PER EC 0730-4181-93	7-6-93	LHS RS
4			M	REVISED PER EC 0730-0111-95	8-28-95	JH RS



- 1. PARTS COMPLY WITH AMP SOLDERABILITY SPEC 109-11-3.
- 2 CONTACT IS PLATED OVERALL WITH .000050 NICKEL, THEN .000030 GOLD OVER CONTACT LENGTH INDICATED AND MATTE TIN ON SOLDER TAIL END.
- 3 CIRCUIT IDENTIFICATION CHARACTERS ARE ADJACENT TO THE INDICATED CAVITIES, BUT LOCATION AND ORIENTATION MAY DIFFER FROM PRINT.



RECOMMENDED LAYOUT FOR .062 THICK P.C. BOARD

SECTION A-A SCALE 10:1

PRE-TIN	PHOS. BRZ	6	CONTACT 2	641969-1
NATURAL	NYLON 94V-2	1	HOUSING 1	
FINISH	MATERIAL	NO PER ASSEMBLY	ITEM NO	PART NO

UNLESS OTHERWISE SPECIFIED DIMENSIONS ARE IN INCHES. TOLERANCES ON: DECIMALS ± .015 ANGLES ±	CONTRACT NO		AMP INCORPORATED Harrisburg, Pa.	
	DR <i>M. Fisher</i> 11-10-81		NAME PIN HEADER ASSEMBLY, UNIVERSAL MATE-N-LOK™, 6 CIRCUIT	
MATERIAL SEE TABLE	CHK <i>D.S. Heide</i> 11/25/81	APPD <i>C.E. Uebel</i> 11/25/81	SIZE B	FSCM NO 00779
FINISH SEE TABLE	DSGN APPD	OTHER APPD	DRAWING NO 641969	SHEET
SCALE 4-1			SHEET	