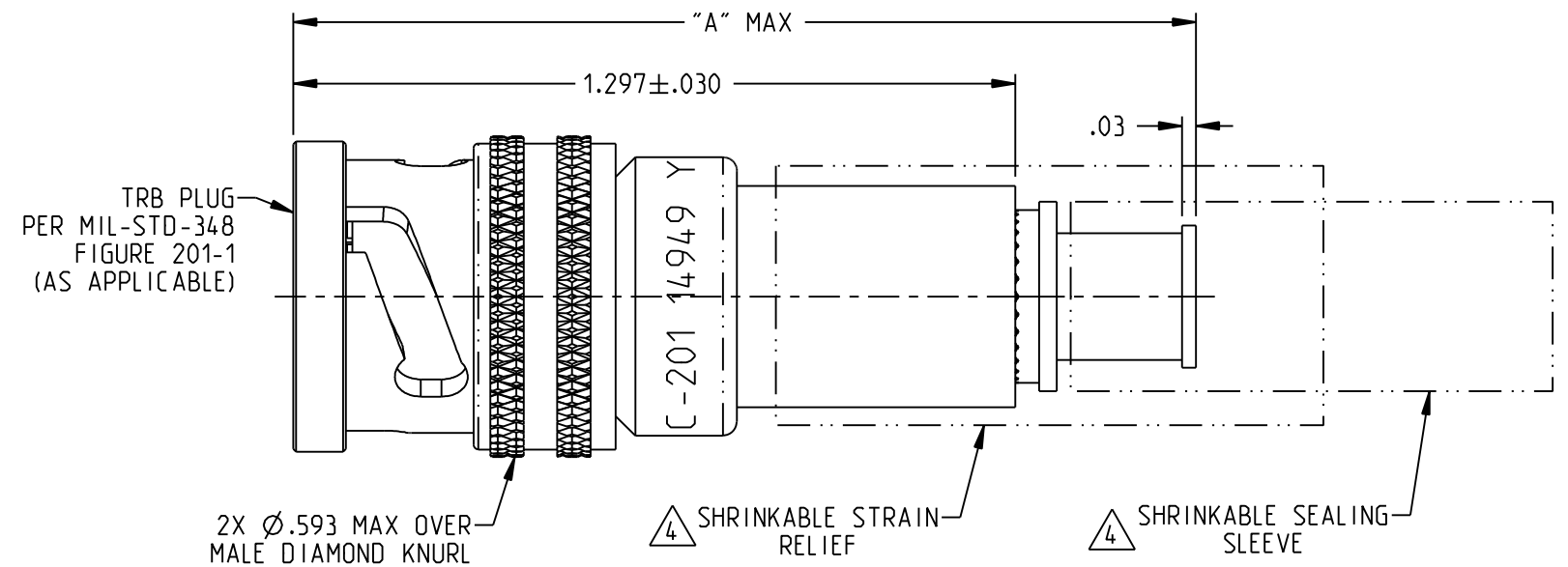
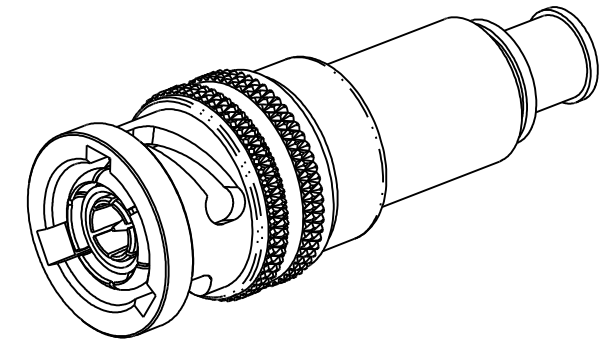
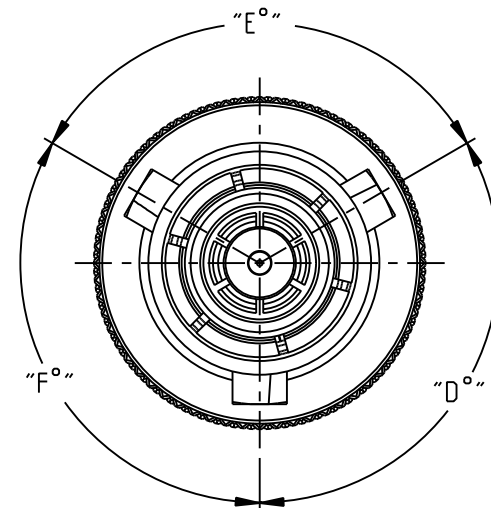


MODEL NUMBER	CABLES ACCOMMODATED	"A"	ASSEMBLE PER	SH
PL75C-201	M17/176-00002	1.70	TAI-166	1
PL75C-202	TWC-78-1			
PL75C-203	TWC-124-1A			
PL75C-204	10602, RAYCHEM			
PL75C-205	TWAC-78-1F2			
PL75C-206	7826D0130, RAYCHEM			
PL75C-207	83310, BELDEN			
PL75C-208	202-3927, MICRODOT			
PL75C-209	202-3942, MICRODOT			
PL75C-210	8451, BELDEN			
PL75C-211	202-3934, MICRODOT	1.44	TAI-138	1
PL75C-212	2524E0114, RAYCHEM			
PL75C-213	TWC-78-2			
PL75C-213-1U	TWC-78-2			
PL75C-214	TWC-124-2			
PL75C-215	BL982, TIMES			
PL75C-216	BL1242, TIMES	1.70	TAI-166	1
PL75C-217	GC875TM24H, GRUMMAN			
PL75C-218	EDP221888, RAYCHEM			
PL75C-219	2526D1114, RAYCHEM			
PL75C-220	GC875RR1, GRUMMAN			
PL75C-221	10614, RAYCHEM			
PL75C-222	10613, RAYCHEM			
PL75C-223	HMS2-1149, HUGHES			
PL75C-224	TWCP-124-3			
PL75C-225	PS665PL, PRIME STOCK			
PL75C-301	GC875GC1, GRUMMAN			
PL75C-302	GC875GB1, GRUMMAN			
PL75C-303	7528A5314, RAYCHEM	1.70	TAI-168	1
PL75C-305	M17/177-00001, THERMATICS			
PL75C-306	TRC-50-2 M17/134-00002			
PL75C-307	TRC-75-1	1.70	TAI-168	1
PL75C-308	TRC-75-2	1.70	TAI-218	1
PL75C-309	TRC-50-1	1.70	TAI-168	1

KEYING LETTER	"D°"	"E°"	"F°"
NONE	120	120	120
T	100	150	110
U	120	130	110
V	115	130	115
W	125	110	125
X	130	100	130
Y	110	140	110
Z	100	160	100
S	135	135	90



PL75C-201 SHOWN

NOTES: UNLESS OTHERWISE SPECIFIED.

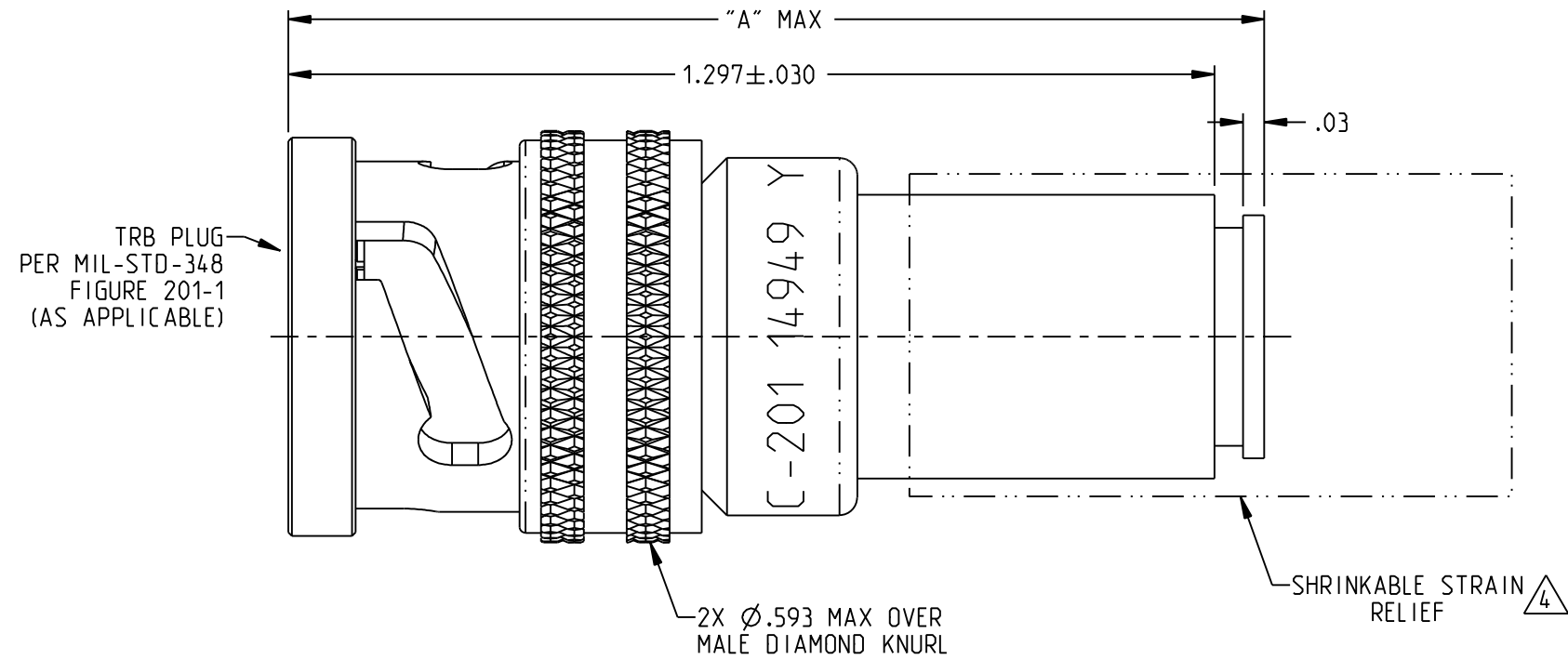
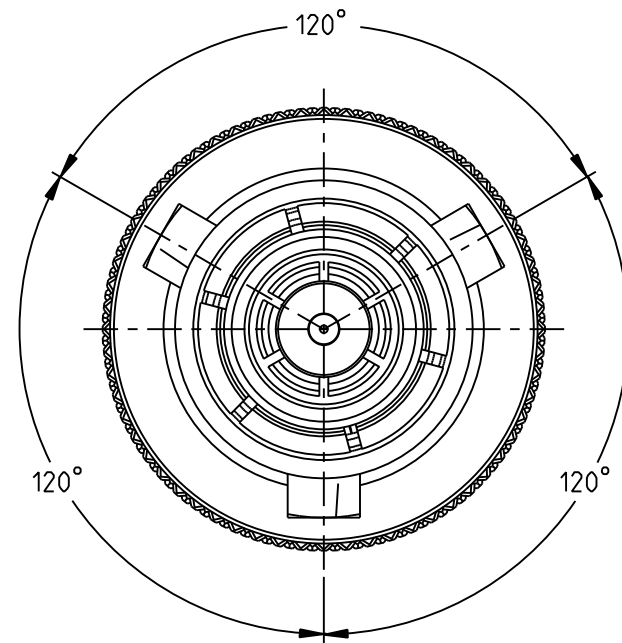
- MATERIAL & FINISH:
 - BODY, CRIMP RING & CRIMP BUSHING: NICKEL PLATED BRASS
 - FINGER SPRING: NICKEL PLATED BERYLLIUM COPPER
 - INSULATORS & DIELECTRICS: PTFE (TEFLON)
 - INTERMEDIATE CONTACT: GOLD PLATED BERYLLIUM COPPER
 - CENTER CONTACT: GOLD PLATED BRASS
 - GASKET: SILICONE RUBBER
 - STRAIN RELIEF & SEALING SLEEVE: POLYOLEFIN

- ELECTRICAL:
 - FREQUENCY (MAX): 500 MHZ
 - IMPEDANCE: NON-CONSTANT

- EXAMPLE OF COMPLETE MODEL NUMBER:
 PL75C A -BBB
 ASSEMBLY DASH NO.
 KEYING LETTER PER TABLE 2 (IF APPLICABLE)
 BASE MODEL NO.

- SHRINKABLE STRAIN RELIEF AND/OR SHRINKABLE SEALING SLEEVE SUPPLIED LOOSE AS FOLLOWS:
 - CABLE GROUPS -201 THRU -210, -217 THRU -223, -301, -302, -303, -305, -307 & -309
 1 SHRINKABLE STRAIN RELIEF
 1 SHRINKABLE SEALING SLEEVE
 - CABLE GROUPS -211 THRU -216, -224, -225, -306 & -308
 1 SHRINKABLE STRAIN RELIEF

<p>This PROPRIETARY Document is property of Cinch Connectivity Solutions. It is confidential in nature, non-transferable, and issued with the clear understanding that it is not to be traced or copied without permission and is returnable upon demand.</p> <p>INTERPRET DRAWING IN ACCORDANCE WITH ASME Y14.5-2009.</p>		TROMPETER	
	RoHS2 2011/65/EU	Title: TRB CABLE PLUG, TOOL CRIMP	Model No. PL75CA-BBB
Size B DO NOT SCALE DRAWING	Date 8/22/2018	Sheet 1 OF 2	



PL75C-213-1U SHOWN

NOTES: UNLESS OTHERWISE SPECIFIED (THIS PAGE).

1. MATERIAL & FINISH:
 - 1.1 BODY, CRIMP RING & CRIMP BUSHING: NICKEL PLATED BRASS
 - 1.2 FINGER SPRING: NICKEL PLATED BERYLLIUM COPPER
 - 1.3 INSULATORS & DIELECTRICS: PTFE (TEFLON)
 - 1.4 INTERMEDIATE CONTACT: GOLD PLATED BERYLLIUM COPPER
 - 1.5 CENTER CONTACT: GOLD PLATED BRASS
 - 1.6 GASKET: SILICONE RUBBER
 - 1.7 STRAIN RELIEF & SEALING SLEEVE: POLYOLEFIN

<p>This PROPRIETARY Document is property of Cinch Connectivity Solutions. It is confidential in nature, non-transferable, and issued with the clear understanding that it is not traced or copied without permission and is returnable upon demand.</p> <p>INTERPRET DRAWING IN ACCORDANCE WITH ASME Y14.5-2009.</p>		TROMPETER	
	RoHS2 <input checked="" type="checkbox"/> 2011/65/EU	Title: TRB CABLE PLUG, TOOL CRIMP	
	.XX ±.02 .XXX ±.010 ANGLES ±1°	Model No. PL75CA-BBB	
	Size B	DO NOT SCALE DRAWING	Date: 8/22/2018