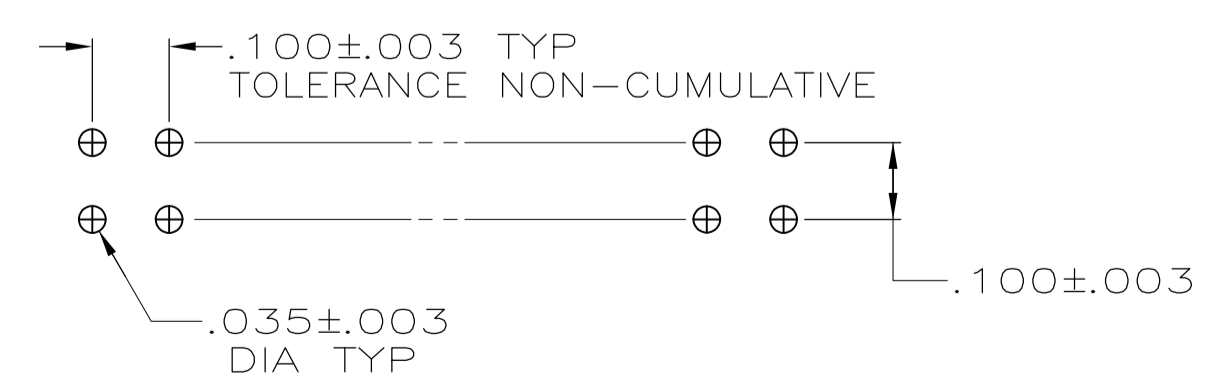
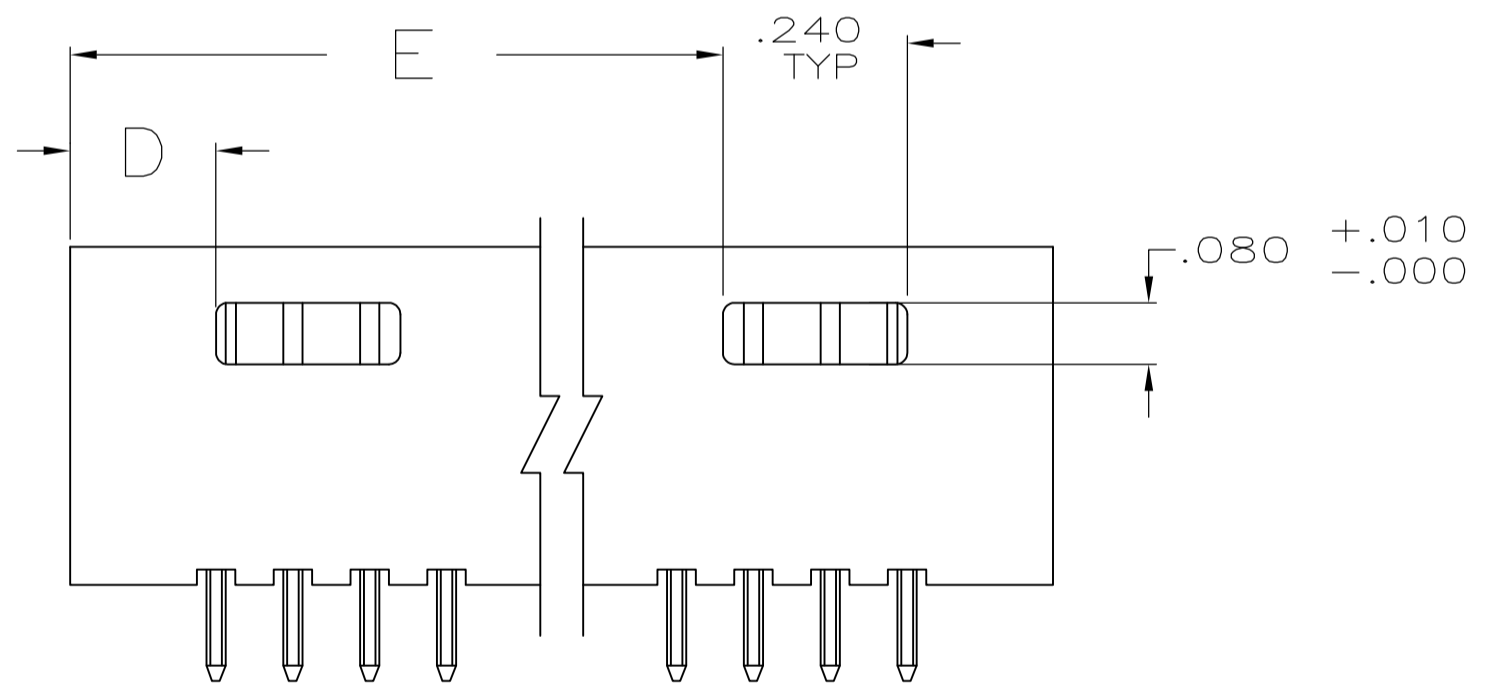
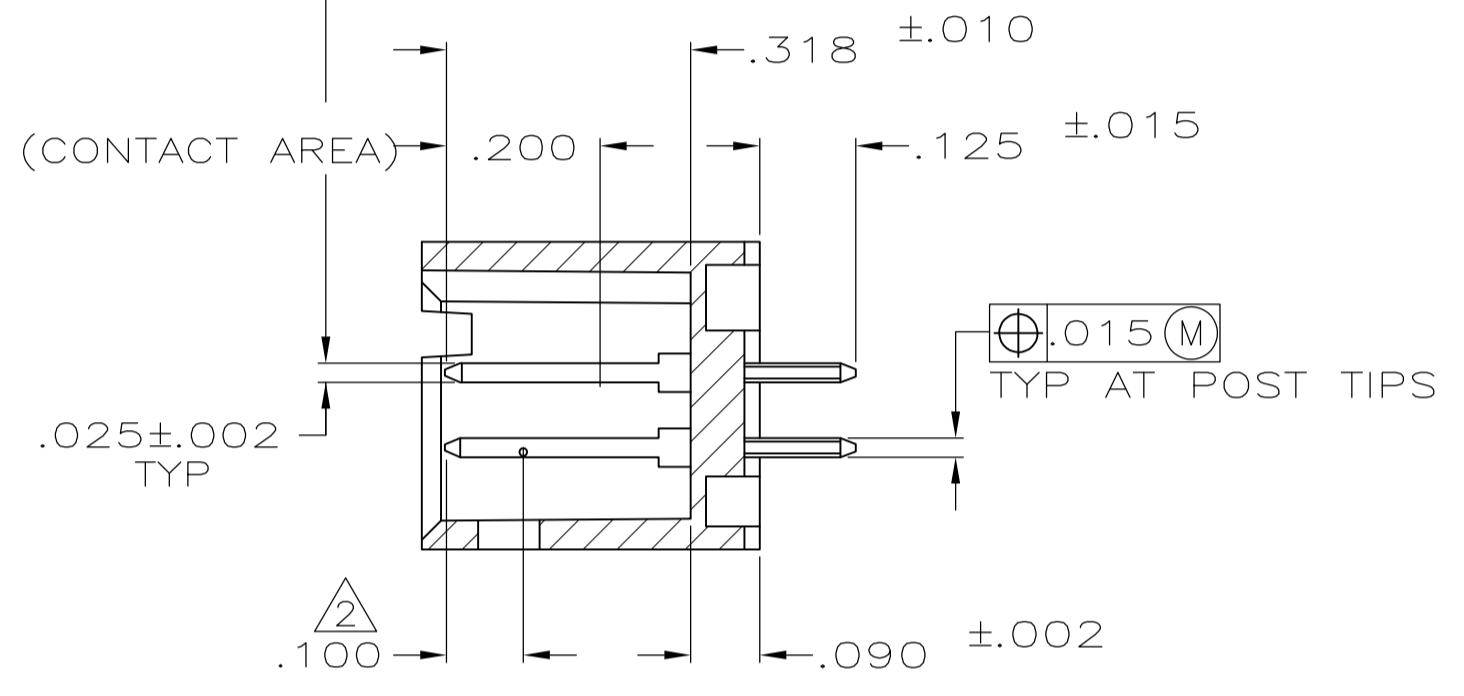
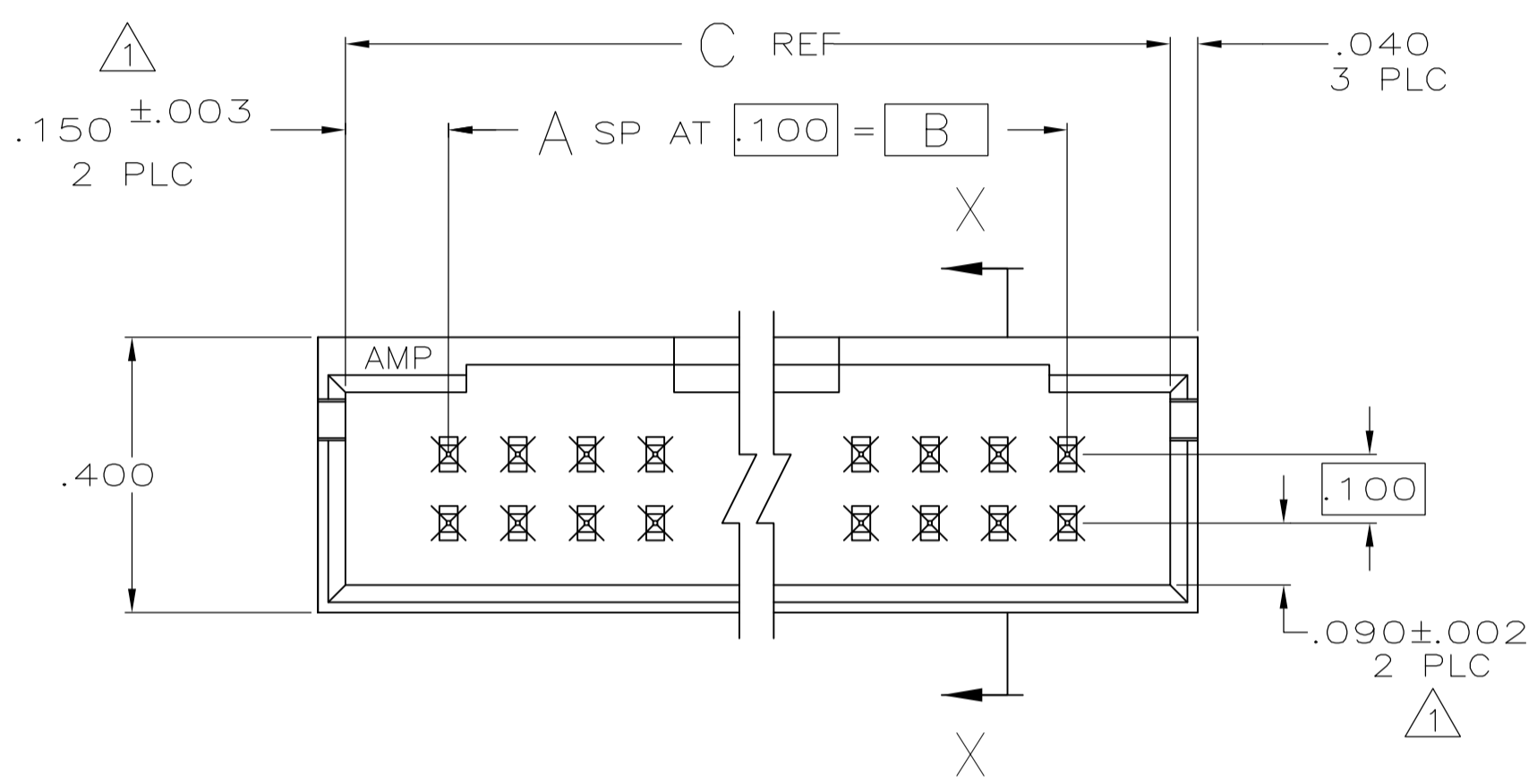
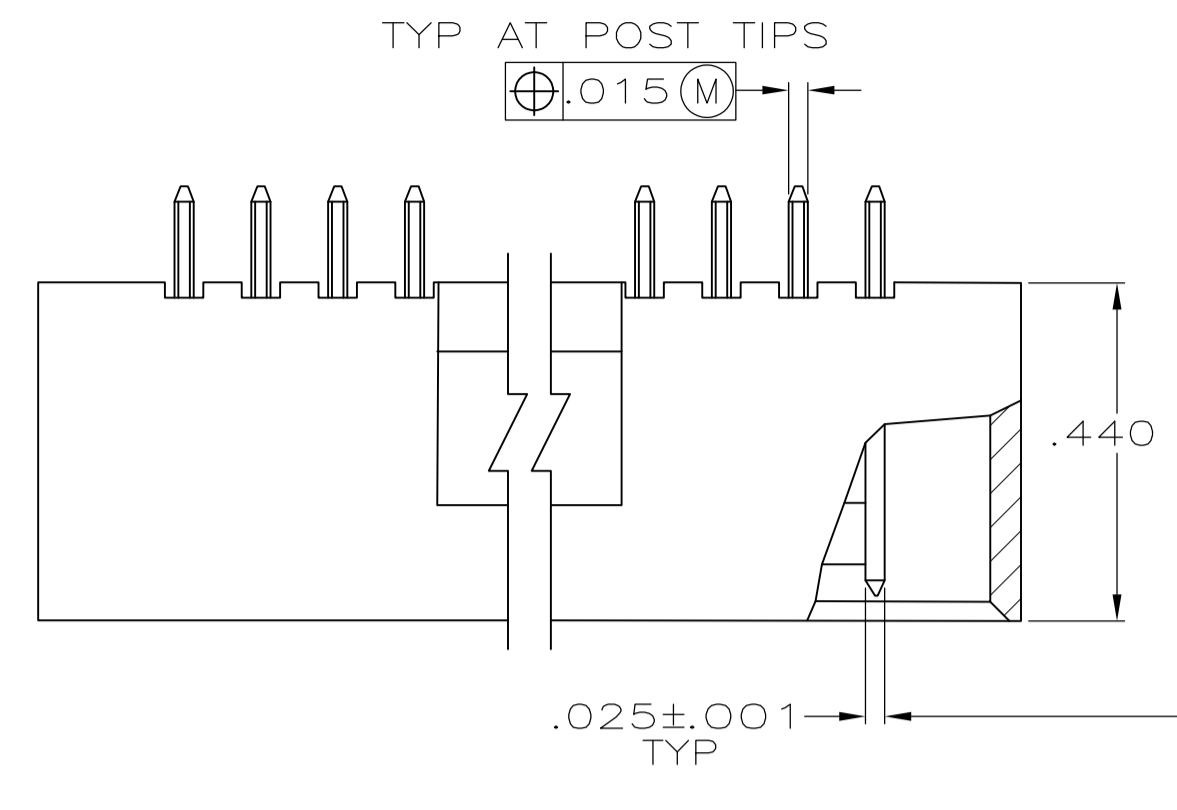


- 1 THE NOTED DIMENSIONS APPLY AT THE INTERSECTION OF THE POST AND HOUSING
- 2 POINT OF MEASUREMENT FOR PLATING THICKNESS
- 3 MATERIAL: HOUSING- FLAME RETARDANT THERMOPLASTIC, COLOR- BLACK  
POSTS- PHOS BRONZE
- 4 FINISH: POSTS- .000015 GOLD IN CONTACT AREA,  
.000100-.000200 MATTE TIN-LEAD ON SOLDER TAIL,  
ALL OVER .000050 NICKEL
- 5 FINISH: POSTS- .000015 GOLD IN CONTACT AREA,  
.000100-.000200 MATTE TIN-LEAD ON SOLDER TAIL,  
ALL OVER .000050 NICKEL
- 6 OBSOLETE PARTS: OBSOLETE CIS STREAMLINING PER D.RENAUD/D.SINISI



RECOMMENDED HOLE LAYOUT

OBSOLETE	6	3.490	.190	3.800	3.500	35	72	8-102619-4
		3.390	.190	3.700	3.400	34	70	8-102619-3
		3.290	.190	3.600	3.300	33	68	8-102619-2
		3.190	.190	3.500	3.200	32	66	8-102619-1
		3.090	.190	3.400	3.100	31	64	8-102619-0
		2.990	.190	3.300	3.000	30	62	7-102619-9
		2.890	.190	3.200	2.900	29	60	7-102619-8
		2.790	.190	3.100	2.800	28	58	7-102619-7
		2.690	.190	3.000	2.700	27	56	7-102619-6
		2.590	.190	2.900	2.600	26	54	7-102619-5
OBSOLETE	6	2.490	.190	2.800	2.500	25	52	7-102619-4
		2.390	.190	2.700	2.400	24	50	7-102619-3
		2.290	.190	2.600	2.300	23	48	7-102619-2
		2.190	.190	2.500	2.200	22	46	7-102619-1
		2.090	.190	2.400	2.100	21	44	7-102619-0
		1.990	.190	2.300	2.000	20	42	6-102619-9
		1.890	.190	2.200	1.900	19	40	6-102619-8
		1.790	.190	2.100	1.800	18	38	6-102619-7
		1.690	.190	2.000	1.700	17	36	6-102619-6
		1.590	.190	1.900	1.600	16	34	6-102619-5
OBSOLETE	6	1.490	.190	1.800	1.500	15	32	6-102619-4
		1.390	.190	1.700	1.400	14	30	6-102619-3
		1.290	.190	1.600	1.300	13	28	6-102619-2
		1.190	.190	1.500	1.200	12	26	6-102619-1
		1.090	.190	1.400	1.100	11	24	6-102619-0
		.990	.190	1.300	1.000	10	22	5-102619-9
		.890	.190	1.200	.900	9	20	5-102619-8
		.790	.190	1.100	.800	8	18	5-102619-7
		.690	.190	1.000	.700	7	16	5-102619-6
		.590	.190	.900	.600	6	14	5-102619-5
OBSOLETE	6	.490	.190	.800	.500	5	12	5-102619-4
		.390	.190	.700	.400	4	10	5-102619-3
		.290	.190	.600	.300	3	8	5-102619-2
		.190	.190	.500	.200	2	6	5-102619-1
		3.490	.190	3.800	3.500	35	72	3-102619-4
		3.390	.190	3.700	3.400	34	70	3-102619-3
		3.290	.190	3.600	3.300	33	68	3-102619-2
		3.190	.190	3.500	3.200	32	66	3-102619-1
		3.090	.190	3.400	3.100	31	64	3-102619-0
		2.990	.190	3.300	3.000	30	62	2-102619-9
OBSOLETE	6	2.890	.190	3.200	2.900	29	60	2-102619-8
		2.790	.190	3.100	2.800	28	58	2-102619-7
		2.690	.190	3.000	2.700	27	56	2-102619-6
		2.590	.190	2.900	2.600	26	54	2-102619-5
		2.490	.190	2.800	2.500	25	52	2-102619-4
		2.390	.190	2.700	2.400	24	50	2-102619-3
		2.290	.190	2.600	2.300	23	48	2-102619-2
		2.190	.190	2.500	2.200	22	46	2-102619-1
		2.090	.190	2.400	2.100	21	44	2-102619-0
		1.990	.190	2.300	2.000	20	42	1-102619-9
OBSOLETE	6	1.890	.190	2.200	1.900	19	40	1-102619-8
		1.790	.190	2.100	1.800	18	38	1-102619-7
		1.690	.190	2.000	1.700	17	36	1-102619-6
		1.590	.190	1.900	1.600	16	34	1-102619-5
		1.490	.190	1.800	1.500	15	32	1-102619-4
		1.390	.190	1.700	1.400	14	30	1-102619-3
		1.290	.190	1.600	1.300	13	28	1-102619-2
		1.190	.190	1.500	1.200	12	26	1-102619-1
		1.090	.190	1.400	1.100	11	24	1-102619-0
		.990	.190	1.300	1.000	10	22	102619-9
OBSOLETE	6	.890	.190	1.200	.900	9	20	102619-8
		.790	.190	1.100	.800	8	18	102619-7
		.690	.190	1.000	.700	7	16	102619-6
		.590	.190	.900	.600	6	14	102619-5
		.490	.190	.800	.500	5	12	102619-4
		.390	.190	.700	.400	4	10	102619-3
		.290	.190	.600	.300	3	8	102619-2
		.190	.190	.500	.200	2	6	102619-1

6 SUPERCEDED BY 5-102619-7

FINISH	E	D	C	B	A	NO OF POSN	ASSEMBLY PART NUMBER

THIS DRAWING IS A CONTROLLED DOCUMENT. **STE** TE Connectivity

DIMENSIONS: INCHES. TOLERANCES UNLESS OTHERWISE SPECIFIED:

0 PLC	± .005
1 PLC	± .005
2 PLC	± .005
3 PLC	± .005
4 PLC	± .005
ANGLES	± .005

MATERIAL: FINISH: SEE TABLE. WEIGHT: -. SIZE: A1. CAGE CODE: 00779. DRAWING NO: 102619. RESTRICTED TO: CUSTOMER DRAWING. SCALE: 4:1. SHEET: 1 OF 1. REV: K2.