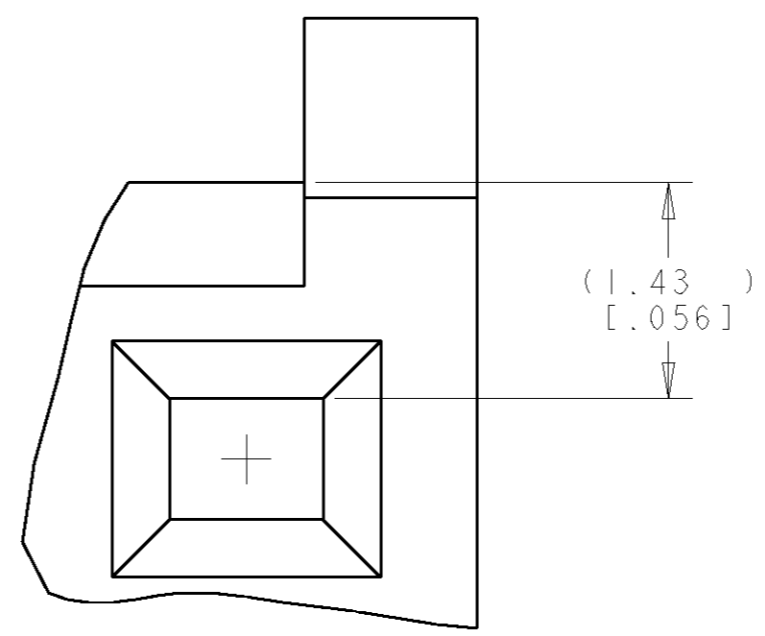
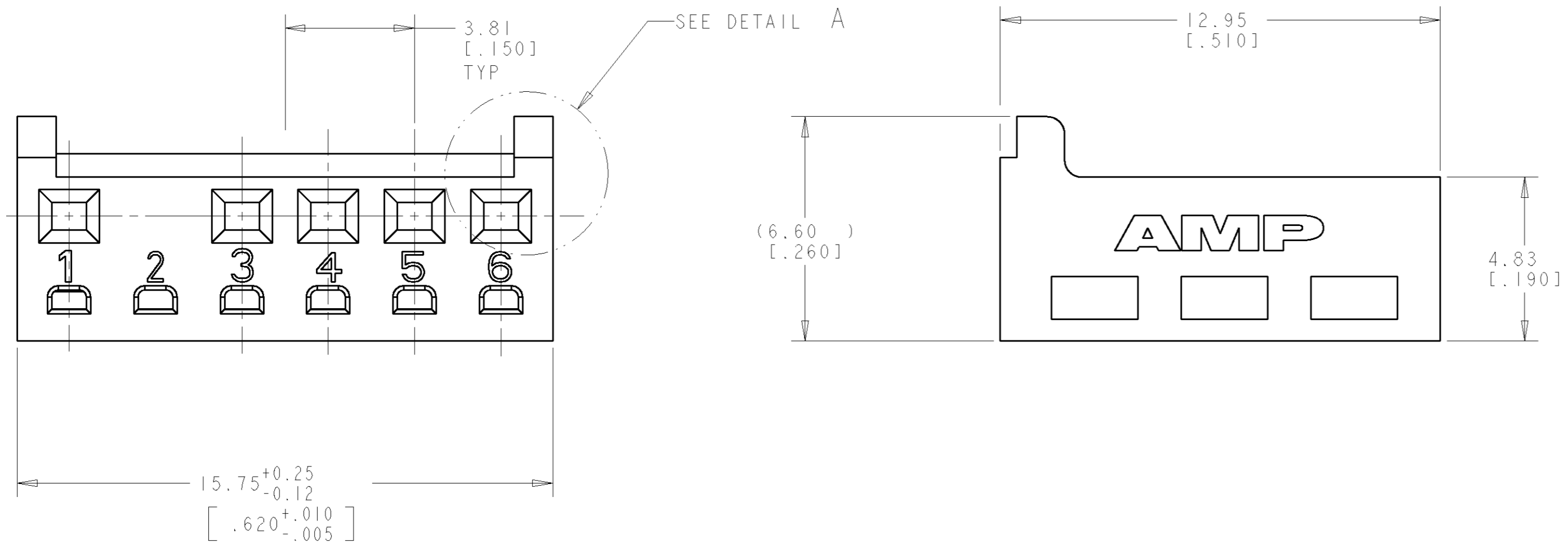


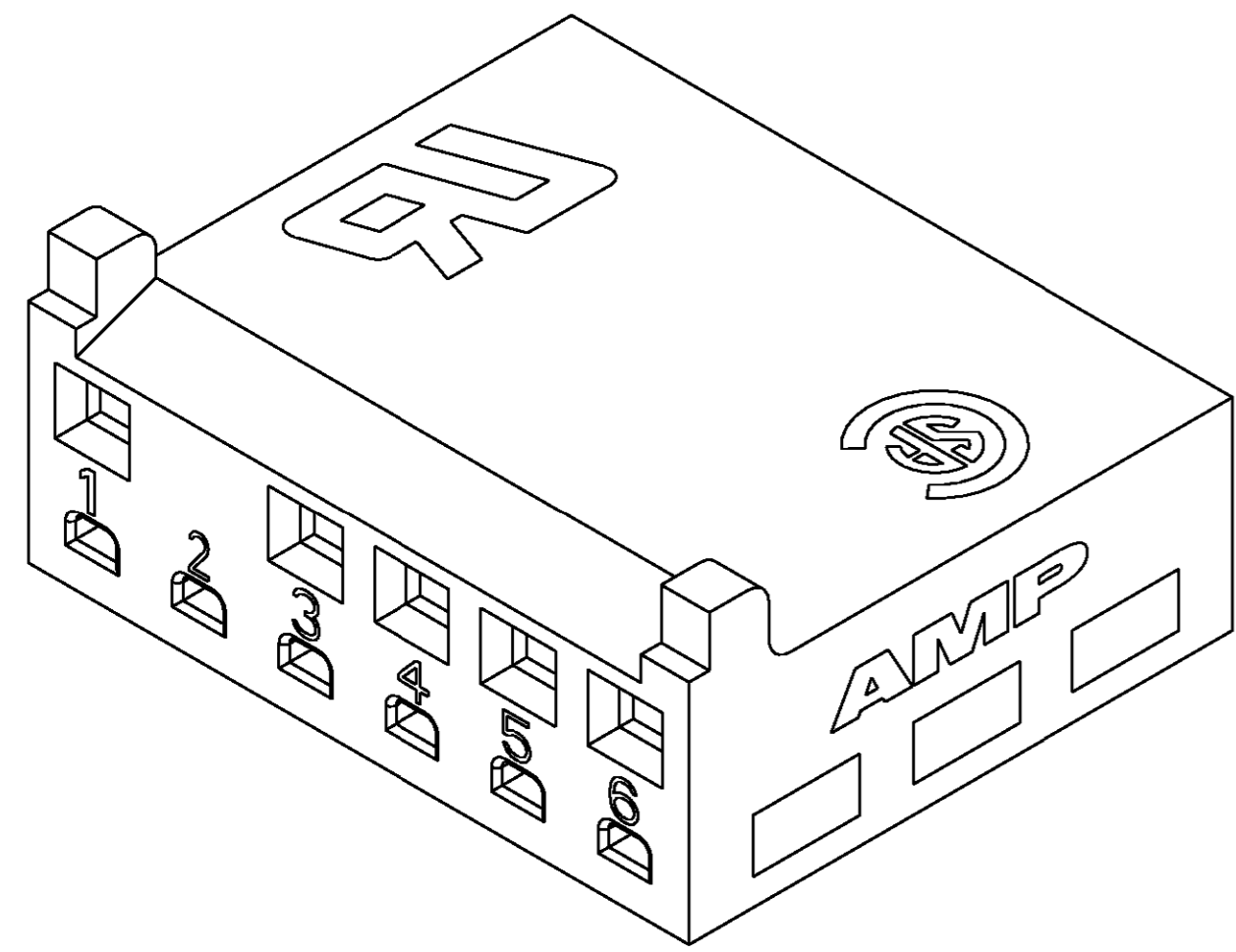
THIS DRAWING IS UNPUBLISHED. RELEASED FOR PUBLICATION 20  
 © COPYRIGHT 20 BY TYCO ELECTRONICS CORPORATION. ALL RIGHTS RESERVED.

LOC	DIST	REVISIONS					
CM	00	P	LTR	DESCRIPTION	DATE	DWN	APVD
			O	REVISED PER 063B-00388-02	05-AUG-02	KW	JE
			A	REVISED PER 063B-1070-04	03DEC04	KW	DB

1. ACCEPTS CONTACT P/N 1375819.
2. ACCEPTS MTA-100 KEYING PLUG P/N 641994-1.
3. DIMENSIONS IN BRACKETS ARE IN INCHES.
4. NOT FOR USE WITH CONTACT PART NUMBER 770601 OR 770666.



DETAIL A  
SCALE 20:1



647557-6 AS SHOWN

46.22 +0.25-0.13 [1.820 +.010-.005]	18	1-647557-8
15.75 +0.25-0.13 [0.620 +.010-.005]	6	647557-6
L	CKTS	PART NUMBER

METRIC

THIS DRAWING IS A CONTROLLED DOCUMENT FOR TYCO ELECTRONICS CORPORATION. IT IS SUBJECT TO CHANGE AND THE CONTROLLING ENGINEERING ORGANIZATION SHOULD BE CONTACTED FOR THE LATEST REVISION.		DWN K. WHITAKER 05AUG2002	Tyco Electronics Harrisburg, PA 17105-3608	
DIMENSIONS: mm [INCHES]		CHK J. ELLIS 05AUG2002	NAME HOUSING, CST-100 11, CIRCUIT 2 CLOSED	
TOLERANCES UNLESS OTHERWISE SPECIFIED: 0 PLC ± 1 PLC ± 2 PLC ±0.13(.005) 3 PLC ± 4 PLC ± ANGLES ±		APVD J. ELLIS 05AUG2002	PRODUCT SPEC 108-1948 APPLICATION SPEC 114-13036	
MATERIAL NYLON	FINISH -	WEIGHT -	SIZE A2	CAGE CODE 00779
CUSTOMER DRAWING		DRAWING NO 647557		RESTRICTED TO -
SCALE 8:1		SHEET 1 OF 1		REV A