

- NOTES:
- MATERIAL:
HOUSING: GLASS FILLED, PA6T, UL94V-0,
COLOR: BLACK
TERMINAL: 0.64 SQ PIN, COPPER ALLOY
 - PLATING TYPE:
(1) : GOLD FLASH OVER
50 MICRO INCHES MIN. NICKEL OVERALL.

(2) : 1 MICRO INCHES MIN. GOLD PLATE ON CONTACT AND
75 MICRO INCHES MIN. TIN ON SOLDERTAIL OVER
50 MICRO INCHES MIN. NICKEL OVERALL.

(3) : 10 MICRO INCHES MIN. GOLD PLATE ON CONTACT AND
75 MICRO INCHES MIN. TIN ON SOLDERTAIL OVER
50 MICRO INCHES MIN. NICKEL OVERALL.

(4) : 15 MICRO INCHES MIN. GOLD PLATE ON CONTACT AND
75 MICRO INCHES MIN. TIN ON SOLDERTAIL OVER
50 MICRO INCHES MIN. NICKEL OVERALL.

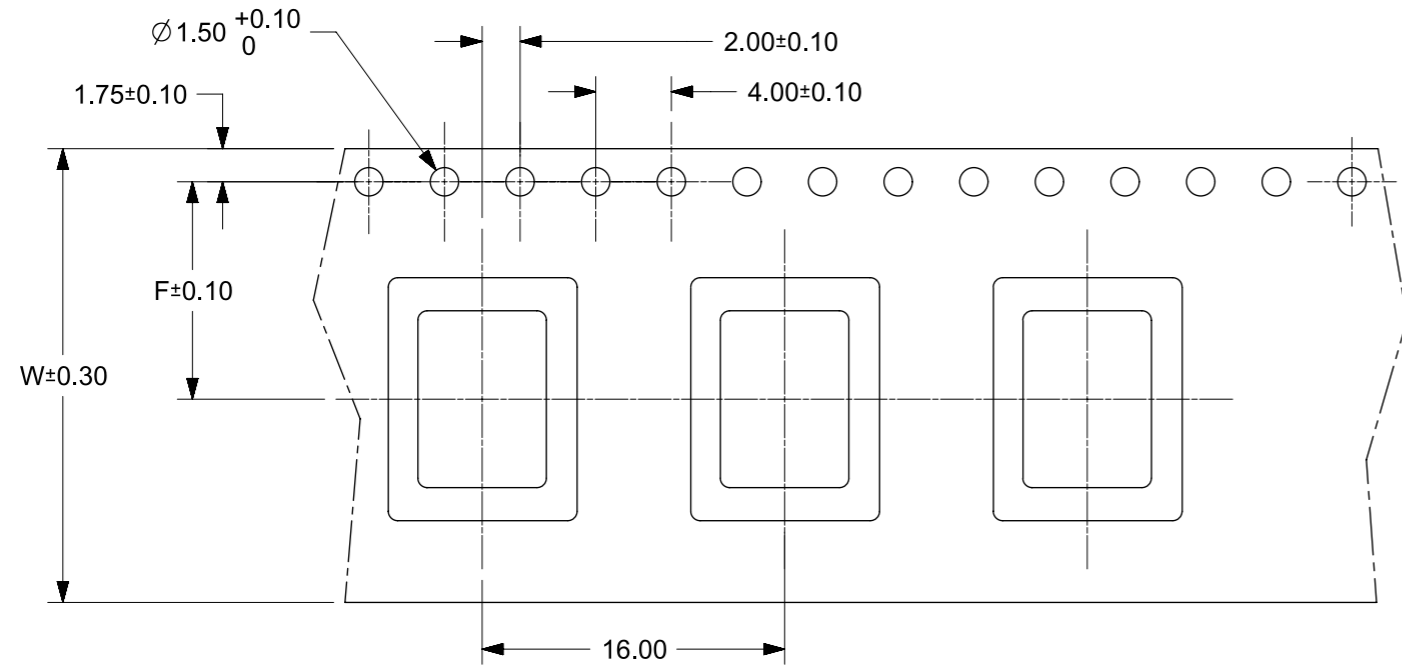
(5) : 30 MICRO INCHES MIN. GOLD PLATE ON CONTACT AND
75 MICRO INCHES MIN. TIN ON SOLDERTAIL OVER
50 MICRO INCHES MIN. NICKEL OVERALL.

(6) : 100 MICRO INCHES MIN. TIN IN SELECTED AREA OVER
50 MICRO INCHES MIN. NICKEL OVERALL.
 - PIN PUSHOUT FORCE: 1KG MIN IN EITHER DIRECTION
 - THE ABOVE 10 CKT IS FOR ILLUSTRATION PURPOSE ONLY.
 - FOR PACKAGING OPTION PLEASE REFER TO THE TABLE.
 - PACKAGING SPECIFICATION:
TRAY : PK-89990-489
TAPE AND REEL: PK-87898-400

RELEASE STATUS	RELEASE DATE
----------------	--------------

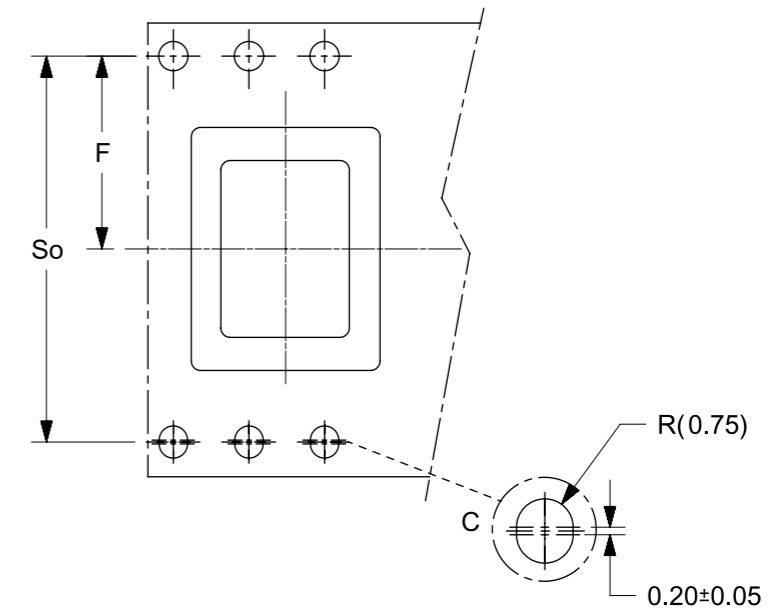
QUALITY SYMBOLS 	THIS DRAWING CONTAINS INFORMATION THAT IS PROPRIETARY TO MOLEX ELECTRONIC TECHNOLOGIES, LLC AND SHOULD NOT BE USED WITHOUT WRITTEN PERMISSION										
	ADD -0651 & -3686 EC NO: 115475 DRWN: FCSCC CHK'D: REV APPR: KHLIM	2017/07/28	2017/08/15	GENERAL TOLERANCES (UNLESS SPECIFIED)		DIMENSION UNITS	SCALE	 SALES DRAWING 2.54MM DUAL ROW HEADER WITH STANDOFF, T/H PRODUCT CUSTOMER DRAWING			
				MM	INCH	MM	NTS				
		4 PLACES	±	±	SKLIM01	2005/09/07					
		3 PLACES	±	±	BOKOK	2005/09/17					
		2 PLACES	±	0.2	±	MLONG	2010/09/06				
				1 PLACES	±	±					
				0 PLACES	±	±					
				ANGULAR TOL ± 3.0		DRAWING SIZE	THIRD ANGLE PROJECTION	SERIES: 87914 MATERIAL NUMBER: SEE TABLE CUSTOMER: GENERAL MARKET			
				DRAFT WHERE APPLICABLE MUST REMAIN WITHIN DIMENSIONS		A3		DOCUMENT NUMBER: SD-87914-022 DOC TYPE: PSD DOC PART: 000 SHEET NUMBER: 1 OF 3			

FOR TAPE WIDTH WITH SINGLE ROW SPROCKET HOLES.



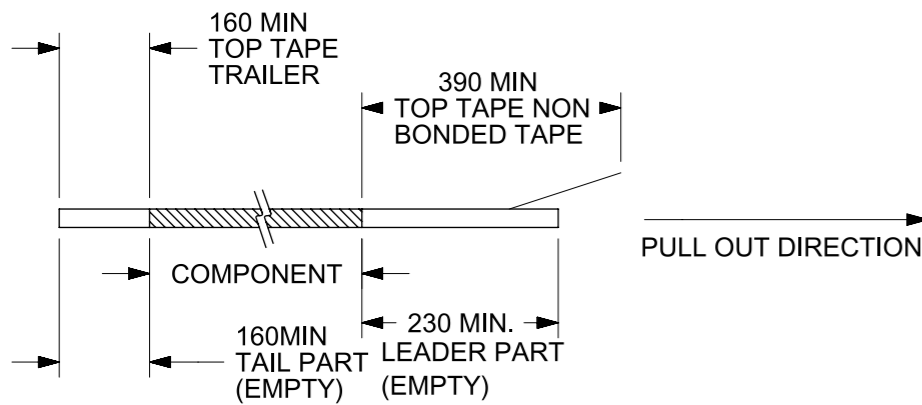
P/N	CKT SIZE	F	So	W	QTY/REEL
87914-0627	06	11.50	-	24.00	250
87914-0827	08	11.50	-	24.00	250

FOR TAPE WIDTH WITH 2 ROWS OF SPROCKET HOLES.



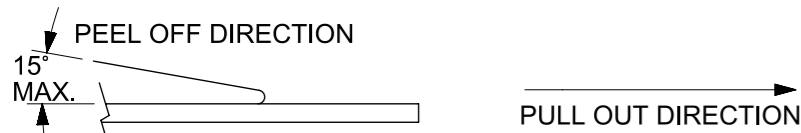
NOTES:

1. LEADER AND TRAILER TAPE



VIEW OF PART ORIENTATION IN TAPE & REEL

2. PEELING OFF FORCE OF THE TOP TAPE: 10 - 130gf. (A9)
(PEELING DIRECTION AS SHOWN IN FOLLOWING FIGURE)



3. TAPE AND REEL SPECIFICATION IS AS PER EIA-481.
4. THE TAPE IS TREATED FOR ANTI-STATIC.

THIS DRAWING CONTAINS INFORMATION THAT IS PROPRIETARY TO MOLEX ELECTRONIC TECHNOLOGIES, LLC AND SHOULD NOT BE USED WITHOUT WRITTEN PERMISSION												
QUALITY SYMBOLS ▽ = 0 ▽ = 0 ▽ = 0 ▼ = 0 ▽ = 0 ⊠ = 0 ■ = 0 ▽ = 0	ADD -0651 & -3686	2017/07/28	2017/08/15	GENERAL TOLERANCES (UNLESS SPECIFIED)		DIMENSION UNITS	SCALE					
	EC NO: 115475	DRWN: FCSCC	CHK'D: KHLIM	MM	INCH	MM	NTS					
	DRW: FCSCC	APP: KHLIM	APPR: KHLIM	4 PLACES	±	±	SKLIM01	2005/09/07	SALES DRAWING 2.54MM DUAL ROW HEADER WITH STANDOFF, T/H			
	REV: A9	REV: A9	REV: A9	3 PLACES	±	±	BOKOK	2005/09/17				
	REV: A9	REV: A9	REV: A9	2 PLACES	±	0.2	±	APPR BY	DATE	PRODUCT CUSTOMER DRAWING		
REV: A9	REV: A9	REV: A9	1 PLACES	±	±	MLONG	2010/09/06					
REV: A9	REV: A9	REV: A9	0 PLACES	±	±	ANGULAR TOL ± 3.0	DRAWING SIZE	THIRD ANGLE PROJECTION	SERIES	MATERIAL NUMBER	CUSTOMER	
REV: A9	REV: A9	REV: A9	ANGULAR TOL ± 3.0	DRAFT WHERE APPLICABLE MUST REMAIN WITHIN DIMENSIONS		A3	3		87914	SEE TABLE	GENERAL MARKET	
REV: A9	REV: A9	REV: A9	DRAFT WHERE APPLICABLE MUST REMAIN WITHIN DIMENSIONS						DOCUMENT NUMBER	DOC TYPE	DOC PART	SHEET NUMBER
REV: A9	REV: A9	REV: A9							SD-87914-022	PSD	000	2 OF 3

RELEASE STATUS	RELEASE DATE

PART NO FOR TRAY PACKAGING	PART NO. FOR TUBE WITHOUT CAP PACKAGING	PART NO. FOR TUBE WITH CAP PACKAGING	PART NO. FOR TAPE & REEL WITHOUT CAP PACKAGING	PART NO. FOR TAPE & REEL WITH CAP PACKAGING	CKT SIZE	VOID POSITION	PLATING TYPE	DIMENSIONS					
								A	B	F	M	P	G
-----	-----	-----	-----	87914-0627	6	-----	6	7.62	5.08	13.55	8.08	2.98	14.70
-----	-----	-----	----- (A9)	87914-0651	6	-----	4	7.62	5.08	17.29	12.00	3.00	18.29
87914-0629	-----	-----	-----	-----	6	-----	6	10.16	7.62	16.26	10.82	2.95	-
-----	-----	-----	-----	87914-0827	8	-----	6	10.16	7.62	13.55	8.08	2.98	14.70
87914-3638	-----	----- (A9)	87914-3686	-----	36	-----	6	45.72	43.18	12.10	7.01	2.60	-

THIS DRAWING CONTAINS INFORMATION THAT IS PROPRIETARY TO MOLEX ELECTRONIC TECHNOLOGIES, LLC AND SHOULD NOT BE USED WITHOUT WRITTEN PERMISSION															
QUALITY SYMBOLS 	ADD -0651 & -3686 EC NO: 115475 DRWN: FCSCC CHK'D: REV APPR: KHLIM	2017/07/28 2017/08/15	GENERAL TOLERANCES (UNLESS SPECIFIED)		DIMENSION UNITS		SCALE								
					MM	INCH	MM	NTS							
			4 PLACES ±		±	±	DRWN BY	DATE	SKLIM01		2005/09/07		SALES DRAWING 2.54MM DUAL ROW HEADER WITH STANDOFF, T/H		
			3 PLACES ±		±	±	CHK'D BY	DATE	BOKOK		2005/09/17				
			2 PLACES ± 0.2		±	±	APPR BY	DATE	MLONG		2010/09/06		PRODUCT CUSTOMER DRAWING SERIES: 87914 MATERIAL NUMBER: SEE TABLE CUSTOMER: GENERAL MARKET		
			1 PLACES ±		±	±	DRAWING SIZE	THIRD ANGLE PROJECTION	A3						
			0 PLACES ±		±	±	ANGULAR TOL ± 3.0		DRAFT WHERE APPLICABLE MUST REMAIN WITHIN DIMENSIONS		DOCUMENT NUMBER: SD-87914-022		DOC TYPE: PSD	DOC PART: 000	SHEET NUMBER: 3 OF 3

RELEASE STATUS	RELEASE DATE
----------------	--------------