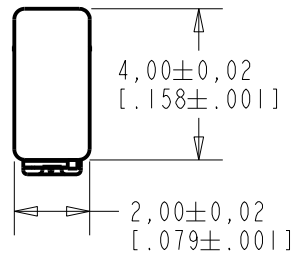
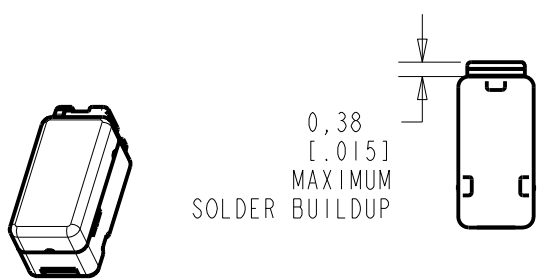
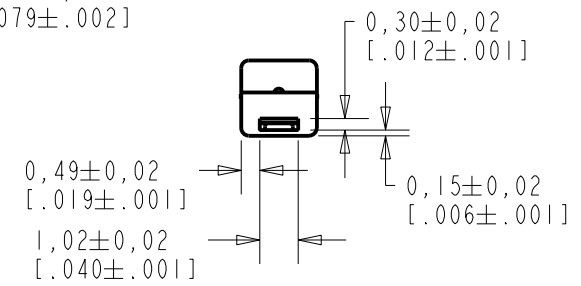
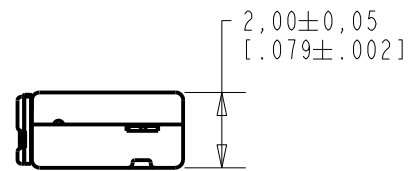
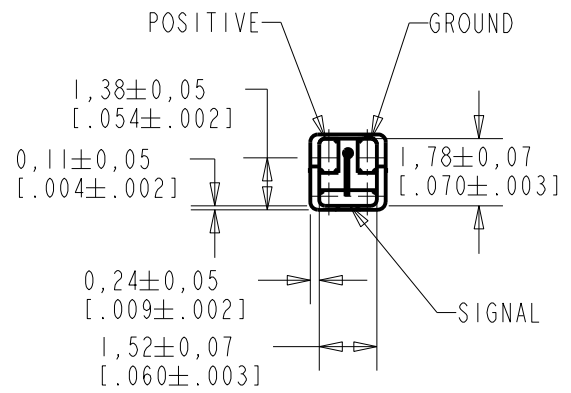


**CA38-30775-000**  
SHT 1.1



NOTES:

1. INCREASED PRESSURE AT SOUND INLET CAUSES A POSITIVE GOING VOLTAGE TO APPEAR AT THE OUTPUT TERMINAL, RELATIVE TO THE NEGATIVE TERMINAL.



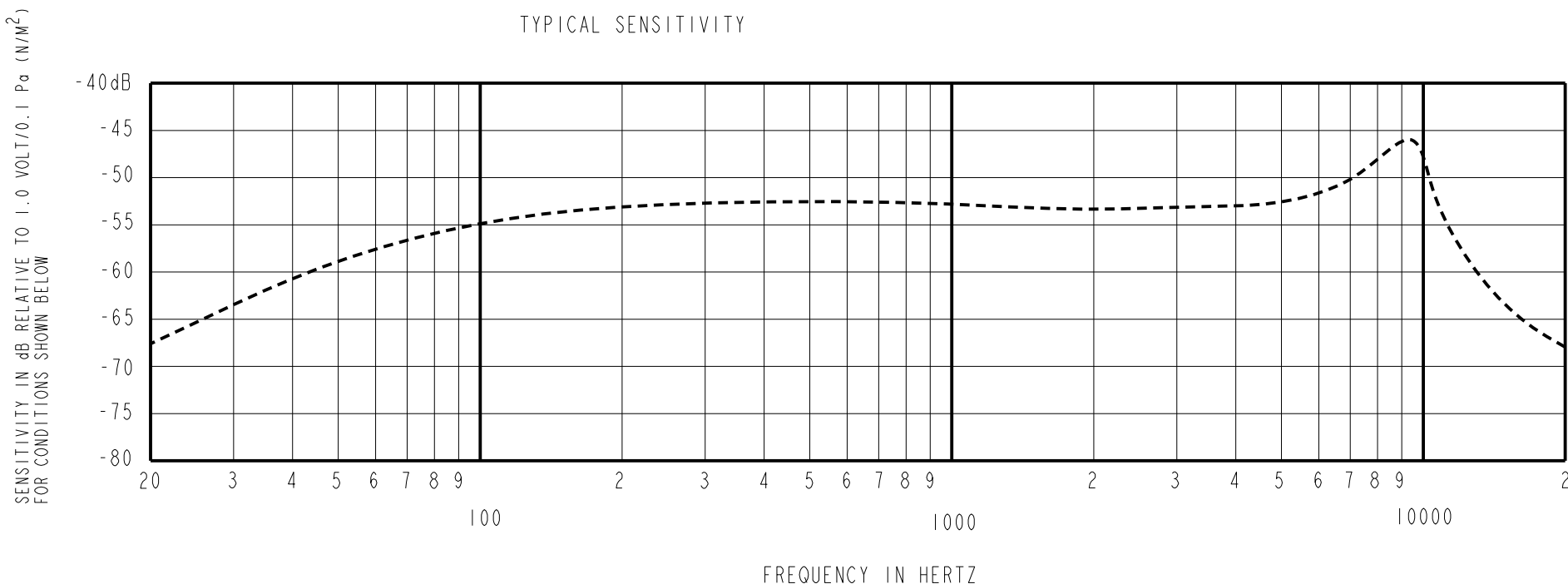
NOMINAL WEIGHT  
.052 GRAMS

DIMENSIONS IN MILLIMETERS [INCHES]

**KNOWLES ELECTRONICS**  
ITASCA, ILLINOIS U.S.A.

Revision	C.O. #	Implementation Date	RELEASE LEVEL	REVISION	
			<b>Active</b>	<b>D</b>	
D	MI0104290	8-10-11			
SCALE: 5:1					
DO NOT SCALE DRAWING			DR. BY	DATE	
TITLE: <b>MICROPHONE</b> OUTLINE DRAWING			<b>CA38-30775-000</b> SHT 1.1		LSY 7-27-10
					CK. BY
					GJP 7-28-10
					APP. BY
					GJP 7-28-10

TYPICAL SENSITIVITY



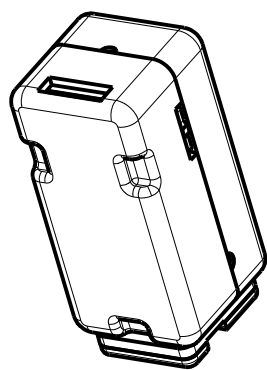
SENSITIVITY MEASURED IN A PRESSURE CAVITY UNDER THE NOMINAL CONDITIONS SHOWN BELOW

POWER REQUIREMENT					
PARAMETER	UNIT	MINIMUM	NOMINAL	MAXIMUM	REMARKS
SUPPLY VOLTAGE RANGE	VDC	0.9	0.9	1.6	-

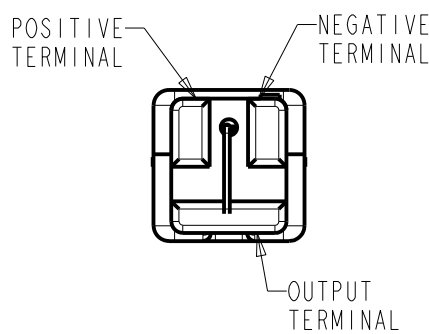
PERFORMANCE					
PARAMETERS	UNIT	MINIMUM	NOMINAL	MAXIMUM	REMARKS
SENSITIVITY	80 Hz	-5.0	-3.0	-1.0	re SENSITIVITY AT 1 kHz
	1000 Hz	-56.0	-53.0	-50.0	dB re 1V/0.1Pa
	8000-11000 Hz	+3.0	+6.0	+9.0	re SENSITIVITY AT 1 kHz
CURRENT DRAIN	µA	-	22.0	29.0	-
OUTPUT LOAD VOLTAGE	V <sub>L</sub>	0.28	0.43	0.58	OPEN LOAD
A-WEIGHTED NOISE	dB SPL	-	25.0	27.0	INPUT REFERRED NOISE re SENSITIVITY AT 1kHz
OUTPUT IMPEDANCE	Ohms	2800	4400	6800	

NOTES: 1. CASE CONNECTED TO NEGATIVE TERMINAL.

2. SENSITIVITY AND NOISE VALUES INDICATED ON THIS SPECIFICATION ARE VALID WHEN TESTED AT 909 KOhm//<1500pF LOAD IMPEDANCE. TYPICAL TEST ENVIRONMENT: 50% RH, 21°C (70°F)

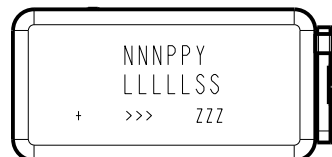


PORT LOCATION: 12N



TERMINAL DEFINITION

CENTER LASER MARKING



NNN IS THE MODEL NUMBER CODE
PP IS THE PRODUCTION WEEK (01-52)
Y IS THE PRODUCTION YEAR (0-9)
LLLLL IS THE LOT NUMBER
SS IS THE SUB-LOT NUMBER (01-99)
+ IS THE POSITIVE TERMINAL FOR PAIRS
>>> IS THE LEADING/LAGGING INDICATOR FOR PAIRS
ZZZ IS A SERIAL NUMBER FOR ENGINEERING SAMPLES

KNOWLES RESERVES THE RIGHT TO MAKE CHANGES TO IMPROVE RELIABILITY AND PERFORMANCE OF THE PRODUCT.

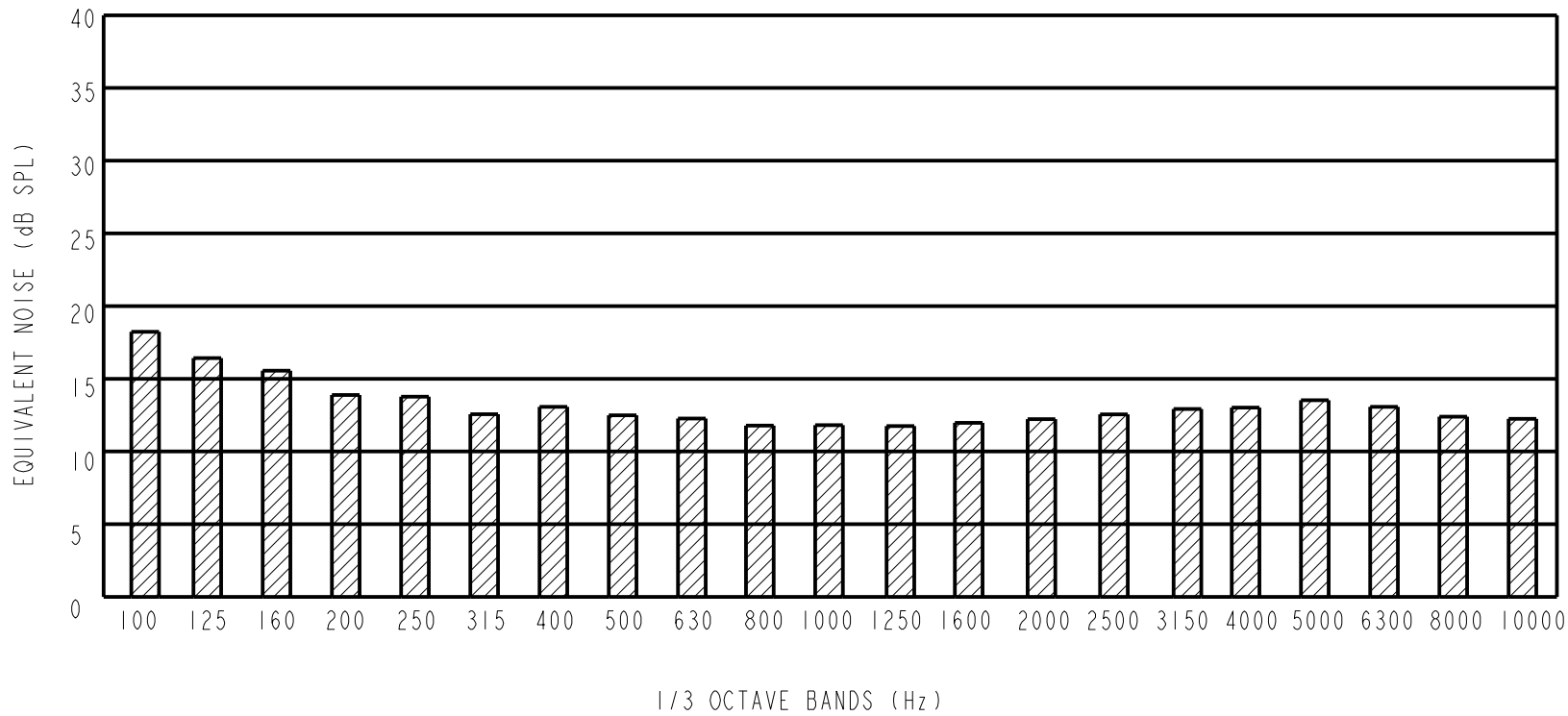
Revision	C.O. #	Implementation Date	RELEASE LEVEL	REVISION
D	MI0104290	8-10-11	Active	D

WHEN TEST LIMITS ARE USED TO ESTABLISH INCOMING INSPECTION ACCEPTANCE/REJECTION CRITERIA, CORRELATION OF TEST EQUIPMENT WITH KNOWLES IS ALSO REQUIRED FOR ELIMINATION OF EQUIPMENT AND TEST METHOD VARIATION		DR. BY	DATE
TITLE: <b>MICROPHONE</b> PERFORMANCE SPECIFICATION		LSY	7-27-10
		GJP	7-28-10
CA38-30775-000 SHT 2.1		APP. BY	DATE
		GJP	7-28-10

**KNOWLES ELECTRONICS**  
ITASCA, ILLINOIS U.S.A.

A) 1/3 OCTAVE INPUT REFERRED NOISE



B) PERFORMANCE

PERFORMANCE						
PARAMETERS		UNIT	MINIMUM	TYPICAL	MAXIMUM	REMARKS
POWER SUPPLY REJECTION RATIO (PSRR)	1000 Hz	dB	-	-36	-18	SUPPLY VOLTAGE @ 0.9 VDC
INPUT REFERRED VIBRATION SENSITIVITY	1000 Hz	dB SPL	-	-	60	BLOCKED PORT; 1g ACCELERATION
HUMIDITY COEFFICIENT	1000 Hz	dB		0.03		PER %RH
TEMPERATURE RANGE	OPERATION	°C (°F)	-17 (1.4)	-	63 (145.4)	CELSIUS (FAHRENHEIT)
	STORAGE	°C (°F)	-40 (-40)	-	63 (145.4)	CELSIUS (FAHRENHEIT)
ESD TOLERANCE	MIL-STD-750 CLASS 2 RATING EOS/ESD-S5.1-1993 CLASS 2 RATING					

KNOWLES RESERVES THE RIGHT TO MAKE CHANGES TO IMPROVE RELIABILITY AND PERFORMANCE OF THE PRODUCT.

Revision	C.O. #	Implementation Date	RELEASE LEVEL	REVISION
D	MI0104290	8-10-11	<b>Active</b>	<b>D</b>

WHEN TEST LIMITS ARE USED TO ESTABLISH INCOMING INSPECTION ACCEPTANCE/REJECTION CRITERIA, CORRELATION OF TEST EQUIPMENT WITH KNOWLES IS ALSO REQUIRED FOR ELIMINATION OF EQUIPMENT AND TEST METHOD VARIATION		DR. BY	DATE
		LSY	7-27-10
		CK. BY	DATE
		GJP	7-28-10
		APP. BY	DATE
		GJP	7-28-10

TITLE:	<b>MICROPHONE</b>	<b>CA38-30775-000</b>
	PERFORMANCE SPECIFICATION	SHT 2.2

**KNOWLES ELECTRONICS**  
ITASCA, ILLINOIS U.S.A.