

Cable connector - ST-5ES1N8A8002S - 1607715

Please be informed that the data shown in this PDF Document is generated from our Online Catalog. Please find the complete data in the user's documentation. Our General Terms of Use for Downloads are valid (<http://download.phoenixcontact.com>)



Cable connector, straight, SPEEDCON locking, M17, Number of positions: 5+PE, Type of contact: Socket, Crimp connection, Shielded: Yes, Cable cross section: 3.5 mm...5 mm

The figure shows the 4-pos. (3+PE) product version



Key commercial data

Packing unit	1 PCE
Weight per Piece (excluding packing)	14.01 GRM
Custom tariff number	85366990
Country of origin	Germany

Technical data

General

Note	Order information Order crimp contacts Ø 1 mm separately
Type of locking	SPEEDCON locking
Direction of rotation of contact chamber numbering	Standard
Coding	N
Contact connection method	Crimp connection
Type of contacts	Socket
Number of positions	6
Contact diameter of power contacts	1 mm
Nominal current per power contact at 25°C	14 A
Contact diameter of signal contacts	1 mm
Conductor entry	3.5 mm ... 5 mm

Ambient conditions

Ambient temperature	-20 °C ... 125 °C
Degree of protection	IP67

Cable connector - ST-5ES1N8A8002S - 1607715

Technical data

Material

Housing material	Turned parts: copper zinc alloy (CuZn), die-cast parts: zinc (GD-Zn)
Insulator material	PA 66
Gasket and O-ring material	FPM

Specifications according to DIN EN 61984:2001

Installation height max.	3000 m
Nominal / operating voltage of power contacts	630 V
Rated surge voltage of power contacts	6 kV
Surge voltage category of power contacts	III
Pollution degree of power contacts	3

Classifications

eCl@ss

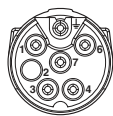
eCl@ss 4.0	272607xx
eCl@ss 4.1	272607xx
eCl@ss 5.0	27260701
eCl@ss 5.1	27260701
eCl@ss 6.0	27260708

ETIM

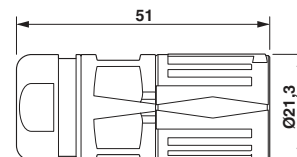
ETIM 3.0	EC001121
ETIM 4.0	EC001121
ETIM 5.0	EC002641

Drawings

Schematic diagram

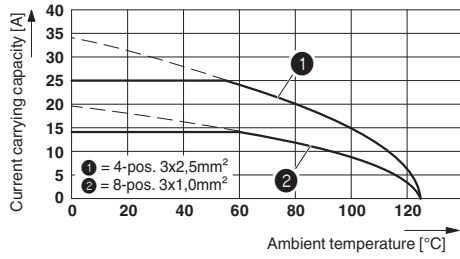


Dimensioned drawing



Cable connector - ST-5ES1N8A8002S - 1607715

Diagram



Diagram

