

VPS20-1250

Electrical Specifications (@25C)

1. Maximum Power: 25VA
2. Primary - **Series:** 230VAC@50/60Hz; **Parallel:** 115VAC@50/60Hz
3. Secondary - **Series**¹: 20V CT@ 1.25A; **Parallel**²: 10.0V @ 2.5A
4. Voltage Regulation: 25% TYP @ full load to no load
5. Temperature Rise: 30C TYP (45C MAX allowed)
6. Insulation Resistance: 100MΩ
7. Recommended Fuse³:
 Series: Inherently limited. No fusing required.
 Parallel: Littelfuse p/n 313 3HXP, 3A 250V, slow blow, ¼ x 1 ¼ or,
 Cooper Bussmann p/n BKMDL-3, 3A 250V, ¼ x 1 ¼

Construction:

Dual bobbin construction with an insulated shroud, both made of a high temperature material that exceeds UL flammability requirements.

Safety:

These units are designed with 4000VAC isolation between the primary and secondary, and also, between each winding and the core.

Agency File:

UL: File E53148, UL 5085-1 and 2 (formerly UL 506), General Purpose.
 File E65390, UL 5085-1 and 3 (formerly UL1585), Class 2/3
 CSA: File LR 221330. C22.2 NO. 66, General Purpose.
 TUV: File R72182067, EN 61558-1:2005+A1, EN61558-2-6:2009. Double Insulated.
 Non-inherently Short-Circuit-Proof.



A. Dimensions:

Unit: In inches

H	W	D	A	B	C	T	MW	ML
2-5/16	2-13/16	1-15/16	2	1-1/8	5/16	3/16	2-3/8	-

B. Mounting Hole Size: 3/16"

C. WT Lbs. : 1.25

D. Terminal Size: 0.187" x 0.020"

Connections⁴:

Input: Series – 6 and 1, Jumper 5 to 2

Parallel – 6 and 1, Jumper 6 to 2 and 5 to 1

Output: Series – 12 and 7, Jumper 11 to 8

Parallel – 12 and 7, Jumper 12 to 8 and 11 to 7

RoHS Compliance: As of manufacturing date February 2016, all standard products meet the requirements of 2015/863/EU, known as the RoHS 3 initiative.

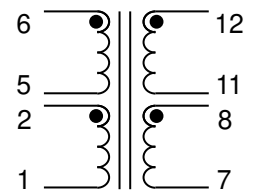
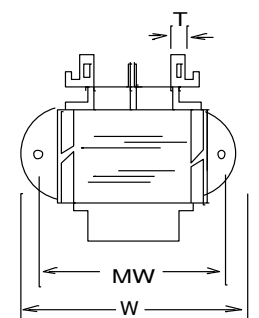
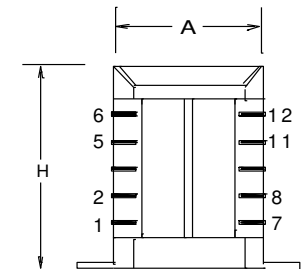
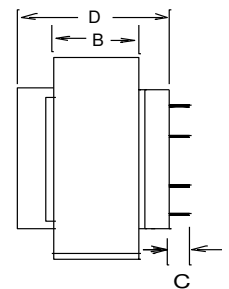
* Upon printing, this document is considered "uncontrolled". Please contact Triad Magnetics' website for the most current version.

¹ Inherently limited. Class 2 not wet, Class 3 wet.

² Non-Inherently limited. Class 2.

³ Fuse must be used on **secondary** as conditions of acceptability for UL Class2/3 operation.

⁴ Primary and secondary windings are designed to be connected in series or parallel. Windings are not intended to be used independently.



SCHMATIC