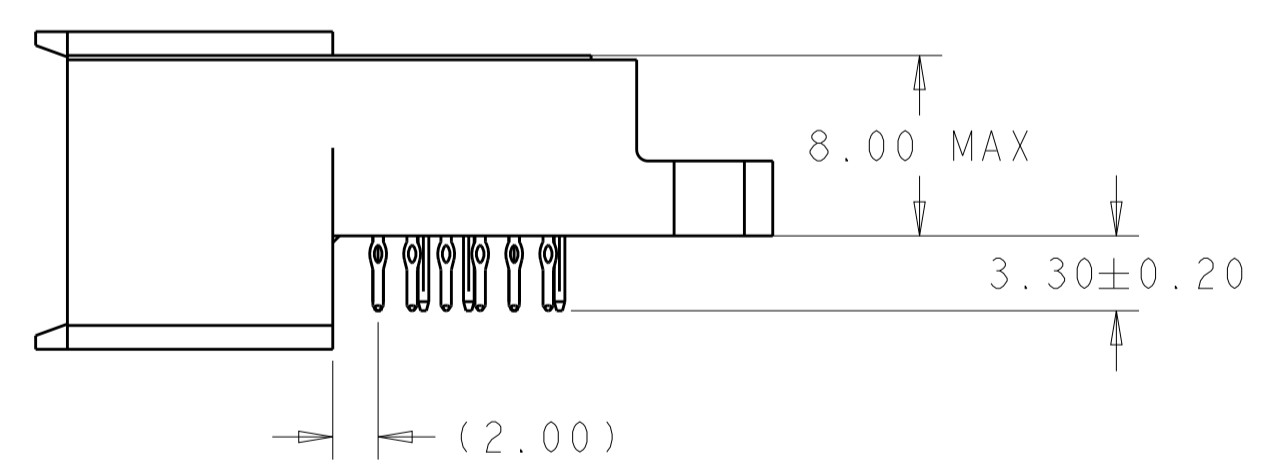
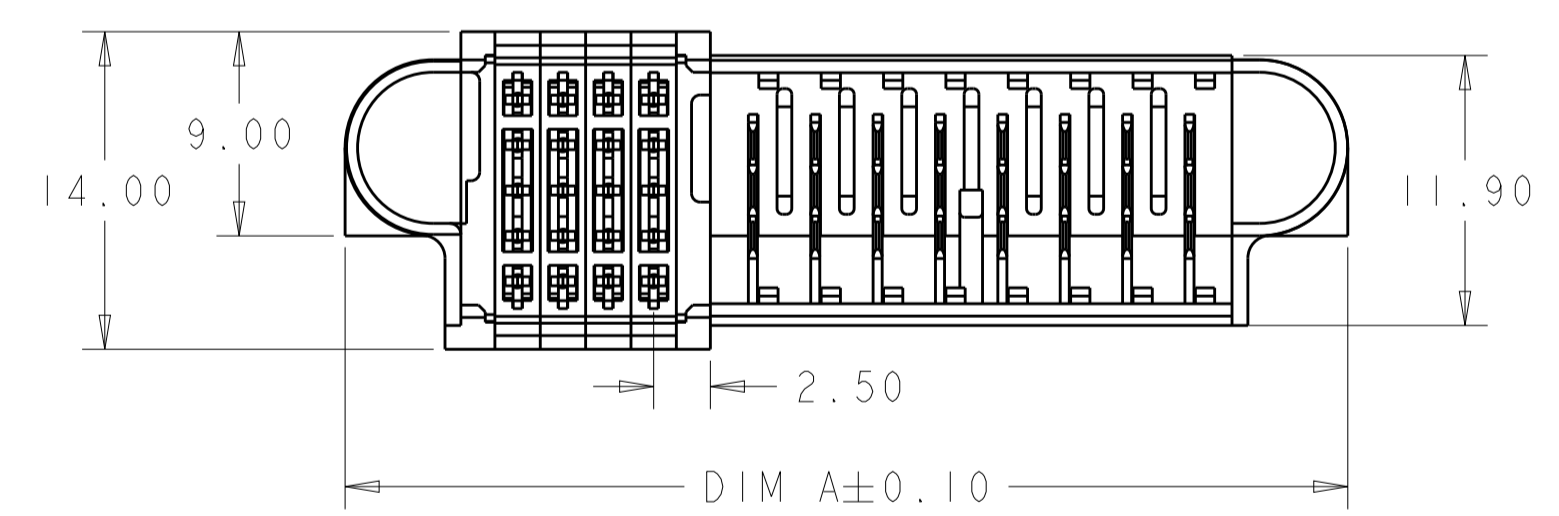
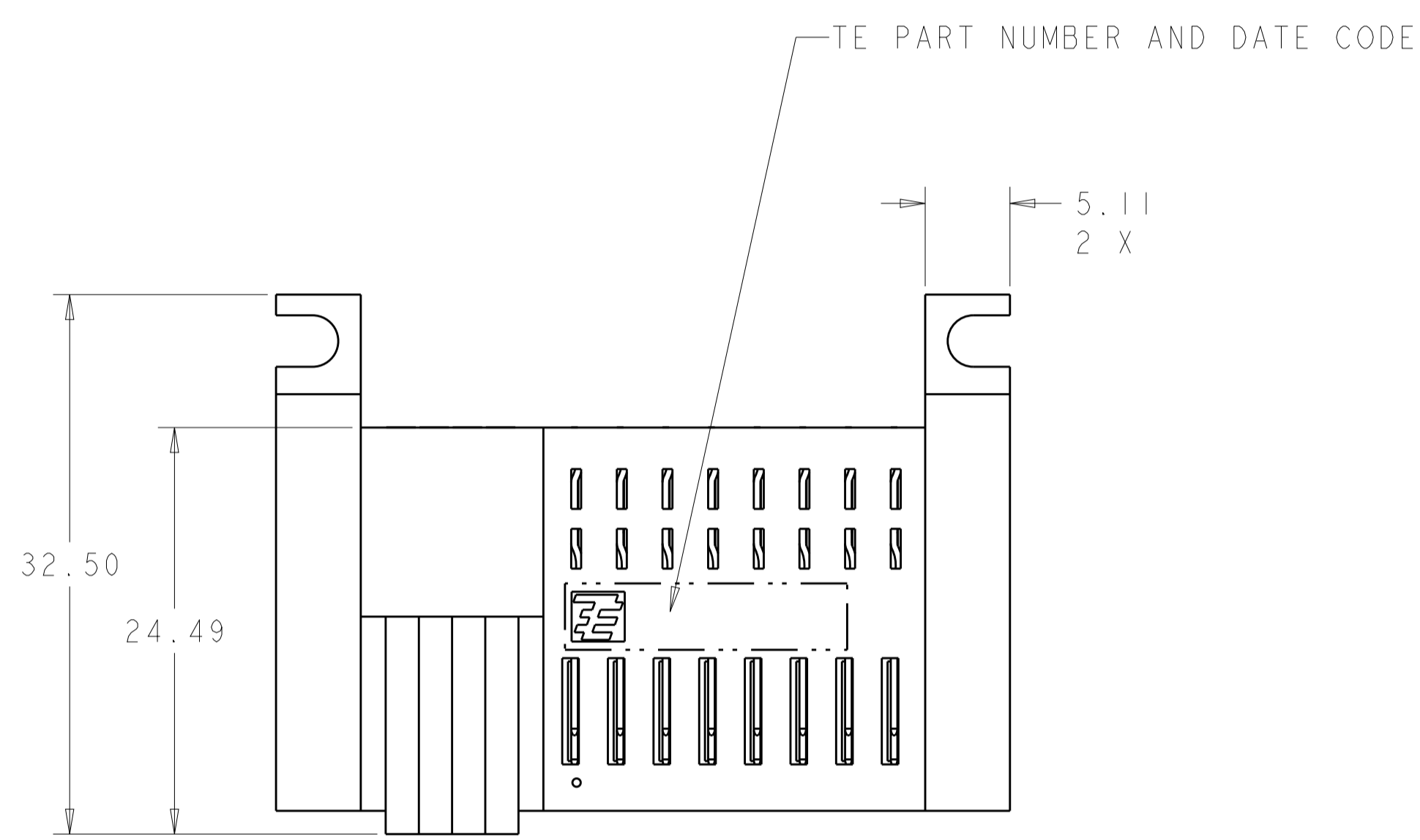


LOC		DIST		REVISIONS			
AA		00		REV	DATE	BY	APP'D
1				PROPOSAL DRAWING	27OCT2011	OL	SZ
2				REV PER ECR-12-018079	19OCT2012	OL	SZ
3				ADD NEW PART	09AUG2013	OL	SZ



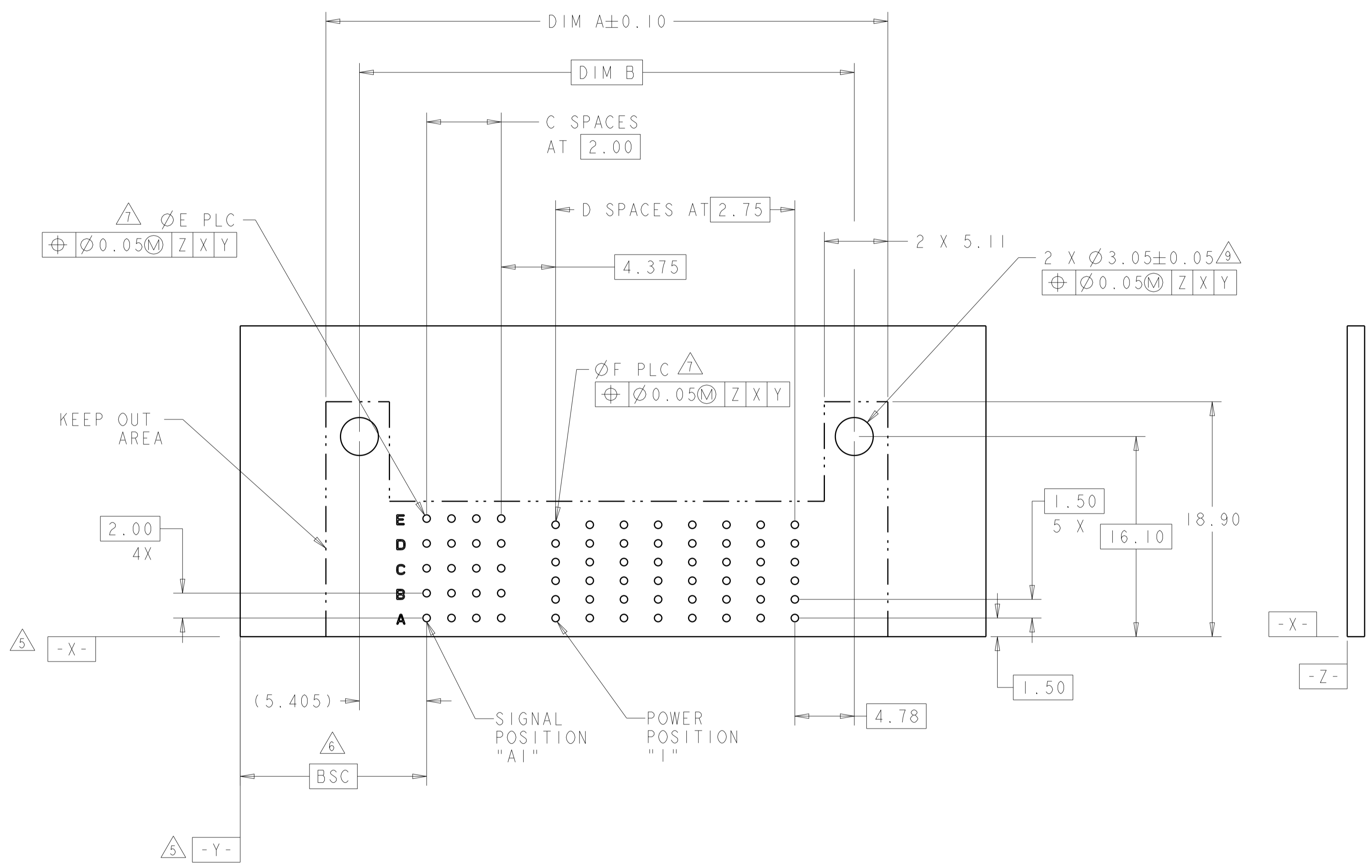
- HOUSING: GLASS FILLED LIQUID CRYSTAL POLYMER, COLOR: BLACK, UL 94 V-O RATED  
 SIGNAL CONTACT: PHOSPHOR BRONZE  
 SIGNAL OVERMOLD: GLASS FILLED POLYESTER  
 POWER CONTACT: COPPER ALLOY
  - SIGNAL CONTACT: 0.00127mm MIN NICKEL ALL OVER,  
 MATING AREA: 0.00076mm MIN GOLD OR  
 0.00008mm MIN GOLD OVER 0.00076mm MIN PALLADIUM-NICKEL  
 TAIL AREA: 0.0005mm MIN MATTE TIN  
  
 POWER CONTACT: 0.00127mm MIN NICKEL ALL OVER,  
 MATING AREA: 0.00076mm MIN GOLD OR  
 0.00008mm MIN GOLD OVER 0.00076mm MIN PALLADIUM-NICKEL  
 TAIL AREA: 0.0005mm MIN MATTE TIN
  - CONTACT MATING AREA LUBRICATED WITH BELLCORE APPROVED LUBRICANT,  
 TECHNICAL REFERENCE: GR-1217-CORE, ISSUE 1, NOVEMBER 1995.
  - THIS CONNECTOR EMPLOYS UL RECOGNIZED Z-PACK 2mm HM SIGNAL CONTACTS
- △ DATUMS AND BASIC DIMENSIONS TO BE ESTABLISHED BY CUSTOMER.
- △ PC BOARD THICKNESS 1.4mm MIN, FOR WAVE SOLDER PC BOARD THICKNESS 2.62 MAX
- △ SEE APPLICATION NOTE 114-13215 FOR PLATED THROUGH HOLE INFORMATION
8. SEE CUSTOMER DRAWING 1926845 FOR MATING CONNECTOR
- △ UNPLATED HOLES
- △ #4-40 UNC PAN HEAD SCREW WITH HEX NUT NOT SHOWN. PAN HEAD SCREW SUPPLIED BY CUSTOMER

1-1892786-1 SHOWN

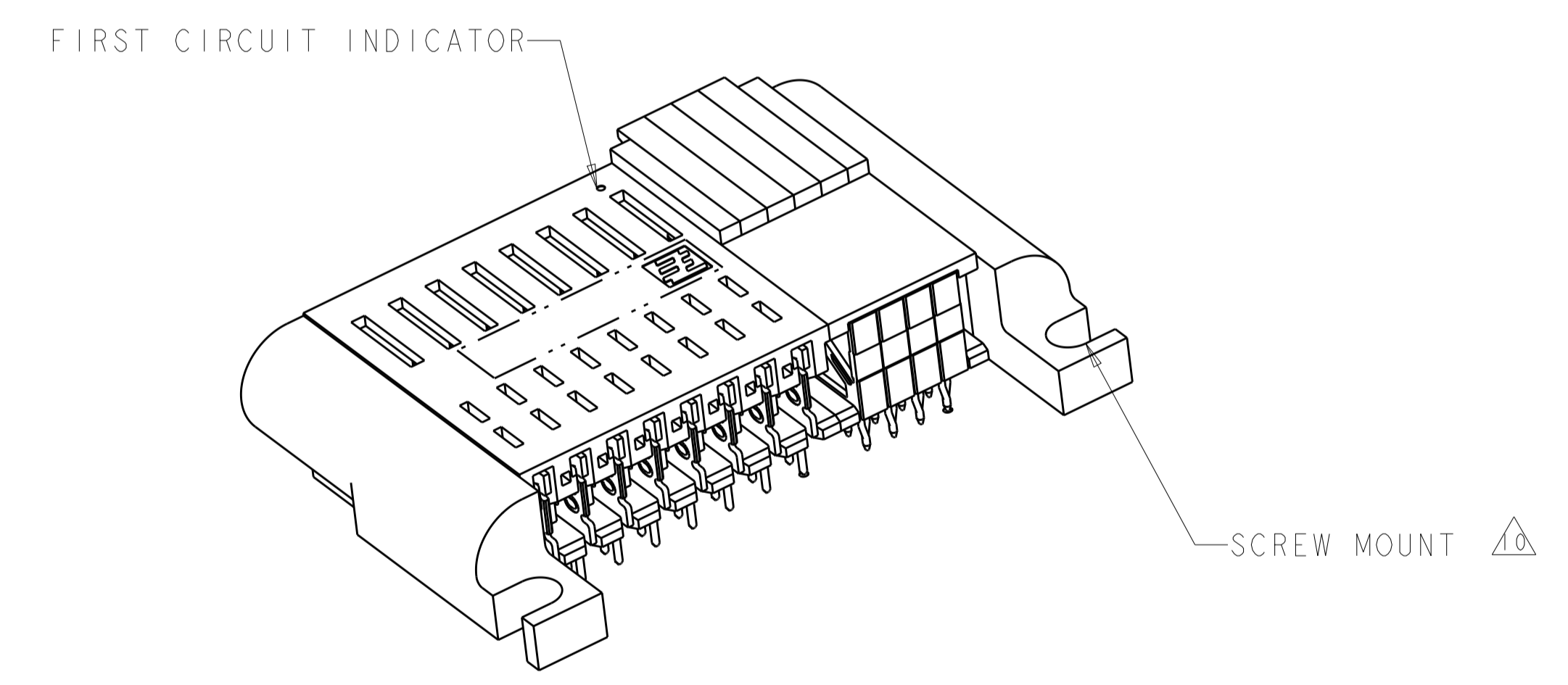
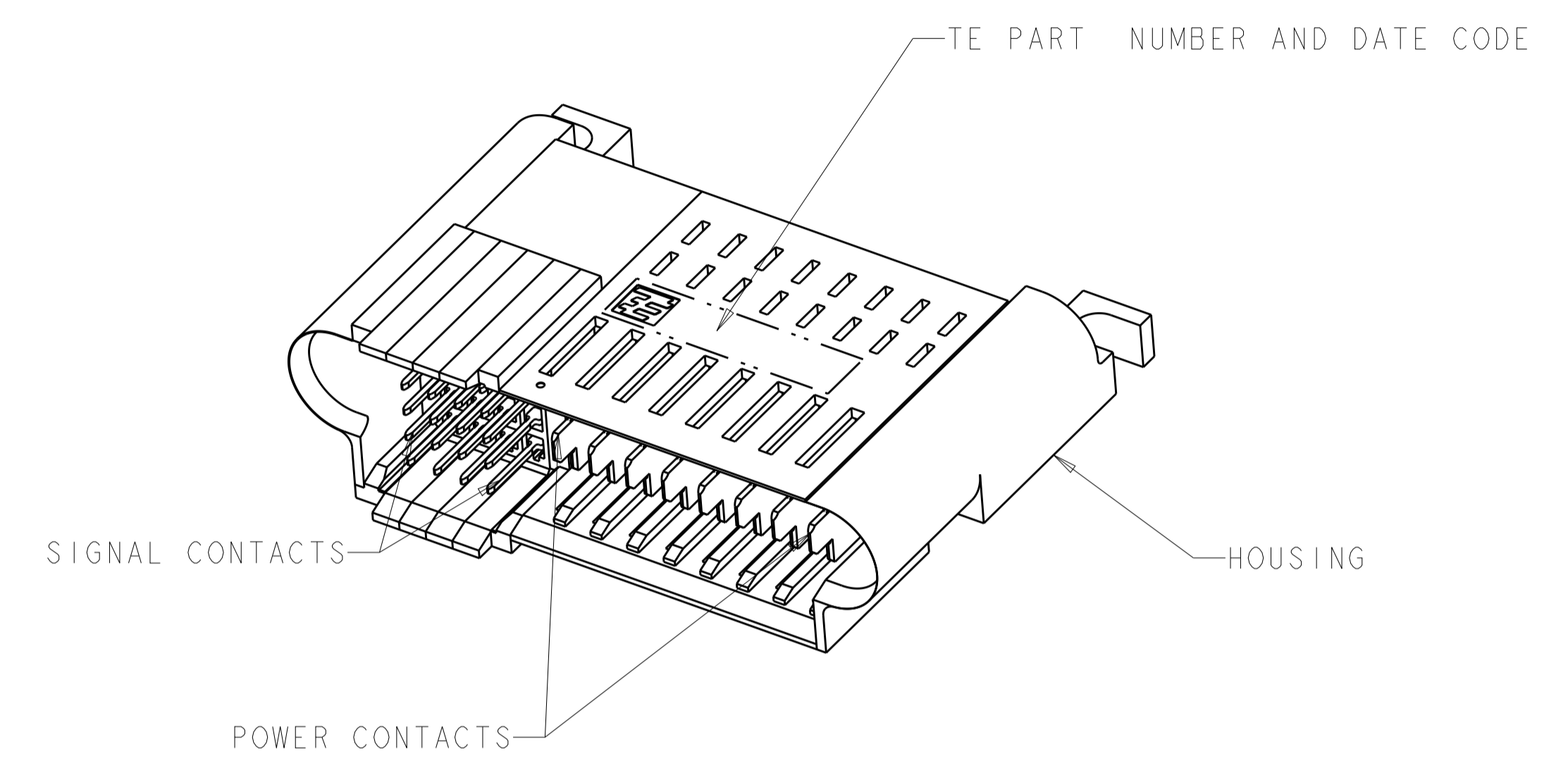
144	40	23	7	91.81	96.21	40S X 24P	7-1892786-7
96	25	15	4	63.81	68.21	25S X 16P	4-1892786-6
60	25	9	4	47.31	51.71	25S X 10P	2-1892786-5
48	25	7	4	41.81	46.21	25S X 8P	1-1892786-8
48	20	7	3	39.81	44.21	20S X 8P	1-1892786-1
72	25	11	4	52.81	57.21	25S X 12P	1892786-9
24	20	3	3	28.81	33.21	20S X 4P	1892786-4
F PLACES	E PLACES	D SPACES	C SPACES	DIM B	DIM A	NO OF POSITIONS	PART NUMBER

DIMENSIONS: mm TOLERANCES UNLESS OTHERWISE SPECIFIED: 0 PLC ± 1 PLC ±0.13 2 PLC ± 3 PLC ± 4 PLC ± ANGLES ±°		DIMENSIONS: mm TOLERANCES UNLESS OTHERWISE SPECIFIED: 0 PLC ± 1 PLC ±0.13 2 PLC ± 3 PLC ± 4 PLC ± ANGLES ±°		DIMENSIONS: mm TOLERANCES UNLESS OTHERWISE SPECIFIED: 0 PLC ± 1 PLC ±0.13 2 PLC ± 3 PLC ± 4 PLC ± ANGLES ±°		DIMENSIONS: mm TOLERANCES UNLESS OTHERWISE SPECIFIED: 0 PLC ± 1 PLC ±0.13 2 PLC ± 3 PLC ± 4 PLC ± ANGLES ±°	
MATERIAL: SEE NOTE 1 FINISH: SEE NOTE 2		MATERIAL: SEE NOTE 1 FINISH: SEE NOTE 2		MATERIAL: SEE NOTE 1 FINISH: SEE NOTE 2		MATERIAL: SEE NOTE 1 FINISH: SEE NOTE 2	
DWN: ORANDO LI 27OCT2011 CHK: SUNY ZHAO 27OCT2011 APVD: SUNY ZHAO 27OCT2011		DWN: ORANDO LI 27OCT2011 CHK: SUNY ZHAO 27OCT2011 APVD: SUNY ZHAO 27OCT2011		DWN: ORANDO LI 27OCT2011 CHK: SUNY ZHAO 27OCT2011 APVD: SUNY ZHAO 27OCT2011		DWN: ORANDO LI 27OCT2011 CHK: SUNY ZHAO 27OCT2011 APVD: SUNY ZHAO 27OCT2011	
Tyco Electronics Shanghai, PR 200233		Tyco Electronics Shanghai, PR 200233		Tyco Electronics Shanghai, PR 200233		Tyco Electronics Shanghai, PR 200233	
NAME: PLUG ASSEMBLY, RIGHT ANGLE, PASSIVE GUIDE, SIGNAL/POWER, WITH SCREW MOUNT, MINIPAK HDL		NAME: PLUG ASSEMBLY, RIGHT ANGLE, PASSIVE GUIDE, SIGNAL/POWER, WITH SCREW MOUNT, MINIPAK HDL		NAME: PLUG ASSEMBLY, RIGHT ANGLE, PASSIVE GUIDE, SIGNAL/POWER, WITH SCREW MOUNT, MINIPAK HDL		NAME: PLUG ASSEMBLY, RIGHT ANGLE, PASSIVE GUIDE, SIGNAL/POWER, WITH SCREW MOUNT, MINIPAK HDL	
SIZE: 108-2325 APPLICATION SPEC: 114-13215		SIZE: 108-2325 APPLICATION SPEC: 114-13215		SIZE: 108-2325 APPLICATION SPEC: 114-13215		SIZE: 108-2325 APPLICATION SPEC: 114-13215	
WEIGHT: - Customer Drawing		WEIGHT: - Customer Drawing		WEIGHT: - Customer Drawing		WEIGHT: - Customer Drawing	
SCALE: 3:1		SCALE: 3:1		SCALE: 3:1		SCALE: 3:1	
SHEET 1 OF 2		SHEET 1 OF 2		SHEET 1 OF 2		SHEET 1 OF 2	
REV 3		REV 3		REV 3		REV 3	

LOC		DIST		REVISIONS			
AA	00	P	LTH	DESCRIPTION	DATE	OWN	APVD
		-		SEE SHEET 1			



**1-1892786-1 SHOWN**  
**RECOMMENDED PRINTED CIRCUIT BOARD LAYOUT**  
 (AS VIEWED FROM COMPONENT SIDE)



**1-1892786-1 SHOWN**

DIMENSIONS:		TOLERANCES UNLESS OTHERWISE SPECIFIED:		OWN: ORANDO LI 27OCT2011		Tyco Electronics Shanghai, PR 200233	
mm	0 PLC ±	1 PLC ±	2 PLC ±0.13	3 PLC ±	4 PLC ±	5 PLC ±	ANGLES ±
MATERIAL: SEE NOTE 1	FINISH: SEE NOTE 2	PRODUCT SPEC: 108-2325		NAME: PLUG ASSEMBLY, RIGHT ANGLE, PASSIVE GUIDE, SIGNAL/POWER, WITH SCREW MOUNT, MINIPAK HDL		RESTRICTED TO	
		APPLICATION SPEC: 114-13215		SIZE: A   00779   C=1892786		SCALE: 3:1 SHEET 2 OF 2 REV 3	
Customer Drawing				WEIGHT: -		Customer Drawing	