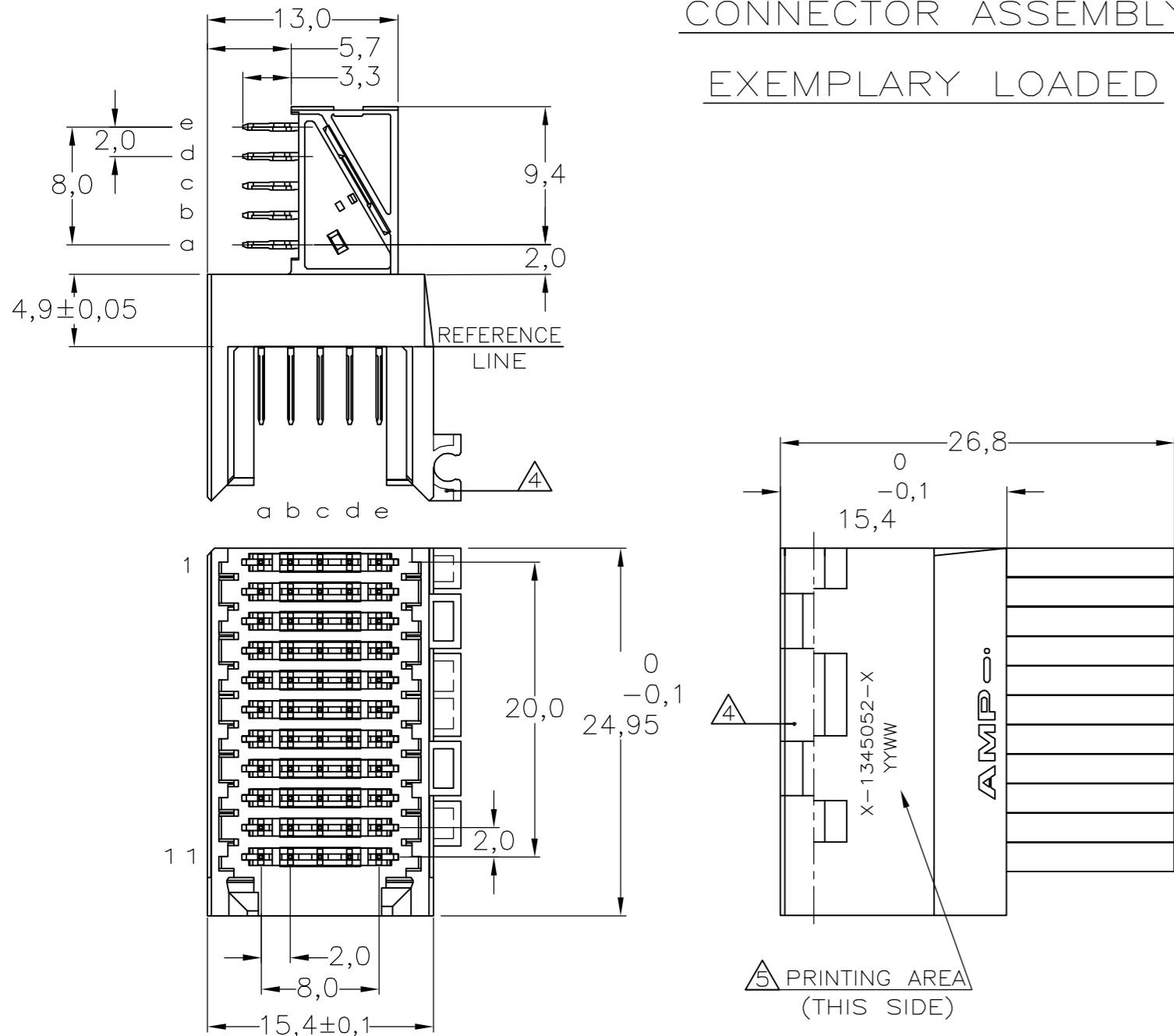
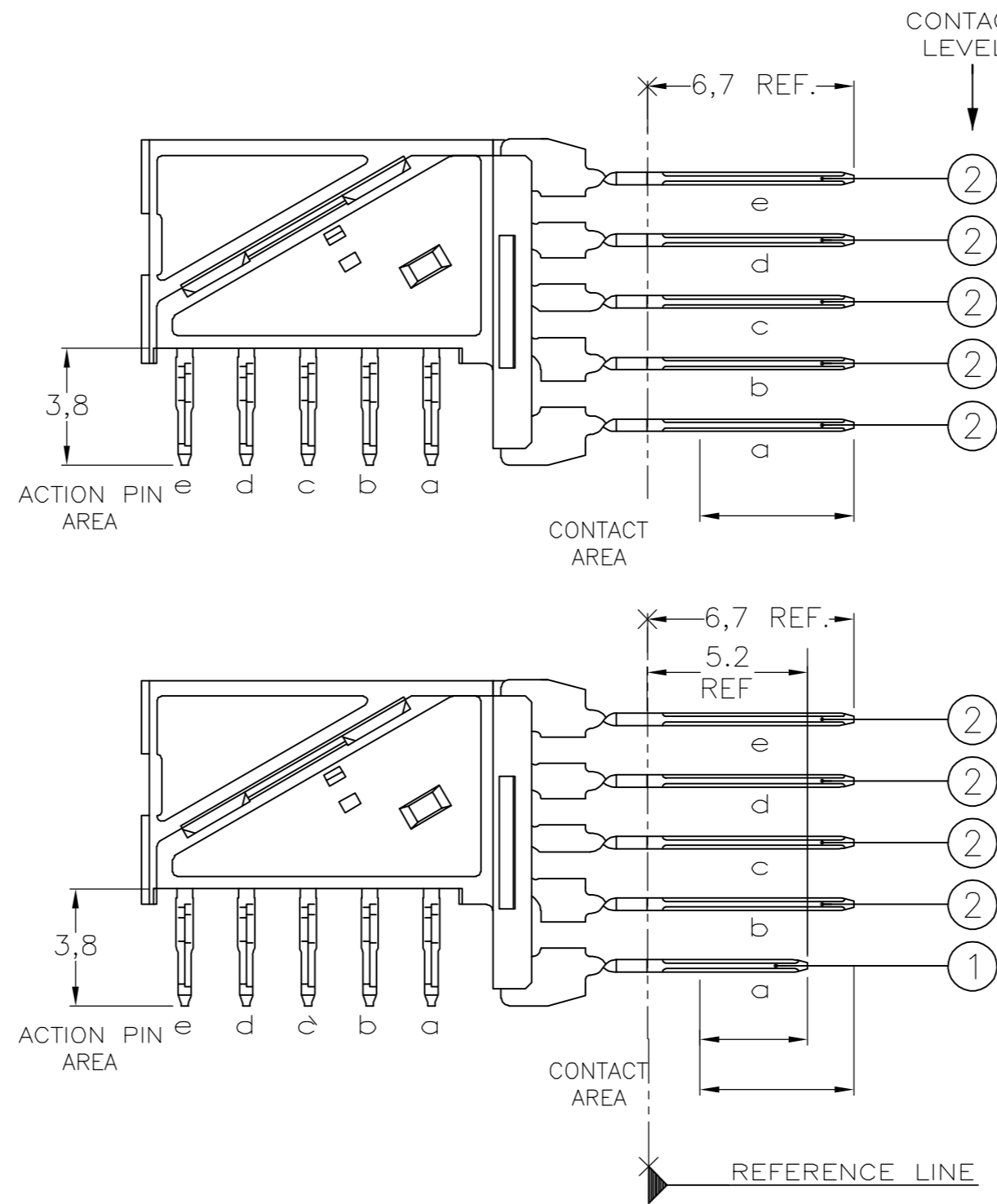


THIS DRAWING IS UNPUBLISHED. RELEASED FOR PUBLICATION
 © COPYRIGHT BY TYCO ELECTRONICS CORPORATION. ALL RIGHTS RESERVED.

CONNECTOR ASSEMBLY
 EXEMPLARY LOADED

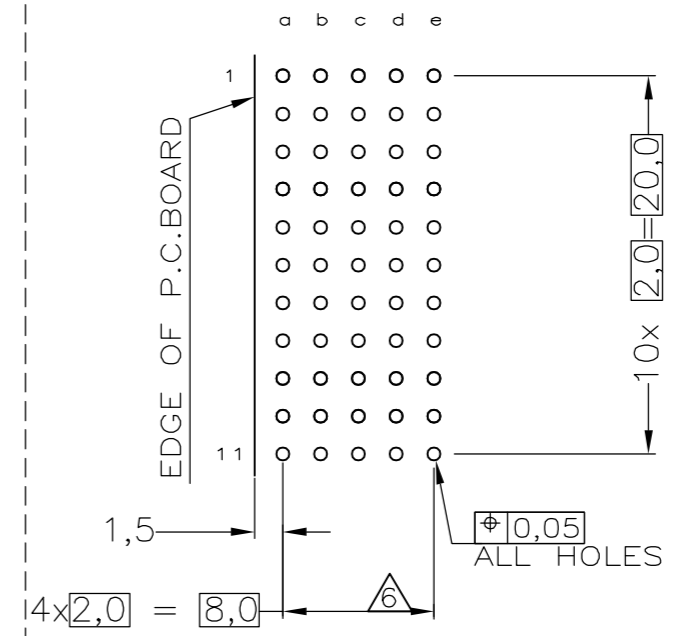


CONTACT DIMENSIONS

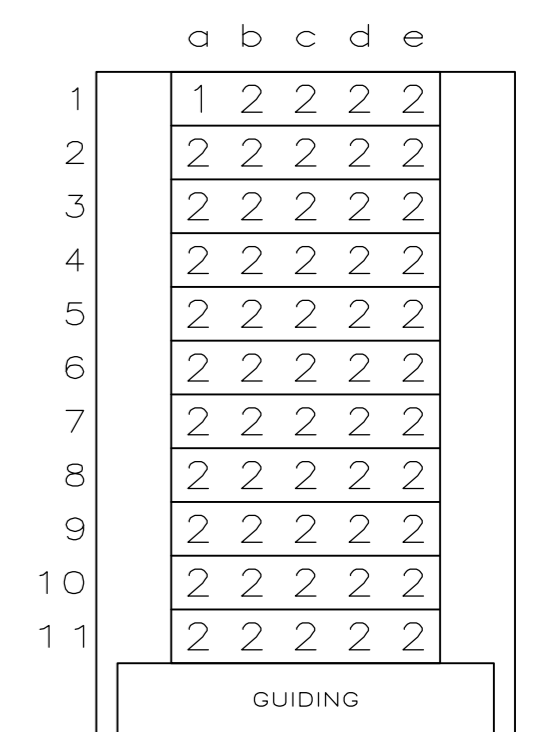


LOC	DIST	REVISIONS			
P	LTR	DESCRIPTION	DATE	DWN	APVD
H	-	C	EHC0-0195-04	07-07-04	DvdB BM
		D	EH10-0680-05	06-06-05	BSV BM
		D1	ECR-06-002635	07-02-06	BSV BM

RECOMMENDED PCB-HOLE LAY-OUT
 COMPONENT SIDE SHOWN



CONTACT LAYOUT



P.C.B. HOLE DIM. ACTION PIN
 FOR DETAILS SEE
 APPLICATION SPECIFICATION

NOTES:

- △ MATERIAL HOUSING : GREY GLASSFILLED POLYESTER
UL-RATING VØ
- △ CONTACT : PHOSPHORBRONZE
- △ GENERAL PLATING SPECIFICATION: UNDERPLATING (ENTIRE CONTACT): 1,27µm NICKEL MIN.
AND ACTION PIN: 0,5µm TIN-LEAD MIN.
FOR PLATING OF MATING SURFACES SEE APPLICABLE SPECIFICATION REFERENCE FOR EACH DASH NUMBER.
- △ CONFORMS TO ALL TESTING ACCORDING IEC 61076-4-101 PERFORMANCE LEVEL 2.
- △ CONNECTOR ASSEMBLY WITH LATCH HINGE FOR CABLE CONNECTOR.
- △ CONNECTOR PRINTED WITH PARTNUMBER AND DATECODE
- △ PLATED-THROUGH HOLES AT 2x2mm SQUARE GRID.

△ 3	△	1-1345052-1 △
△ 3	△	1345052-1
CONTACT FINISH	MATERIAL	PARTNUMBER

THIS DRAWING IS A CONTROLLED DOCUMENT.		DWN 18MAY99 L.v.d.HEJNDEN	tyco Tyco Electronics Corporation	
DIMENSIONS: MM		CHK D. TRUREN	s-HertogenBosch, Netherlands,	
TOLERANCES UNLESS OTHERWISE SPECIFIED:		APVD F.v.KONINGSBRUGGE	NAME	
0 PLC ± -		PRODUCT SPEC	Z-PACK 2MM HM TYPE C	
1 PLC ± -		APPLICATION SPEC	55 POS. RIGHT ANGLE MALE	
2 PLC ± -		114-19029	CONNECTOR ASSEMBLY	
3 PLC ± -		WEIGHT -	SIZE A2	CAGE CODE 00779
4 PLC ± -		CUSTOMER DRAWING	DRAWING NO C=1345052	RESTRICTED TO -
ANGLES ± -			SCALE NTS	SHEET 1 OF 1
FINISH -				REV D1