

LAURA-SS-PIN

~11° smooth spot beam optimized for CREE XP-E. Assembly with white holder, installation tape and location pins.

SPECIFICATION:

Dimensions	21.6 x 21.6 mm
Height	13.1 mm
Fastening	tape, pin
ROHS compliant	yes ⓘ

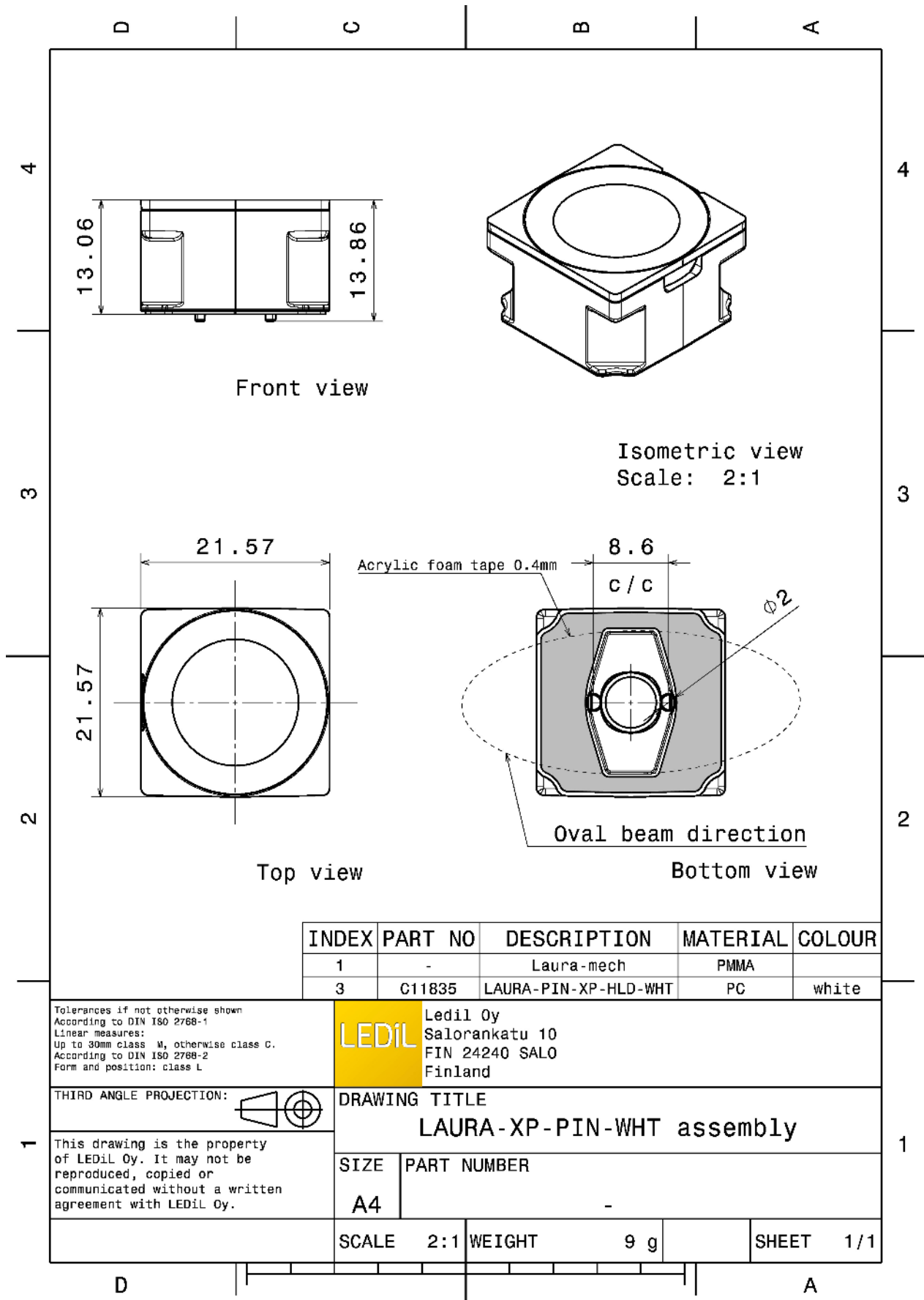


MATERIALS:

Component	Type	Material	Colour	Finish
LAURA-SS	Single lens	PMMA		
LAURA-PIN-XP-HLD-WHT	Holder	PC	white	
ROSE-TAPE	Tape	Acrylic foam	black	

ORDERING INFORMATION:

Component	Type	Qty in box	MOQ	MPQ	Box weight (kg)
CA12011_LAURA-SS-PIN	Single lens	1440		180	7.5
» Box size:					



See also our general installation guide: www.ledil.com/installation_guide

OPTICAL RESULTS (MEASURED):

CREE → LED

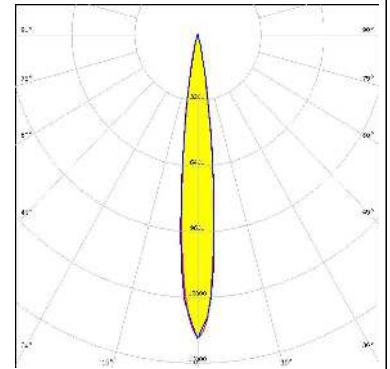
LED XB-D
FWHM / FWTM 11.0°
Efficiency 93 %
Peak intensity 14.4 cd/lm
LEDs/each optic 1
Light colour White
Required components:

CREE → LED

LED XP-E
FWHM / FWTM 11.0° / 19.0°
Efficiency 93 %
Peak intensity 16.5 cd/lm
LEDs/each optic 1
Light colour White
Required components:

CREE → LED

LED XP-E-HEW
FWHM / FWTM 12.0° / 24.0°
Efficiency 92 %
Peak intensity 11.7 cd/lm
LEDs/each optic 1
Light colour White
Required components:



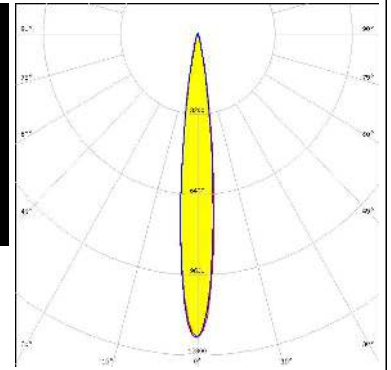
CREE → LED

LED XP-G
FWHM / FWTM 12.0°
Efficiency 94 %
LEDs/each optic 1
Light colour White
Required components:

OPTICAL RESULTS (MEASURED):

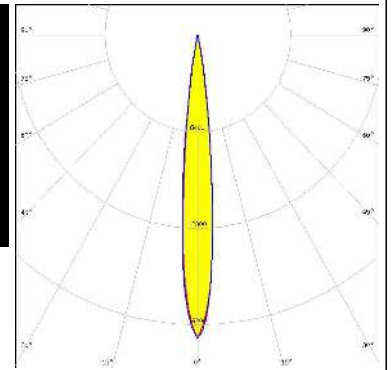
LUMILEDS

LED LUXEON T
 FWHM / FWTM 13.0° / 24.0°
 Efficiency 92 %
 Peak intensity 12.2 cd/lm
 LEDs/each optic 1
 Light colour White
 Required components:



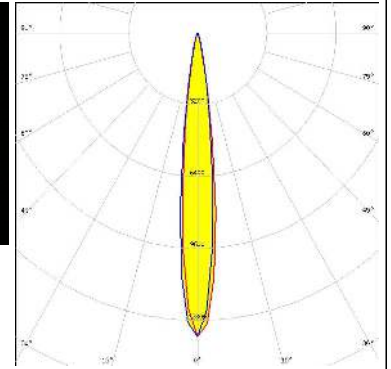
LUMILEDS

LED LUXEON Z ES
 FWHM / FWTM 12.0° / 21.0°
 Efficiency 92 %
 Peak intensity 17.6 cd/lm
 LEDs/each optic 1
 Light colour White
 Required components:



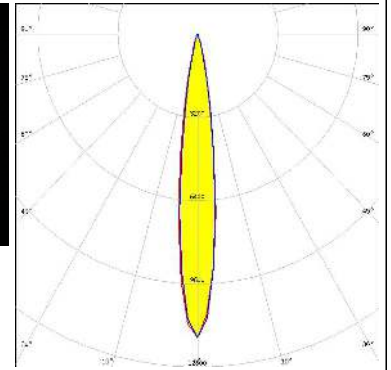
NICHIA

LED NCSxx19B
 FWHM / FWTM 13.0° / 25.0°
 Efficiency 91 %
 Peak intensity 13.5 cd/lm
 LEDs/each optic 1
 Light colour White
 Required components:



NICHIA

LED NF2x757D
 FWHM / FWTM 14.0° / 28.0°
 Efficiency 91 %
 Peak intensity 11.7 cd/lm
 LEDs/each optic 1
 Light colour White
 Required components:



OPTICAL RESULTS (MEASURED):

OSRAM

Opto Semiconductors

LED OSLON Square EC
FWHM / FWTM 13.0° / 26.0°
Efficiency 88 %
Peak intensity 9.1 cd/lm
LEDs/each optic 1
Light colour White
Required components:

OSRAM

Opto Semiconductors

LED OSLON SSL 150
FWHM / FWTM 11.0° / 22.0°
Efficiency 91 %
Peak intensity 12.5 cd/lm
LEDs/each optic 1
Light colour White
Required components:

OSRAM

Opto Semiconductors

LED OSLON SSL 80
FWHM / FWTM 11.0° / 21.0°
Efficiency 91 %
Peak intensity 13.5 cd/lm
LEDs/each optic 1
Light colour White
Required components:

OSRAM


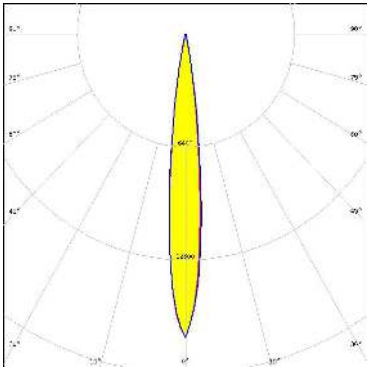
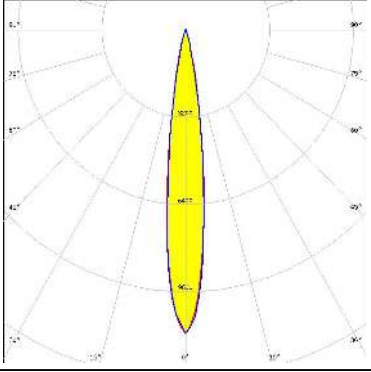





























Opto Semiconductors

LED SFH 4725S
FWHM / FWTM 14.0° / 28.0°
Efficiency %
LEDs/each optic 1
Light colour White
Required components:



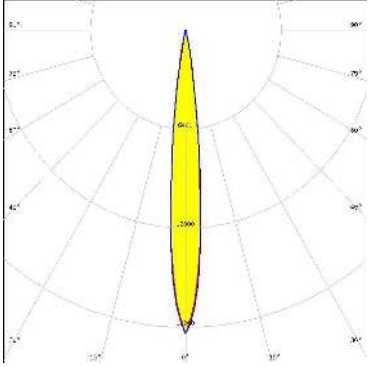

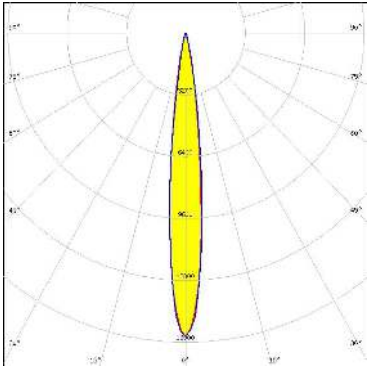

OPTICAL RESULTS (MEASURED):

 SEOUL SEMICONDUCTOR	
LED	Z5
FWHM / FWTM	10.0°
Efficiency	%
LEDs/each optic	1
Light colour	White
Required components:	

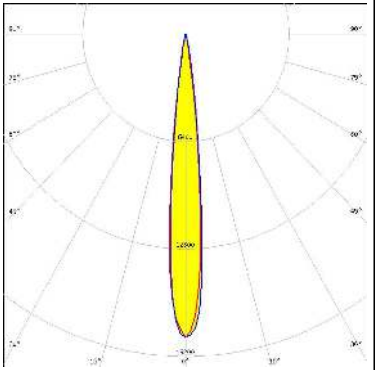
OPTICAL RESULTS (SIMULATED):

		
LED	XP-E2	
FWHM / FWTM	12.0° / 23.0°	
Efficiency	94 %	
Peak intensity	17.2 cd/lm	
LEDs/each optic	1	
Light colour	Amber	
Required components:		
		
LED	XP-G3	
FWHM / FWTM	Asymmetric	
Efficiency	93 %	
Peak intensity	11.1 cd/lm	
LEDs/each optic	1	
Light colour	White	
Required components:		
		
LED	LUXEON IR Domed 150	
FWHM / FWTM	14.0° / 24.0°	
Efficiency	0 %	
LEDs/each optic	1	
Light colour	White	
Required components:		
		
LED	LUXEON IR Domed 60	
FWHM / FWTM	12.0° / 25.0°	
Efficiency	94 %	
LEDs/each optic	1	
Light colour	White	
Required components:		
		
LED	LUXEON IR Domed 60	
FWHM / FWTM	12.0° / 25.0°	
Efficiency	94 %	
LEDs/each optic	1	
Light colour	White	
Required components:		
		
LED	LUXEON IR Domed 60	
FWHM / FWTM	12.0° / 25.0°	
Efficiency	94 %	
LEDs/each optic	1	
Light colour	White	
Required components:		
		
LED	LUXEON IR Domed 60	
FWHM / FWTM	12.0° / 25.0°	
Efficiency	94 %	
LEDs/each optic	1	
Light colour	White	
Required components:		
		
LED	LUXEON IR Domed 60	
FWHM / FWTM	12.0° / 25.0°	
Efficiency	94 %	
LEDs/each optic	1	
Light colour	White	
Required components:		
		
LED	LUXEON IR Domed 60	
FWHM / FWTM	12.0° / 25.0°	
Efficiency	94 %	
LEDs/each optic	1	
Light colour	White	
Required components:		
		
LED	LUXEON IR Domed 60	
FWHM / FWTM	12.0° / 25.0°	
Efficiency	94 %	
LEDs/each optic	1	
Light colour	White	
Required components:		
		
LED	LUXEON IR Domed 60	
FWHM / FWTM	12.0° / 25.0°	
Efficiency	94 %	
LEDs/each optic	1	
Light colour	White	
Required components:		
		
LED	LUXEON IR Domed 60	
FWHM / FWTM	12.0° / 25.0°	
Efficiency	94 %	
LEDs/each optic	1	
Light colour	White	
Required components:		
		
LED	LUXEON IR Domed 60	
FWHM / FWTM	12.0° / 25.0°	
Efficiency	94 %	
LEDs/each optic	1	
Light colour	White	
Required components:		
		
LED	LUXEON IR Domed 60	
FWHM / FWTM	12.0° / 25.0°	
Efficiency	94 %	
LEDs/each optic	1	
Light colour	White	
Required components:		
		
LED	LUXEON IR Domed 60	
FWHM / FWTM	12.0° / 25.0°	
Efficiency	94 %	
LEDs/each optic	1	
Light colour	White	
Required components:		
		
LED	LUXEON IR Domed 60	
FWHM / FWTM	12.0° / 25.0°	
Efficiency	94 %	
LEDs/each optic	1	
Light colour	White	
Required components:		
		
LED	LUXEON IR Domed 60	
FWHM / FWTM	12.0° / 25.0°	
Efficiency	94 %	
LEDs/each optic	1	
Light colour	White	
Required components:		
		
LED	LUXEON IR Domed 60	
FWHM / FWTM	12.0° / 25.0°	
Efficiency	94 %	
LEDs/each optic	1	
Light colour	White	
Required components:		
		
LED	LUXEON IR Domed 60	
FWHM / FWTM	12.0° / 25.0°	
Efficiency	94 %	
LEDs/each optic	1	
Light colour	White	
Required components:		
		
LED	LUXEON IR Domed 60	
FWHM / FWTM	12.0° / 25.0°	
Efficiency	94 %	
LEDs/each optic	1	
Light colour	White	
Required components:		
		
LED	LUXEON IR Domed 60	
FWHM / FWTM	12.0° / 25.0°	
Efficiency	94 %	
LEDs/each optic	1	
Light colour	White	
Required components:		
		
LED	LUXEON IR Domed 60	
FWHM / FWTM	12.0° / 25.0°	
Efficiency	94 %	
LEDs/each optic	1	
Light colour	White	
Required components:		
		
LED	LUXEON IR Domed 60	
FWHM / FWTM	12.0° / 25.0°	
Efficiency	94 %	
LEDs/each optic	1	
Light colour	White	
Required components:		
		
LED	LUXEON IR Domed 60	
FWHM / FWTM	12.0° / 25.0°	
Efficiency	94 %	
LEDs/each optic	1	
Light colour	White	
Required components:		
		
LED	LUXEON IR Domed 60	
FWHM / FWTM	12.0° / 25.0°	
Efficiency	94 %	
LEDs/each optic	1	
Light colour	White	
Required components:		
		
LED	LUXEON IR Domed 60	

OPTICAL RESULTS (SIMULATED):

		
LED	LUXEON IR Domed 90	
FWHM / FWTM	12.0° / 24.0°	
Efficiency	94 %	
LEDs/each optic	1	
Light colour	White	
Required components:		
		
LED	KW CULPM1.TG	
FWHM / FWTM	12.0° / 21.0°	
Efficiency	96 %	
Peak intensity	19.6 cd/lm	
LEDs/each optic	1	
Light colour	White	
Required components:		
		
LED	OSLON Square CSSRM2/CSSRM3	
FWHM / FWTM	12.0° / 23.0°	
Efficiency	96 %	
Peak intensity	15.7 cd/lm	
LEDs/each optic	1	
Light colour	White	
Required components:		
		
LED	OSLON Square PC	
FWHM / FWTM	12.0°	
Efficiency	%	
LEDs/each optic	1	
Light colour	White	
Required components:		

OPTICAL RESULTS (SIMULATED):

OSRAM Opto Semiconductors		
LED	SFH 4170S	
FWHM / FWTM	12.0° / 19.0°	
Efficiency	88 %	
LEDs/each optic	1	
Light colour	IR	
Required components:		
OSRAM Opto Semiconductors		
LED	SFH 4715S	
FWHM / FWTM	12.0°	
Efficiency	%	
LEDs/each optic	1	
Light colour	White	
Required components:		

GENERAL INFORMATION:

NOTE: The typical beam angle will be changed by different color, chip size and chip position tolerance. The typical total beam angle is the full angle measured where the luminous intensity is half of the peak value.

MATERIALS:

As part of our continuous research and improvement processes, and to ensure the best possible quality and availability of our products, LEDiL reserves the right to change material grades without notice.

PRODUCT DATA USER AGREEMENT AND DISCLAIMER:

The measured data in the provided downloadable LEDiL Product Datasheets and Mechanical 2D-Drawings is rounded and provided as reference for planning. LEDiL Oy's optical specifications have been verified by conducting performance testing of the products in accordance with the company's quality system. The reported data are averaged results of multiple measurements with typical variation. LEDiL Oy reserves the right to without prior notification make changes and improvements to its products.

LEDiL Oy assumes neither warranty, nor guarantee nor any other liability of any kind for the contents and correctness of the provided data. The provided data has been generated with highest diligence but the provided data may in reality not represent the complete possible variation range of all intrinsic parameters. Therefore, in certain cases a deviation from the provided data could occur.

LEDiL Oy reserves the right to undertake technical changes of its products without further notification which could lead to changes in the provided data. LEDiL Oy assumes no liability of any kind for the possible deviation from any provided data or any other damage resulting from the usage of the provided data.

The user agrees to this disclaimer and user agreement with the download or usage of the provided files.

LEDiL Oy

Joensuunkatu 13
FI-24240 SALO
Finland

LEDiL Inc.

228 West Page Street
Suite D
Sycamore IL 60178
USA

Ledil Optics Technology (Shenzhen) Co., Ltd.

405 , Block B
Casic Motor Building
Shenzhen 518057
P.R.CHINA

Local sales and technical support

[www.ledil.com/
where_to_buy](http://www.ledil.com/where_to_buy)

Shipping locations

Salo, Finland
Hong Kong, China

Distribution Partners

[www.ledil.com/
where_to_buy](http://www.ledil.com/where_to_buy)