

NSYTRV24DPE

SCREW TERMINAL, DOUBLE LEVEL, PROTECTIVE EARTH, 4 POINTS, 2,5MM², GRE



Main

Range	Lineryg
Product name	Lineryg TR
Product or Component Type	Terminal block
Device short name	TRV
Terminal block type	Protective earth
Terminal block level	2
Mounting Mode	Clip-on
Nominal cross section	0.00 in ² (2.5 mm ²)
Length	2.75 in (69.9 mm)
Color	Green-yellow
Quantity per Set	Set of 50

Complementary

Width	0.20 in (5.2 mm)
Height	2.56 in (65 mm)
Connections - terminals	1 x screw terminal upstream 1 x screw terminal downstream
Number of connections	2
Connection position	Sideways
Number of measurement input	4
Cable cross section	0.00...0.01 In ² (0.14...4 mm ²), solid 0.00...0.00 In ² (0.2...2.5 mm ²), flexible with cable end 0.00...0.01 in ² (0.14...4 mm ²), flexible without cable end
Tightening torque	4.43...5.31 lbf.in (0.5...0.6 N.m)
Wire stripping length	0.35 in (9 mm)
Tool type	Connection screwdriver Disconnection screwdriver
Material	Polyamide 6/6 insulating case
Dielectric loss	0.01 at 1 MHz IEC 60250 0.01 at 1 MHz VDE 0303-T4
Dielectric constant	3.7 at 1 MHz
Resistivity	10000 MΩ.M IEC 60093 10000 MΩ.m VDE 0303-T30
Surface resistance	1000 GΩ IEC 60093 1000 GΩ VDE 0303-T30
Creep resistance	500 CTI (> 400 kV) IEC 60093 500 CTI (> 400 kV) VDE 0303-T30
Flame retardance	V0 0.03 in (0.8 mm) UL 94
Net Weight	0.74 oz (21 g)
Range compatibility	Prisma G Prisma P Prisma PH Prisma Pack Spacial Kaedra Pragma TeSys
Product Compatibility	Spacial enclosures

The information provided in this documentation contains general descriptions and/or technical characteristics of the performance of the products contained herein. This documentation is not intended as a substitute for and is not to be used for determining suitability or reliability of these products for specific user applications. It is the duty of any such user or integrator to perform the appropriate and complete risk analysis, evaluation and testing of the products with respect to the relevant specific application or use thereof. Neither Schneider Electric Industries SAS nor any of its affiliates or subsidiaries shall be responsible or liable for misuse of the information contained herein.

Environment

Product Certifications	ATEX CSA DNV EAC LR IEC-Ex CURus GL
Dielectric strength	1000 V IEC 60243-1
Ambient air temperature for operation	-40...266 °F (-40...130 °C) IEC 60216-1 -40...266 °F (-40...130 °C) VDE 0304-T21






Ordering and shipping details

Category	21715-IEC TERMINAL BLOCKS-NSY,AM1,DF6,GK1
Discount Schedule	CP5
GTIN	3606480531873
Nbr. of units in pkg.	1
Package weight(Lbs)	0.71 oz (20.0 g)
Returnability	Yes
Country of origin	DE

Packing Units

Unit Type of Package 1	PCE
Package 1 Height	2.72 in (6.9 cm)
Package 1 width	3.15 in (8 cm)
Package 1 Length	10.63 in (27 cm)
Unit Type of Package 2	BB1
Number of Units in Package 2	50
Package 2 Weight	2.28 lb(US) (1.034 kg)
Package 2 Height	2.72 in (6.9 cm)
Package 2 width	3.15 in (8 cm)
Package 2 Length	10.63 in (27 cm)
Unit Type of Package 3	S03
Number of Units in Package 3	500
Package 3 Weight	23.52 lb(US) (10.668 kg)
Package 3 Height	11.81 in (30 cm)
Package 3 width	11.81 in (30 cm)
Package 3 Length	15.75 in (40 cm)

Offer Sustainability

Sustainable offer status	Green Premium product
California proposition 65	WARNING: This product can expose you to chemicals including: Lead and lead compounds, which is known to the State of California to cause cancer and birth defects or other reproductive harm. For more information go to www.P65Warnings.ca.gov
REACH Regulation	 REACH Declaration
EU RoHS Directive	Compliant  EU RoHS Declaration
Mercury free	Yes
RoHS exemption information	 Yes
China RoHS Regulation	 China RoHS Declaration
Environmental Disclosure	 Product Environmental Profile
WEEE	The product must be disposed on European Union markets following specific waste collection and never end up in rubbish bins.
Halogen content performance	Halogen free plastic parts product

Contractual warranty

Warranty	18 months
----------	-----------
