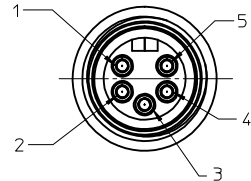
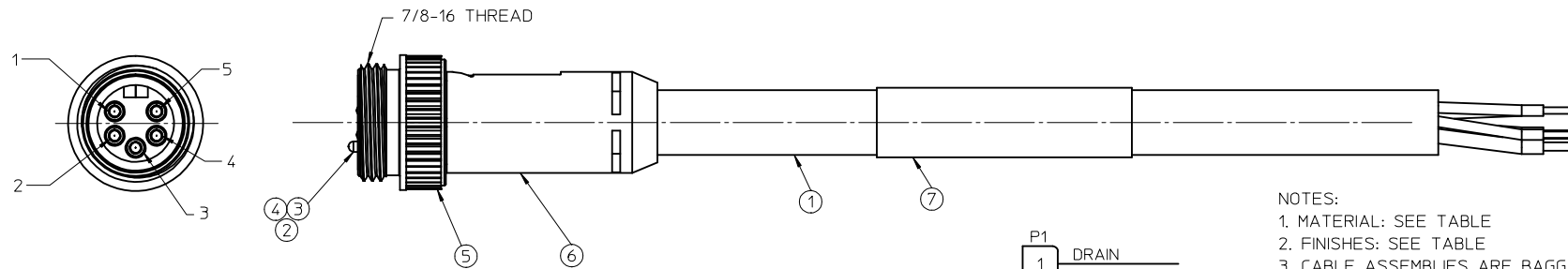
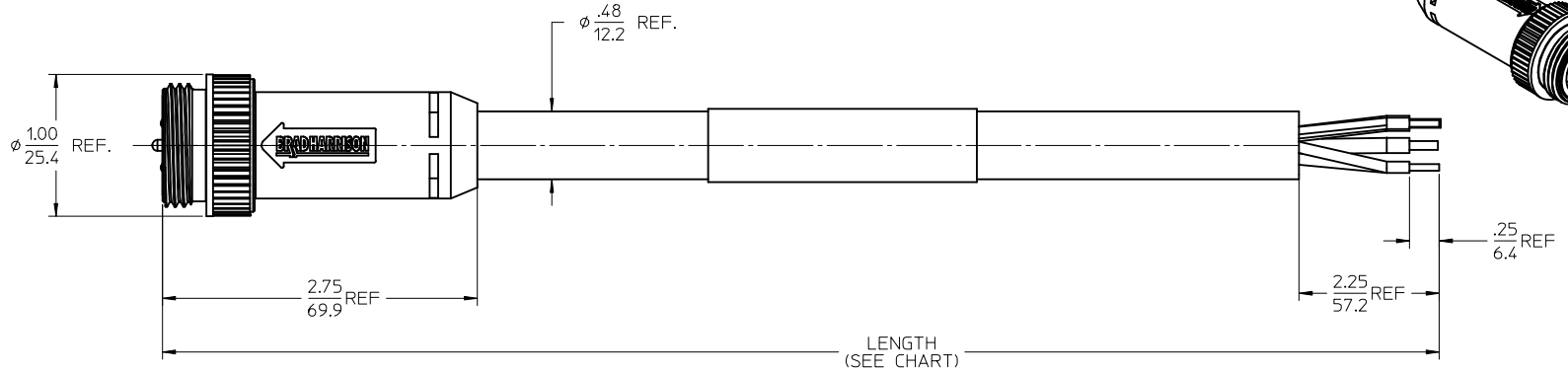
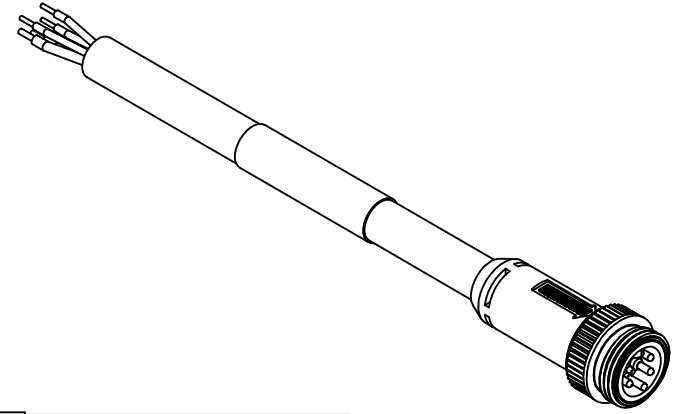


PART NUMBER	ENGINEERING NO.	LENGTH
1300240265	DNF01A-M010	3' 3" +2.19 - 0 [1.0M +55.6 - 0]
1300240267	DNF01A-M030	9' 10" +3.50 - 0 [3.0M +88.9 - 0]
1300240269	DNF01A-M050	16' 5" +6.50 - 0 [5.0M +165.1 - 0]



P1	DESCRIPTION
1	DRAIN
2	RED +V
3	BLACK -V
4	WHITE CAN H
5	BLUE CAN L

WIRING DIAGRAM

NOTES:

1. MATERIAL: SEE TABLE
2. FINISHES: SEE TABLE
3. CABLE ASSEMBLIES ARE BAGGED SEPARATELY IN POLY BAGS WITH BARCODE LABEL ATTACHED TO OUTSIDE OF BAG
4. WRAP LABEL IS MARKED WITH P/N, DATE CODE VOLTAGE & AMPERAGE
5. MATES WITH: MINI CHANGE, A-SIZE 5 POLE RECEPTACLE
6. ELECTRICAL SPECIFICATIONS:
VOLTAGE RATING: 300V
CURRENT RATING: 4 AMPS
7. ASSEMBLY IS RoHS COMPLIANT

ITEM	QTY.	DESCRIPTION	MATERIAL	FINISH
7	1	LABEL	PLASTIC FILM	BLACK/YELLOW
6	1	OVERMOLD	PVC	GRAY
5	1	COUPLING NUT	ZINC DIE CAST	BLACK
4	3	CONTACT PIN, 18 AWG	BRASS	GOLD PLATED
3	2	CONTACT PIN, 15 AWG	BRASS	GOLD PLATED
2	1	INSERT, MALE, 5 POLE	PVC	GRAY
1	1	CABLE - MID, DEV-NET TRUNK 18/2.15/2	PVC JACKET	GRAY

RELEASED EC NO: MNA2010-0048 DRAWN: RUPERT 2009/07/17 CHKD: WOODMAN APPR: J. MURPHY 2009/07/20	QUALITY SYMBOLS
	$\nabla=0$ $\nabla=0$
	DESCRIPTION
	REV

GENERAL TOLERANCES (UNLESS SPECIFIED)	
	IN/CH
4 PLACES	± .005
3 PLACES	± .004
2 PLACES	± .003
1 PLACE	± .002
ANGULAR ± 1/2°	
DRAFT WHERE APPLICABLE MUST REMAIN WITHIN DIMENSIONS	

DIMENSION STYLE	
IN/MM	
DRAWN BY	DATE
B. RUPERT	2009/07/06
CHECKED BY	DATE
B. WOODMAN	2009/04/27
APPROVED BY	DATE
J. MURPHY	2009/04/29
MATERIAL NO.	
SEE CHART	
SIZE	
THIS DRAWING CONTAINS INFORMATION THAT IS PROPRIETARY TO MOLEX INCORPORATED AND SHOULD NOT BE USED WITHOUT WRITTEN PERMISSION	

SCALE	DESIGN UNITS	THIRD ANGLE PROJECTION
1.5:1	INCH	
TITLE		
MINI-CHANGE 5 POLE, MALE DEV-NET CORD ASSEMBLY TRUNK CABLE - THK FLEX		
DRAWN BY DATE		
B. RUPERT 2009/07/06		
CHECKED BY DATE		
B. WOODMAN 2009/04/27		
APPROVED BY DATE		
J. MURPHY 2009/04/29		
MOLEX INCORPORATED		SHEET NO.
DOCUMENT NO. SD-130024-012		1 OF 1