

NOTES:

1. MATERIALS AND FINISHES:

CONTACT - BeCu - GOLD PLATED  
 BODY - BRASS - WHITE BRONZE PLATED  
 SLEEVE - BRASS - WHITE BRONZE PLATED  
 OUTER CONTACT - PHOS BRONZE - WHITE BRONZE PLATED  
 INSULATOR - PTFE

2. PHYSICAL:

A. OPERATING TEMPERATURE = -65°C to +165°C  
 B. CONTACT RETENTION = 6.0 LBS. AXIAL

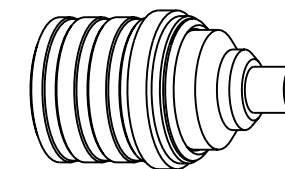
3. ELECTRICAL:

A. FREQUENCY RANGE = DC to 6 GHz  
 B. VSWR = 1.05 : 1 MAX. DC-3GHz  
 = 1.12 : 1 MAX. 3-6GHz

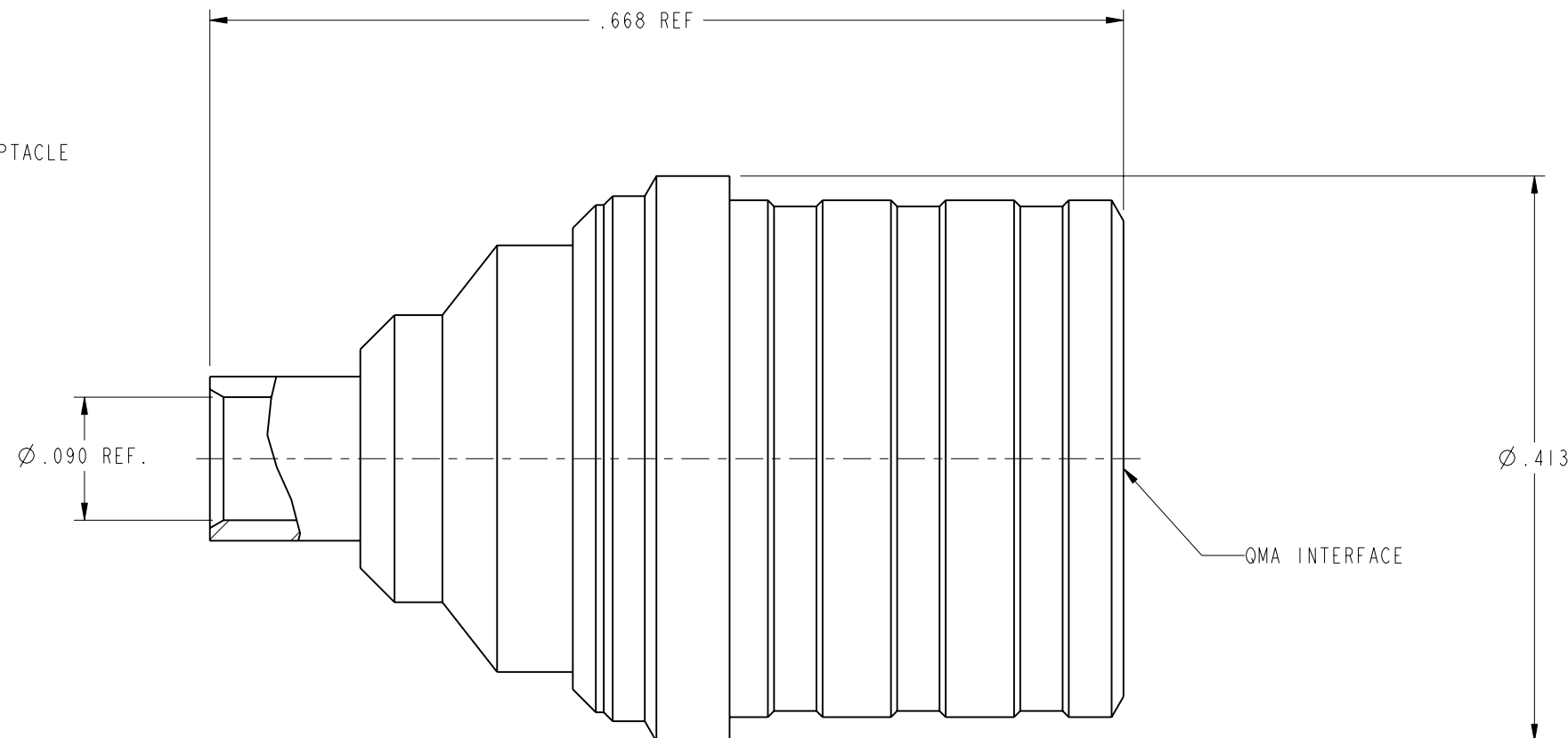
4. CABLE ASSEMBLY INSTRUCTIONS PER:

A. TRIM CABLE AS SHOWN  
 B. INSERT CABLE W/ CENTER PRESSING INTO RECEPTACLE  
 C. SOLDER OUTER CONDUCTOR TO BODY  
 D. APPLY HEAT SHRINK AS REQUIRED

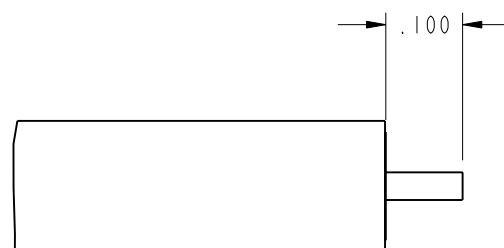
930-119P-51S		REVISIONS		
DRAWING NO.	REV	DESCRIPTION	DATE	ECO
THIRD ANGLE PROJ.	A	RELEASE TO MFG	7/15/04	45062



SCALE 2.000



**RECOMMENDED CABLE STRIPPING DIMENSIONS**



SCALE 4.000

**CUSTOMER OUTLINE DRAWING**  
 ALL OTHER SHEETS ARE FOR INTERNAL USE ONLY

UNLESS OTHERWISE SPECIFIED, DIMENSIONS ARE IN INCHES AND TOLERANCES ARE: 2 PLACE DECIMAL ±.015 (0,381 mm) 3 PLACE DECIMAL ±.005 (0,127 mm) ANGLES ± 1°	MATERIAL	DRAWN K. CAPOZZI	DATE 02/03/04	TITLE QMA 50 OHM PLUG FOR .086 SEMI-RIGID	<b>Amphenol RF</b> Danbury, CT, USA Tainan, Taiwan Shenzhen, China www.amphenolrf.com
	REFERENCE EAR# 1177 615X-2019-100	ENGINEER K. CAPOZZI	DATE 02/03/04		
NOTICE - These drawings, specifications, or other data (1) are, and remain the property of Amphenol Corp. (2) must be returned upon request; and (3) are confidential and not to be disclosed to any person other than those to whom they are given by Amphenol Corp. The furnishing of these drawings, specifications, or other data by Amphenol Corp., or to any other person to anyone for any purpose is not to be regarded by implication or otherwise in any manner licensing, granting rights or permitting such holder or any other person to manufacture, use or sell any product, process or design, patented or otherwise, that may in any way be related to or disclosed by said drawings, specifications, or other data.	APPROVED O. BARTHELMES	DATE 7/14/04	CODE ID 74868	DWG SIZE B	DRAWING NO. 930-119P-51S
	CAD FILE I:\QMA\930-119P-51S			REV A	SCALE: 8.0:1 SHEET 2 OF 2