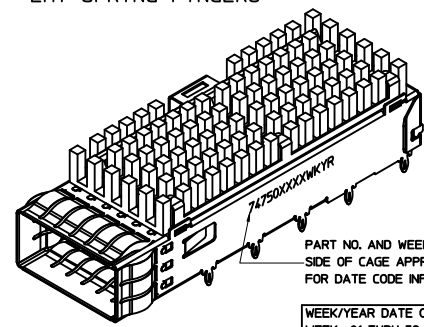


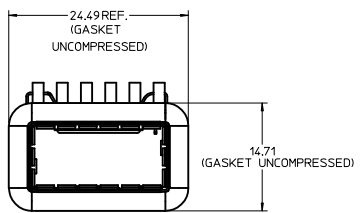
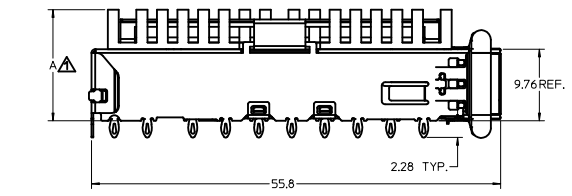
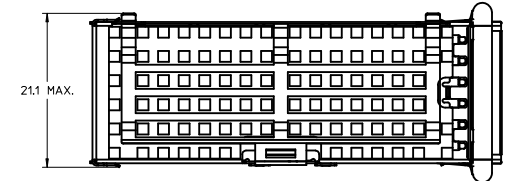
QSFP CAGE W/
EMI SPRING FINGERS



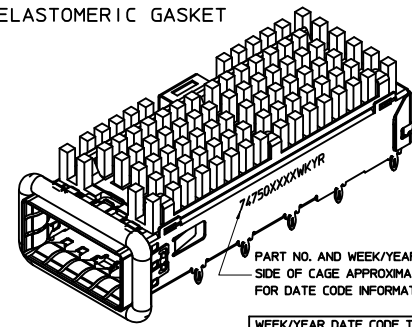
PART NO. AND WEEK/YEAR DATE CODE TO BE PRINTED ON SIDE OF CAGE APPROXIMATELY AS SHOWN. SEE BOX BELOW FOR DATE CODE INFORMATION.

WEEK/YEAR DATE CODE TABLE			
WEEK -01 THRU 52	EXAMPLE: 01	-FIRST WEEK OF YEAR	
	52	-LAST WEEK OF YEAR	
YEAR -09 OR 10 ETC.	EXAMPLE: 2010	- YEAR 10	

CAGE ASSY W/ HEAT SINK INSTALLED	DESCRIPTION	DIM A	CAGE W/O HEAT SINK INSTALLED	CLIP P/N	HEAT SINK P/N
747501140	QSFP CAGE W/ EMI SPRING FINGERS (SAN)	16.0	747501100	747500305	747500300
747501141	QSFP CAGE W/ EMI SPRING FINGERS - 0 REAR LEGS (SAN)	16.0	747501101	747500305	747500300
747501142	QSFP CAGE W/ EMI SPRING FINGERS (PCI)	13.7	747501100	747500305	747500303
747501143	QSFP CAGE W/ EMI SPRING FINGERS (NET)	23.0	747501100	747500305	747500304
747501240	QSFP CAGE W/ ELASTOMERIC GASKET (SAN)	16.0	747501200	747500305	747500302
747501241	QSFP CAGE W/ ELASTOMERIC GASKET - 0 REAR LEGS (SAN)	16.0	747501201	747500305	747500302
747501242	QSFP CAGE W/ ELASTOMERIC GASKET (PCI)	13.7	747501200	747500305	747500311
747501243	QSFP CAGE W/ ELASTOMERIC GASKET (NET)	23.0	747501200	747500305	747500312



QSFP CAGE W/
ELASTOMERIC GASKET



PART NO. AND WEEK/YEAR DATE CODE TO BE PRINTED ON SIDE OF CAGE APPROXIMATELY AS SHOWN. SEE BOX BELOW FOR DATE CODE INFORMATION.

WEEK/YEAR DATE CODE TABLE			
WEEK -01 THRU 52	EXAMPLE: 01	-FIRST WEEK OF YEAR	
	52	-LAST WEEK OF YEAR	
YEAR -09 OR 10 ETC.	EXAMPLE: 2010	- YEAR 10	

- NOTES:
- HEIGHT OF HEATSINK WITH MODULE INSERTED. DIMENSION MAY BE LESS DUE TO MODULE AND HEAT SINK VARIATIONS.
 - OTHER HEATSINK DESIGNS ARE AVAILABLE INCLUDING CUSTOM DESIGNS.
 - REFER TO SD-74750-1100 AND SD-74750-1200 FOR ADDITIONAL CAGE INFORMATION.
 - THIS PRODUCT MEETS THE RESTRICTION OF HAZARDOUS SUBSTANCES IN ELECTRICAL AND ELECTRONIC EQUIPMENT (RoHS) DIRECTIVE (2002/95/EC).

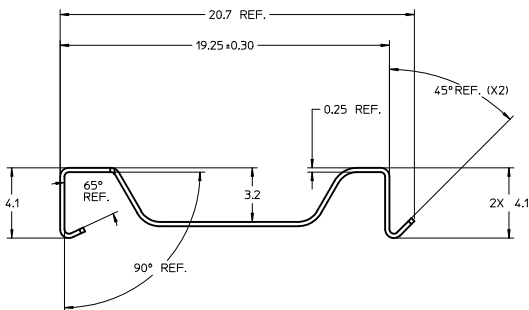
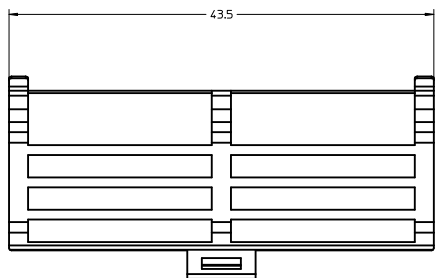
INITIAL RELEASE EC NO: USY2011-0769 DRAWN BY CHK/CHIRSCY APPROVED BY APPR/RAHMOOD	QUALITY SYMBOLS ▽=0 ▽=0 ▽=0	GENERAL TOLERANCES (UNLESS SPECIFIED) mm INCH 4 PLACES ±--- ±--- 3 PLACES ±--- ±--- 2 PLACES ±0.13 ±--- 1 PLACE ±0.25 ±--- ANGULAR ± 1°	DIMENSION STYLE MM ONLY	SCALE 3:1	DESIGN UNITS METRIC	THIRD ANGLE PROJECTION	TITLE QSFP+ HEAT SINK ASSEMBLY W/ HEAT SINK (TEAR DROP LEGS)	MATERIAL NO. SEE TABLE	DOCUMENT NO. SD-74750-1140	SHEET NO. 1 OF 2

DRAFT WHERE APPLICABLE MUST REMAIN WITHIN DIMENSIONS

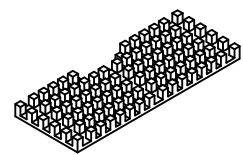
THIS DRAWING CONTAINS INFORMATION THAT IS PROPRIETARY TO MOLEX INCORPORATED AND SHOULD NOT BE USED WITHOUT WRITTEN PERMISSION

HEATSHINK DETAILS

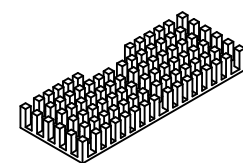
HEATSINK CLIP DETAILS (MOLEX P/N 747500305)



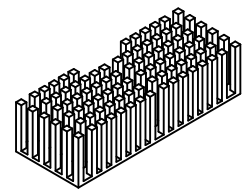
EMI SPRING FINGER
VERSION



747500303

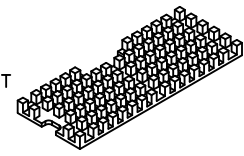


747500300

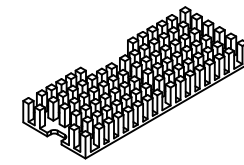


747500304

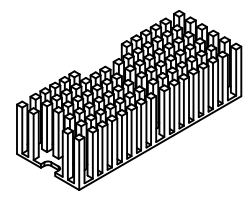
ELASTOMERIC GASKET
VERSION



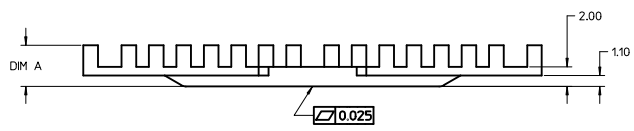
747500311



747500302



747500312



HEATSINK STYLE	DIM A
PCI	4.2
SAN	6.5
NET	13.5

- NOTES:**
- MATERIAL:**
HEATSINK - ANNOXIDIZED ALUMINUM
HEATSINK CLIP - STAINLESS STEEL
 - THESE PRODUCTS MEET THE RESTRICTION OF HAZARDOUS SUBSTANCES IN ELECTRICAL AND ELECTRONIC EQUIPMENT EQUIPMENT (RoHS) DIRECTIVE (2002/95/EC)

INITIAL RELEASE EC NO: USY2011-0769 DRAWN BY: F01AN CHKOCHIRSCY APPROVED BY: RMAHMOOD DATE: 2011/06/07	QUALITY SYMBOLS	GENERAL TOLERANCES (UNLESS SPECIFIED)	DIMENSION STYLE	SCALE	DESIGN UNITS	THIRD ANGLE PROJECTION
	▽=0	4 PLACES ± --- ± ---	MM ONLY	4:1	METRIC	☉
	▽=0	3 PLACES ± --- ± ---				
	▽=0	2 PLACES ± 0.13 ± ---				
		1 PLACE ± 0.25 ± ---				
		ANGULAR ± 1°				
		DRAFT WHERE APPLICABLE MUST REMAIN WITHIN DIMENSIONS				
			MATERIAL NO.	DOCUMENT NO.	TITLE	
			SEE TABLE	SD-74750-1140	QSFP+ HEAT SINK ASSEMBLY W/ HEAT SINK (TEAR DROP LEGS)	
					MOLEX INCORPORATED	
					SHEET NO. 2 OF 2	