

# WT18-3P430S40

W18-3

**SMALL PHOTOELECTRIC SENSORS**

**SICK**  
Sensor Intelligence.



Illustration may differ



## Ordering information

| Type          | Part no. |
|---------------|----------|
| WT18-3P430S40 | 1055350  |

Other models and accessories → [www.sick.com/W18-3](http://www.sick.com/W18-3)

## Detailed technical data

### Features

|  |   |
|--|---|
| <b>Functional principle</b>            | Photoelectric proximity sensor  |
| <b>Functional principle detail</b>     | Background suppression  |
| <b>Dimensions (W x H x D)</b>          | 17.6 mm x 75.5 mm x 33.5 mm   |
| <b>Housing design (light emission)</b> | Rectangular   |
| <b>Sensing range max.</b>              | 10 mm ... 381 mm <sup>1)</sup>  |
| <b>Sensing range</b>                   | 10 mm ... 381 mm <sup>1)</sup>  |
| <b>Type of light</b>                   | Visible red light   |
| <b>Light source</b>                    | LED <sup>2)</sup>   |
| <b>Light spot size (distance)</b>      | Ø 15 mm (300 mm)  |
| <b>Wave length</b>                     | 675 nm  |
| <b>Adjustment</b>                      | None  |
| <b>Special features</b>                | Sensing range preset to 381 mm based on objects to be sensed with 90 % reflectivity |

<sup>1)</sup> Object with 90% remission (based on standard white, DIN 5033).

<sup>2)</sup> Average service life: 100,000 h at T<sub>U</sub> = +25 °C.

### Mechanics/electronics

|                       |                                   |
|-----------------------|-----------------------------------|
| <b>Supply voltage</b> | 10 V DC ... 30 V DC <sup>1)</sup> |
|-----------------------|-----------------------------------|

<sup>1)</sup> Limit values when operated in short-circuit protected network: max. 8 A.

<sup>2)</sup> May not exceed or fall below U<sub>v</sub> tolerances.

<sup>3)</sup> Without load.

<sup>4)</sup> Signal transit time with resistive load.

<sup>5)</sup> With light/dark ratio 1:1.

<sup>6)</sup> A = V<sub>S</sub> connections reverse-polarity protected.

<sup>7)</sup> C = interference suppression.

<sup>8)</sup> D = outputs overcurrent and short-circuit protected.

|  |   |
|--|---|
| <b>Ripple</b>                          | < 5 V <sub>pp</sub> <sup>2)</sup>                     |
| <b>Current consumption</b>             | 40 mA <sup>3)</sup>                                   |
| <b>Switching output</b>                | PNP   |
| <b>Output function</b>                 | Complementary   |
| <b>Switching mode</b>                  | Light/dark switching                                  |
| <b>Output current I<sub>max.</sub></b> | ≤ 100 mA  |
| <b>Response time</b>                   | < 700 μs <sup>4)</sup>                                |
| <b>Switching frequency</b>             | 700 Hz <sup>5)</sup>                                  |
| <b>Connection type</b>                 | Male connector M12, 4-pin                             |
| <b>Circuit protection</b>              | A <sup>6)</sup><br>C <sup>7)</sup><br>D <sup>8)</sup> |
| <b>Weight</b>                          | 40 g  |
| <b>Special device</b>                  | ✓   |
| <b>Housing material</b>                | Plastic, ABS  |
| <b>Optics material</b>                 | Plastic, PMMA   |
| <b>Enclosure rating</b>                | IP67  |
| <b>Ambient operating temperature</b>   | -40 °C ... +60 °C                                     |
| <b>Ambient temperature, storage</b>    | -40 °C ... +75 °C                                     |
| <b>UL File No.</b>                     | NRKH.E181493 & NRKH7.E181493                          |

1) Limit values when operated in short-circuit protected network: max. 8 A.

2) May not exceed or fall below U<sub>v</sub> tolerances.

3) Without load.

4) Signal transit time with resistive load.

5) With light/dark ratio 1:1.

6) A = V<sub>S</sub> connections reverse-polarity protected.

7) C = interference suppression.


8) D = outputs overcurrent and short-circuit protected.

## Classifications

|                     |          |
|---------------------|----------|
| <b>eCl@ss 5.0</b>   | 27270904 |
| <b>eCl@ss 5.1.4</b> | 27270904 |
| <b>eCl@ss 6.0</b>   | 27270904 |
| <b>eCl@ss 6.2</b>   | 27270904 |
| <b>eCl@ss 7.0</b>   | 27270904 |
| <b>eCl@ss 8.0</b>   | 27270904 |
| <b>eCl@ss 8.1</b>   | 27270904 |
| <b>eCl@ss 9.0</b>   | 27270904 |
| <b>eCl@ss 10.0</b>  | 27270904 |
| <b>eCl@ss 11.0</b>  | 27270904 |
| <b>eCl@ss 12.0</b>  | 27270903 |
| <b>ETIM 5.0</b>     | EC002719 |
| <b>ETIM 6.0</b>     | EC002719 |

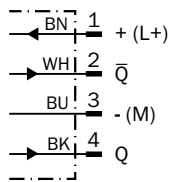
|                       |          |
|-----------------------|----------|
| <b>ETIM 7.0</b>       | EC002719 |
| <b>ETIM 8.0</b>       | EC002719 |
| <b>UNSPSC 16.0901</b> | 39121528 |

## Connection type



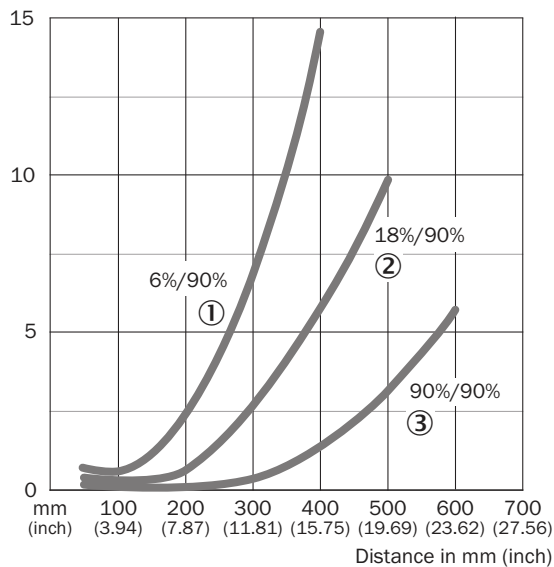
## Connection diagram

Cd-083

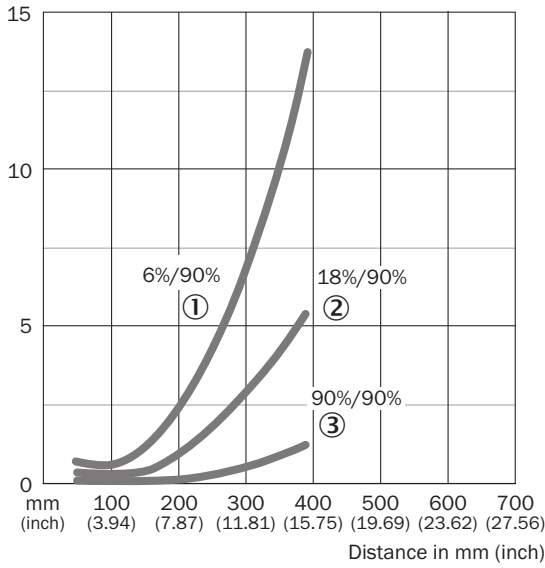


## Characteristic curve

WT18-3, red light

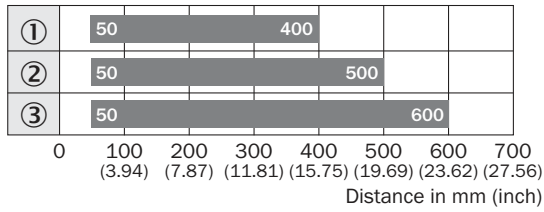


- ① Sensing range on black, 6% remission
- ② Sensing range on gray, 18 % remission
- ③ Sensing range on white, 90% remission



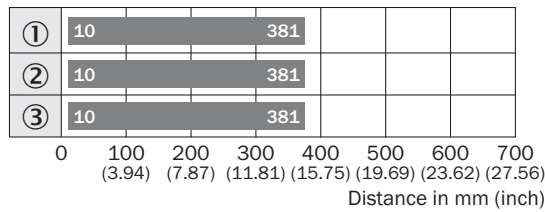
### Sensing range diagram

WT18-3, red light



#### ■ Sensing range

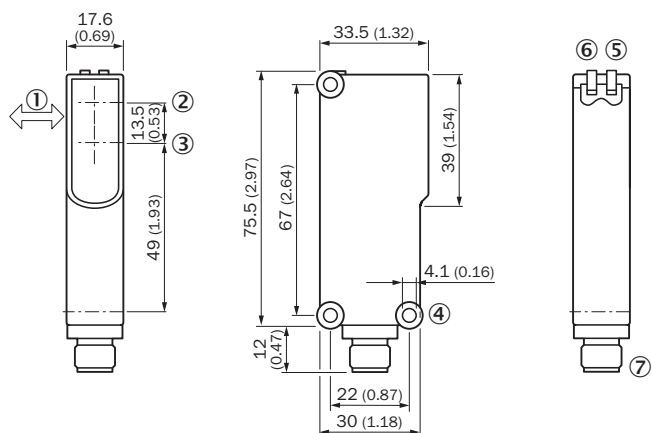
- ① Sensing range on black, 6% remission
- ② Sensing range on gray, 18% remission
- ③ Sensing range on white, 90% remission



#### ■ Sensing range

- ① Sensing range on black, 6% remission
- ② Sensing range on gray, 18% remission
- ③ Sensing range on white, 90% remission



**Dimensional drawing** (Dimensions in mm (inch))



- ① Standard direction of the material being detected
- ② Center of optical axis, sender
- ③ Center of optical axis, receiver
- ④ Mounting hole  $\varnothing$  4.1 mm
- ⑤ LED indicator yellow: Status of received light beam
- ⑥ LED indicator green: Supply voltage active
- ⑦ 4-pin M12 male connector or 2 m cable or 6-pin cubic connector

**Recommended accessories**

Other models and accessories → [www.sick.com/W18-3](http://www.sick.com/W18-3)

|   | Brief description   | Type               | Part no. |
|---|---|--------------------|----------|
| <b>Plug connectors and cables</b>   |   |                    |          |
|  | Head A: female connector, M12, 4-pin, straight, A-coded<br>Head B: Flying leads<br>Cable: Sensor/actuator cable, PVC, unshielded, 5 m | YF2A14-050VB3XLEAX | 2096235  |
|  | Head A: male connector, M12, 4-pin, straight<br>Cable: unshielded   | STE-1204-G         | 6009932  |

## SICK AT A GLANCE

SICK is one of the leading manufacturers of intelligent sensors and sensor solutions for industrial applications. A unique range of products and services creates the perfect basis for controlling processes securely and efficiently, protecting individuals from accidents and preventing damage to the environment.

We have extensive experience in a wide range of industries and understand their processes and requirements. With intelligent sensors, we can deliver exactly what our customers need. In application centers in Europe, Asia and North America, system solutions are tested and optimized in accordance with customer specifications. All this makes us a reliable supplier and development partner.

Comprehensive services complete our offering: SICK LifeTime Services provide support throughout the machine life cycle and ensure safety and productivity.

For us, that is “Sensor Intelligence.”

## WORLDWIDE PRESENCE:

Contacts and other locations [www.sick.com](http://www.sick.com)