

EMC filter surge protection device - SFP 1-5/120AC/EX - 2905205

Please be informed that the data shown in this PDF Document is generated from our Online Catalog. Please find the complete data in the user's documentation. Our General Terms of Use for Downloads are valid (<http://phoenixcontact.com/download>)



Device surge protection filter to limit powerful surge voltages, mounting on NS 35.

Product Description

Device protection with interference filter



Key Commercial Data

Packing unit	1 pc
Weight per Piece (excluding packing)	620.0 g
Custom tariff number	85363010
Country of origin	Germany

Technical data

Dimensions

Height	93 mm
Width	112 mm
Depth	79 mm

Ambient conditions

Degree of protection	IP20
Ambient temperature (operation)	-25 °C ... 70 °C
Ambient temperature (storage/transport)	-40 °C ... 85 °C

General

Standards/specifications	IEC 61643-1 2005
	EN 61643-11/A11 2007
	UL 1449 ed. 3: 2006 T4 for type 2
	UL 1283 ed. 5: 2005
IEC test classification	III

EMC filter surge protection device - SFP 1-5/120AC/EX - 2905205

Technical data

General

	T3
EN type	T3
Mounting type	DIN rail: 35 mm
Color	black
	silver
Housing material	Aluminum
Flammability rating according to UL 94	V-0
Type	Rail-mountable module, one-piece
Number of positions	2
Surge protection fault message	Optical, remote indicator contact
For country-specific use in	USA, CN, BR

Protective circuit

Nominal frequency f_N	50 Hz
	60 Hz
Maximum continuous operating voltage U_C (L-N)	150 V AC
Maximum continuous operating voltage U_C (L-PE)	150 V AC
Nominal current I_N	5 A (72°C)
Rated load current I_L	5 A (72°C)
Residual current I_{PE}	≤ 0.5 mA
Nominal discharge current I_n (8/20) μ s (L-N)	3 kA
Nominal discharge current I_n (8/20) μ s (L-PE)	3 kA
Operating effective current I_C at U_C	≤ 10 mA
Max. discharge current I_{max} (8/20) μ s maximum (L-N)	10 kA
Max. discharge current I_{max} (8/20) μ s maximum (L-PE)	10 kA
Combination wave U_{OC}	6 kV (3 kA)
Energy absorption symmetrical	170 J
Energy absorption, asymmetrical	2x 170 J
Voltage protection level U_p (L-N)	≤ 450 V (at 6 kV/3 kA)
Voltage protection level U_p (L-PE)	≤ 450 V (at 6 kV/3 kA)
Voltage protection level U_p (N-PE)	≤ 450 V (at 6 kV/3 kA)
Residual voltage at I_n , (L-N)	≤ 450 V
Residual voltage at I_n , (L-PE)	≤ 450 V
Residual voltage at I_n , (N-PE)	≤ 450 V
Response time t_A (L-N)	≤ 25 ns
Response time t_A (L-PE)	≤ 25 ns
Response time t_A (N-PE)	≤ 25 ns

EMC filter surge protection device - SFP 1-5/120AC/EX - 2905205

Technical data

Protective circuit

Inductivity in series	2x 1 mH \pm 30 % (with current compensation)
Capacity (L-N)	2 μ F \pm 10 % (X2, FOW X2-250V)
Capacity (L-PE)	2.2 nF \pm 20 % (Y, FOW X2-250V)
Capacity (L-PEN)	2.2 nF \pm 20 % (Y, FOW X2-250V)
Max. required back-up fuse	20 A (gL / gG)
	20 A (MCB, > 125 V, AIC: 14 kA)
Input attenuation aE, sym.	typ. 40 dB (\geq 500 kHz / 50 Ω)
Input attenuation aE, asym.	typ. 30 dB (\geq 1 MHz / 50 Ω)

Indicator/remote signaling

Connection name	Remote fault indicator contact
Switching function	PDT, 1-pos.
Connection method	Pluggable screw connection
Screw thread	M2
Tightening torque	0.25 Nm
Stripping length	7 mm
Conductor cross section flexible min.	0.14 mm ²
Conductor cross section flexible max.	1.5 mm ²
Conductor cross section solid min.	0.14 mm ²
Conductor cross section solid max.	1.5 mm ²
Conductor cross section AWG min.	28
Conductor cross section AWG max.	16

Connection data

Connection name	Input/output
Connection method	Screw terminal blocks
Conductor cross section flexible min.	2.5 mm ²
Conductor cross section flexible max.	4 mm ²
Conductor cross section solid min.	2.5 mm ²
Conductor cross section solid max.	6 mm ²
Screw thread	M3
Tightening torque	0.5 Nm ... 0.6 Nm
	5 lb _f -in. ... 7 lb _f -in.
Stripping length	8 mm

Protective circuit, filter

Discharge resistor	\leq 390 k Ω
--------------------	-----------------------

EMC filter surge protection device - SFP 1-5/120AC/EX - 2905205

Classifications

eCl@ss

eCl@ss 5.1	27130801
eCl@ss 6.0	27130806

Approvals

Approvals

Approvals


UL Recognized / cUL Recognized / CSAus / CSA / cULus Recognized / cCSAus


Ex Approvals

UL Recognized / cUL Recognized / cULus Recognized

Approvals submitted

Approval details

UL Recognized 

cUL Recognized 

CSAus

CSA

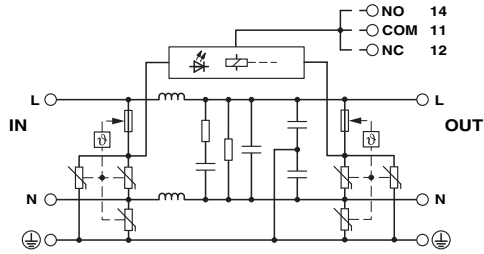
cULus Recognized 

cCSAus

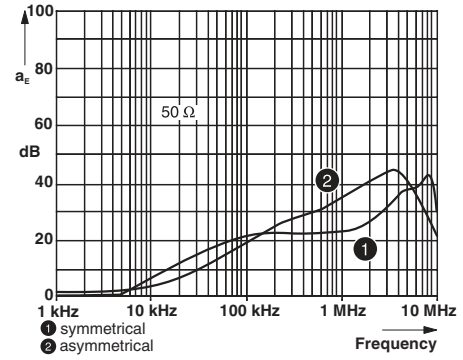
Drawings

EMC filter surge protection device - SFP 1-5/120AC/EX - 2905205

Circuit diagram



Diagram



Dimensional drawing

