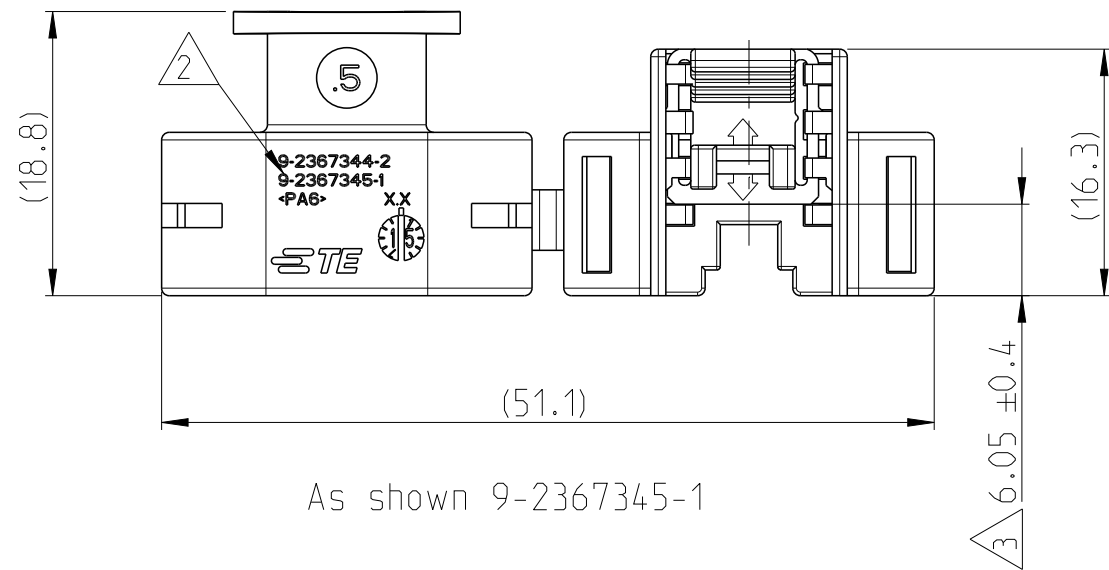
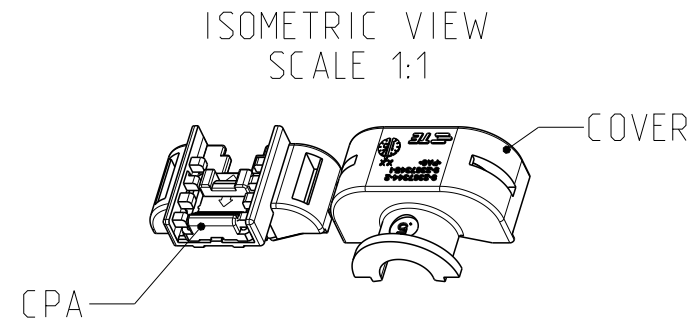
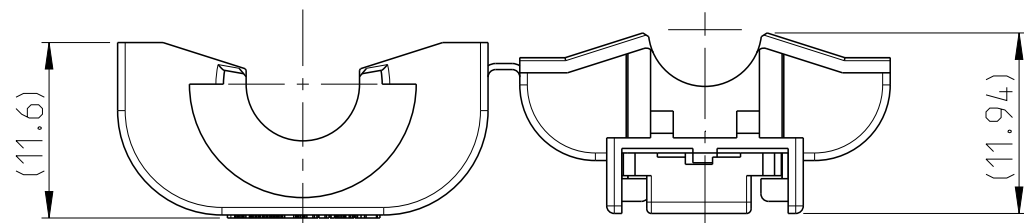


P	LTR	DESCRIPTION	DATE	DWN	APVD
B		RELEASE PER ECN-22-167733	02AUG2022	DFS	DFS
C		RELEASE PER ECN-23-202900	10MAR2023	BP	DS
C1		RELEASE PER ECN-23-218749	16JUN2023	VP	RW J
C2		RELEASE PER ECN-23-228147	24AUG2023	VP	RW J



As shown 9-2367345-1



NOTES:

1. MATERIALS:

COVER:  
 GENERIC MATERIAL: PBT  
 COLOR: BLACK

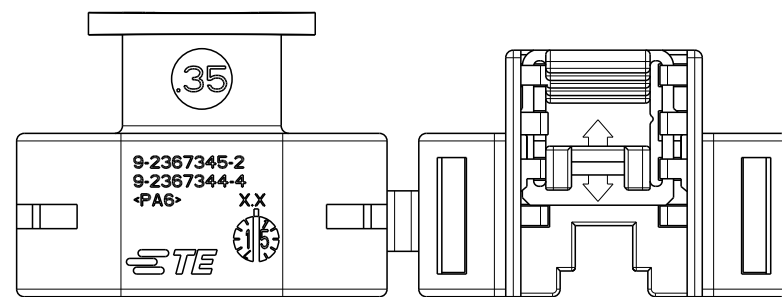
CPA:  
 GENERIC MATERIAL: PBT  
 COLOR: RED

△2 TE ASSEMBLY PART NUMBER


△3 PRE-LOCK POSITION

4. MATES WITH DTHIGHSPEED PLUG ASSEMBLY X-2367337-X

9-2367345-2	SEAL COVER 0.35mm <sup>2</sup>
9-2367345-1	SEAL COVER 0.50mm <sup>2</sup>
PART NO	DESCRIPTION



As shown 9-2367345-2



THIS DRAWING IS A CONTROLLED DOCUMENT.		DWN	22FEB2021	<b>STE</b> TE Connectivity											
DIMENSIONS: mm		CHK	23FEB2021												
TOLERANCES UNLESS OTHERWISE SPECIFIED:		APVD	24FEB2021												
<table border="1"> <tbody> <tr> <td>0 PLC</td> <td>±</td> </tr> <tr> <td>1 PLC</td> <td>±</td> </tr> <tr> <td>2 PLC</td> <td>±</td> </tr> <tr> <td>3 PLC</td> <td>±</td> </tr> <tr> <td>4 PLC</td> <td>±</td> </tr> <tr> <td>ANGLES</td> <td>±</td> </tr> </tbody> </table>		0 PLC	±		1 PLC	±	2 PLC	±	3 PLC	±	4 PLC	±	ANGLES	±	NAME
0 PLC	±														
1 PLC	±														
2 PLC	±														
3 PLC	±														
4 PLC	±														
ANGLES	±														
MATERIAL		PRODUCT SPEC	108-94825	SIZE	A3										
FINISH		APPLICATION SPEC	114-94706	CAGE CODE	00779										
		WEIGHT	2.7 g	DRAWING NO	9-2367345										
		CUSTOMER DRAWING		RESTRICTED TO	-										
		SCALE	2:1	SHEET	1 OF 1										
		REV	C2												