

FLORENTINA-HLD-SS

~16° smooth spot beam

SPECIFICATION:

Dimensions	285.6 x 19.5 mm
Height	9.5 mm
Fastening	screw
ROHS compliant	yes ⓘ

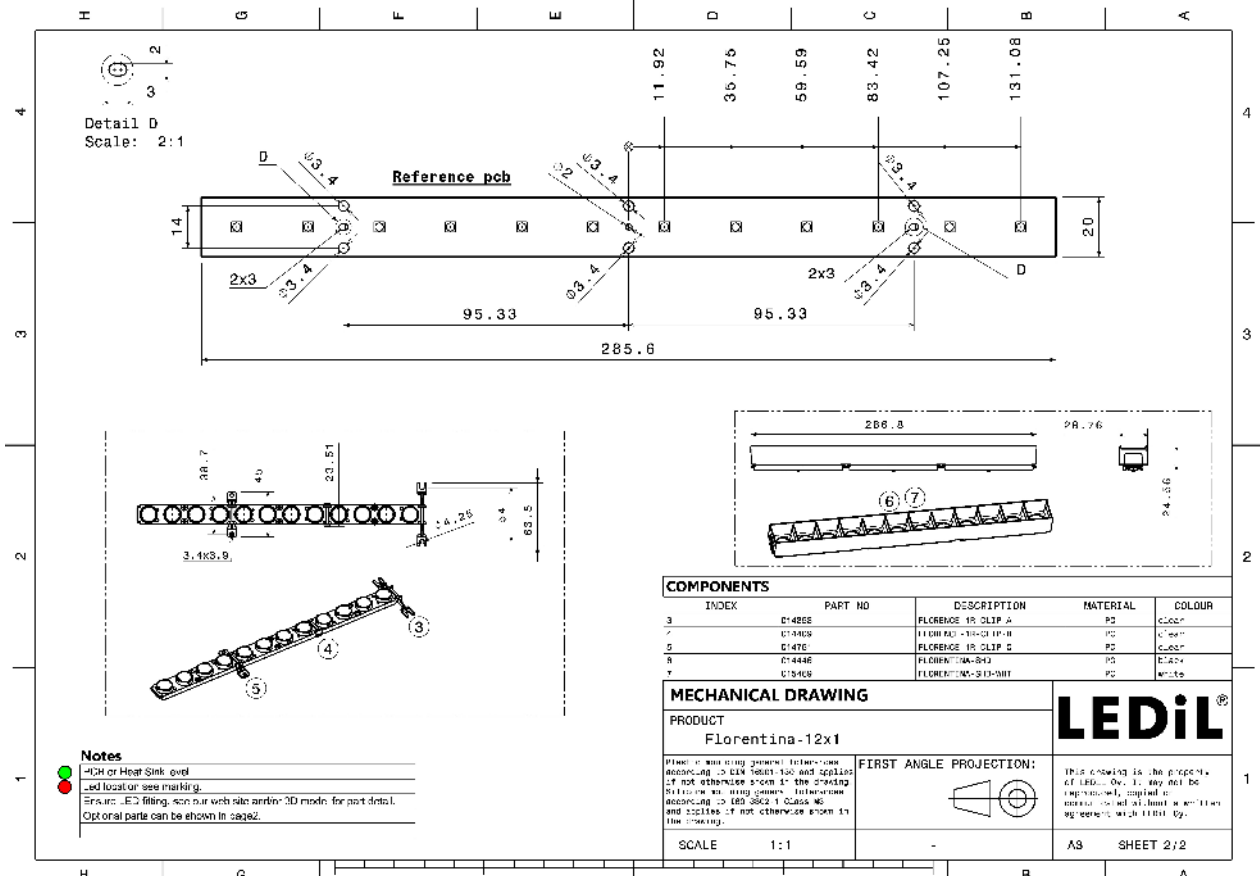
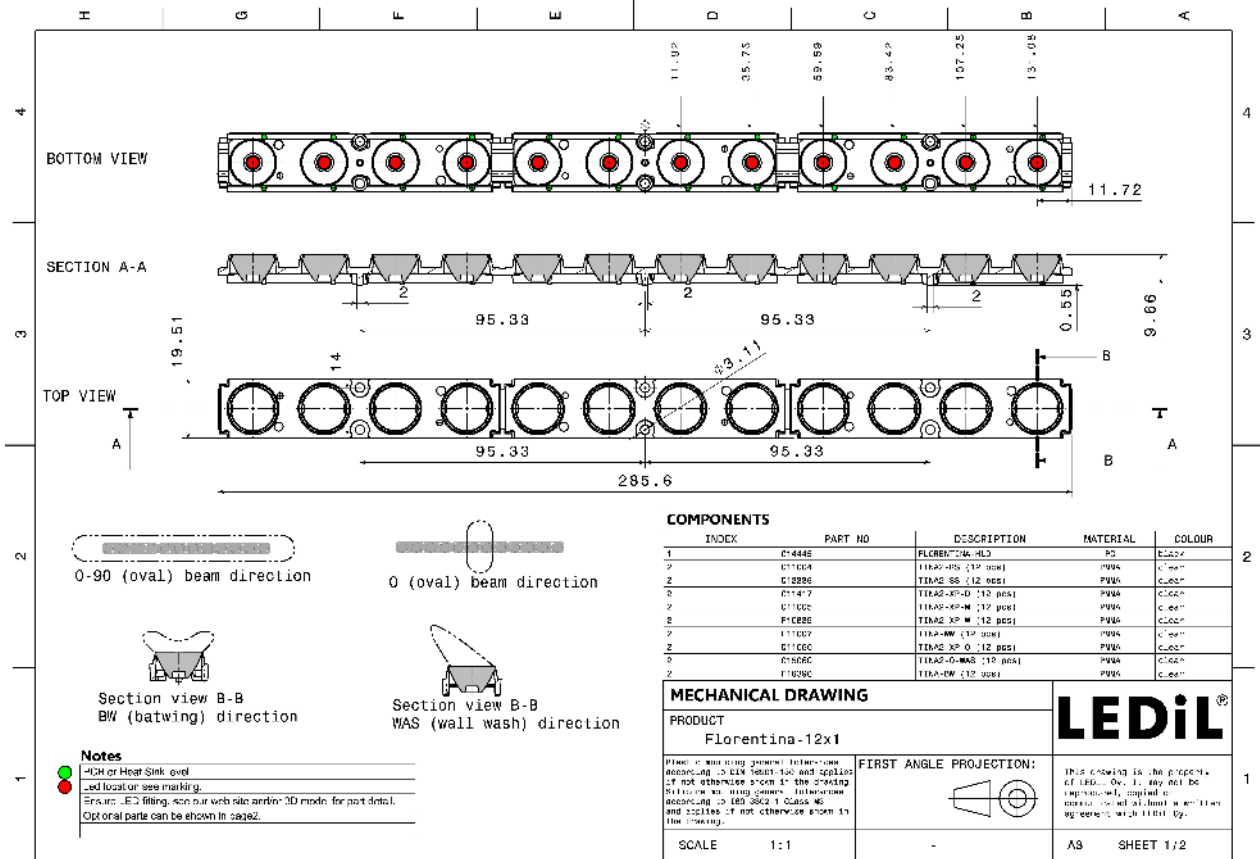
MATERIALS:

Component	Type	Material	Colour	Finish
TINA2-SS	Single lens	PMMA	clear	
FLORENTINA-HLD	Holder	PC	black	

ORDERING INFORMATION:


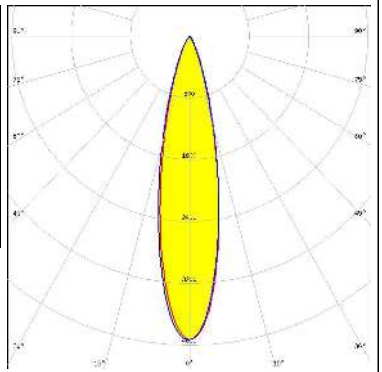

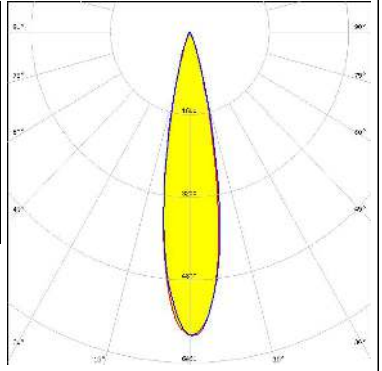

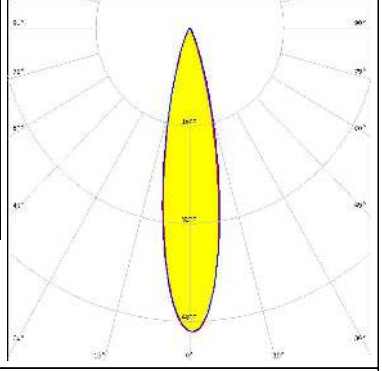

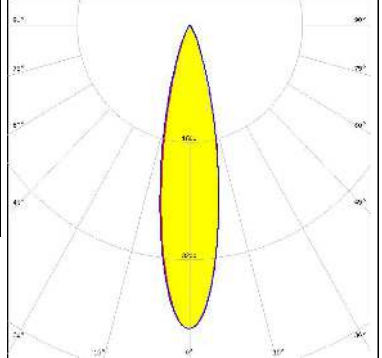
Component	Type	Qty in box	MOQ	MPQ	Box weight (kg)
CP14993_FLORENTINA-HLD-SS » Box size: 398 x 298 x 140 mm	Single lens	160	32	16	3.3




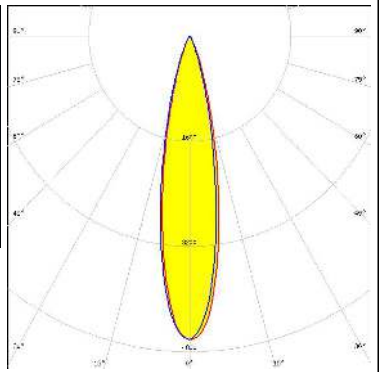

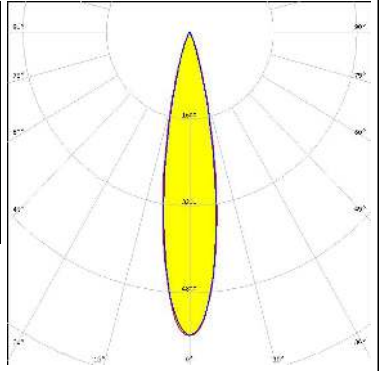

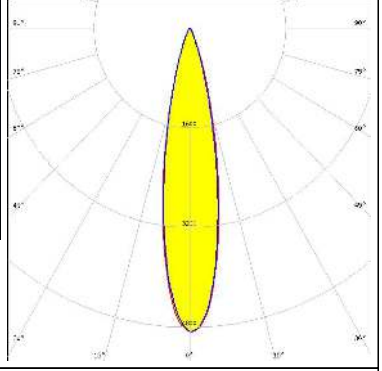

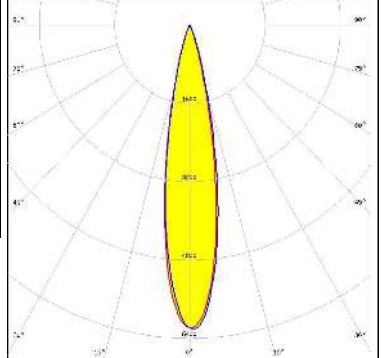


See also our general installation guide: www.ledil.com/installation_guide


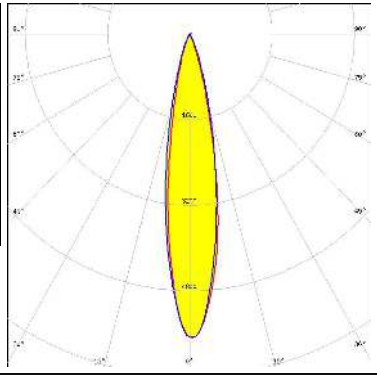

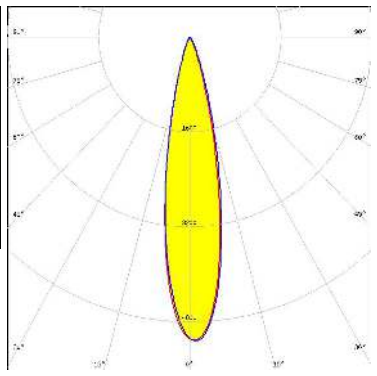

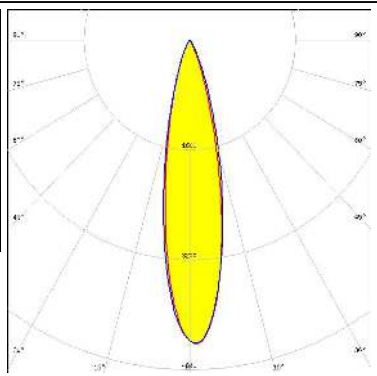

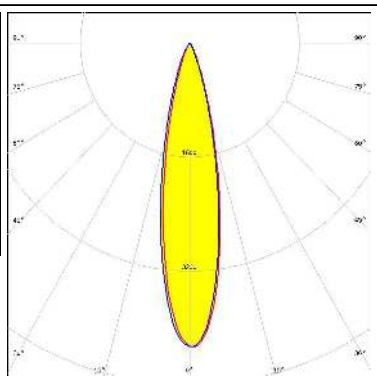
OPTICAL RESULTS (MEASURED):

<p>COMET The Professional Choice</p> <p>LED QUICK FLUX LED FL-XG 1x12 xxx</p> <p>FWHM / FWTM 23.0° / 46.0°</p> <p>Efficiency 83 %</p> <p>Peak intensity 3.9 cd/lm</p> <p>LEDs/each optic 1</p> <p>Light colour White</p> <p>Required components: C14446_FLORENTINA-SHD</p>		
<p>CREE LED</p> <p>LED XP-E2</p> <p>FWHM / FWTM 21.0° / 36.0°</p> <p>Efficiency 85 %</p> <p>Peak intensity 5.9 cd/lm</p> <p>LEDs/each optic 1</p> <p>Light colour White</p> <p>Required components: C14446_FLORENTINA-SHD</p>		
<p>CREE LED</p> <p>LED XP-G2</p> <p>FWHM / FWTM 22.0° / 41.0°</p> <p>Efficiency 87 %</p> <p>Peak intensity 5 cd/lm</p> <p>LEDs/each optic 1</p> <p>Light colour White</p> <p>Required components: C14446_FLORENTINA-SHD</p>		
<p>CREE LED</p> <p>LED XP-G3</p> <p>FWHM / FWTM 23.0° / 45.0°</p> <p>Efficiency 83 %</p> <p>Peak intensity 4.1 cd/lm</p> <p>LEDs/each optic 1</p> <p>Light colour White</p> <p>Required components: C14446_FLORENTINA-SHD</p>		


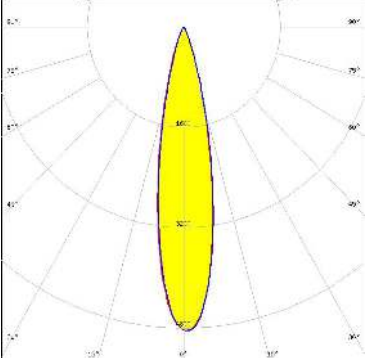

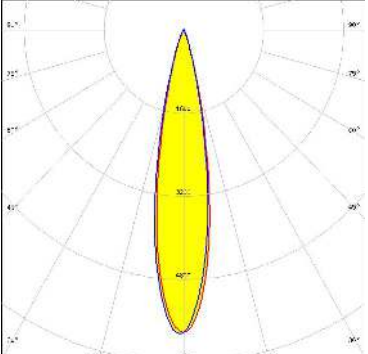

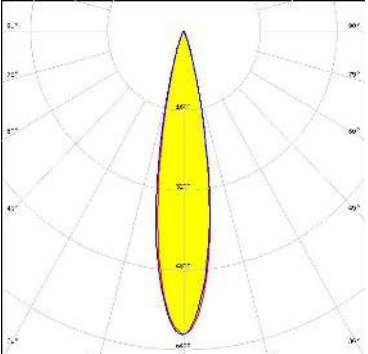

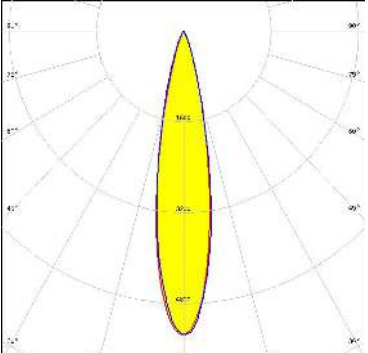
OPTICAL RESULTS (MEASURED):

<p>LUMILEDS</p> <p>LED LUXEON Rebel ES</p> <p>FWHM / FWTM 22.0° / 42.0°</p> <p>Efficiency 83 %</p> <p>Peak intensity 4.6 cd/m</p> <p>LEDs/each optic 1</p> <p>Light colour White</p> <p>Required components: C14446_FLORENTINA-SHD</p>		
<p>LUMILEDS</p> <p>LED LUXEON Rebel Plus</p> <p>FWHM / FWTM 20.0° / 38.0°</p> <p>Efficiency 84 %</p> <p>Peak intensity 5.6 cd/m</p> <p>LEDs/each optic 1</p> <p>Light colour White</p> <p>Required components: C14446_FLORENTINA-SHD</p>		
<p>LUMILEDS</p> <p>LED LUXEON TX</p> <p>FWHM / FWTM 21.0° / 41.0°</p> <p>Efficiency 84 %</p> <p>Peak intensity 4.9 cd/m</p> <p>LEDs/each optic 1</p> <p>Light colour White</p> <p>Required components: C14446_FLORENTINA-SHD</p>		
<p>LUMILEDS</p> <p>LED LUXEON Z ES</p> <p>FWHM / FWTM 20.0° / 36.0°</p> <p>Efficiency 85 %</p> <p>Peak intensity 6.2 cd/m</p> <p>LEDs/each optic 1</p> <p>Light colour White</p> <p>Required components: C14446_FLORENTINA-SHD</p>		

OPTICAL RESULTS (MEASURED):

<p>NICHIA</p> <p>LED NCSxE17A FWHM / FWTM 20.0° / 38.0° Efficiency 82 % Peak intensity 5.7 cd/lm LEDs/each optic 1 Light colour White Required components: C14446_FLORENTINA-SHD</p>		
<p>NICHIA</p> <p>LED NCSxx19B FWHM / FWTM 21.0° / 39.0° Efficiency 84 % Peak intensity 5.1 cd/lm LEDs/each optic 1 Light colour White Required components: C14446_FLORENTINA-SHD</p>		
<p>NICHIA</p> <p>LED NF2x757G FWHM / FWTM 22.0° / 44.0° Efficiency 87 % Peak intensity 4.5 cd/lm LEDs/each optic 1 Light colour White Required components: C14446_FLORENTINA-SHD</p>		
<p>NICHIA</p> <p>LED NVSxx19B/NVSxx19C FWHM / FWTM 22.0° / 43.0° Efficiency 82 % Peak intensity 4.3 cd/lm LEDs/each optic 1 Light colour White Required components: C14446_FLORENTINA-SHD</p>		

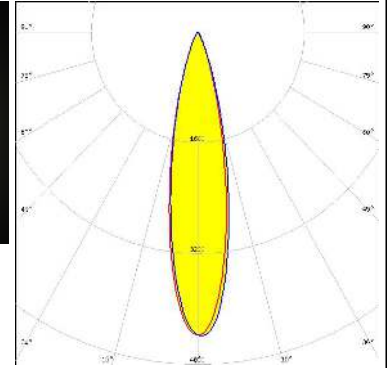
OPTICAL RESULTS (MEASURED):

<p>OSRAM Opto Semiconductors</p> <p>LED OSLON Square EC</p> <p>FWHM / FWTM 21.0° / 40.0°</p> <p>Efficiency 82 %</p> <p>Peak intensity 4.9 cd/m</p> <p>LEDs/each optic 1</p> <p>Light colour White</p> <p>Required components: C14446_FLORENTINA-SHD</p>		
<p>OSRAM Opto Semiconductors</p> <p>LED OSLON SSL 150</p> <p>FWHM / FWTM 20.0° / 36.0°</p> <p>Efficiency 86 %</p> <p>Peak intensity 5.8 cd/m</p> <p>LEDs/each optic 1</p> <p>Light colour White</p> <p>Required components:</p>		
<p>OSRAM Opto Semiconductors</p> <p>LED OSLON SSL 150</p> <p>FWHM / FWTM 20.0° / 35.0°</p> <p>Efficiency 83 %</p> <p>Peak intensity 6.1 cd/m</p> <p>LEDs/each optic 1</p> <p>Light colour White</p> <p>Required components: C14446_FLORENTINA-SHD</p>		
<p>OSRAM Opto Semiconductors</p> <p>LED OSLON SSL 80</p> <p>FWHM / FWTM 20.0° / 38.0°</p> <p>Efficiency 83 %</p> <p>Peak intensity 5.4 cd/m</p> <p>LEDs/each optic 1</p> <p>Light colour White</p> <p>Required components: C14446_FLORENTINA-SHD</p>		

OPTICAL RESULTS (MEASURED):

SAMSUNG

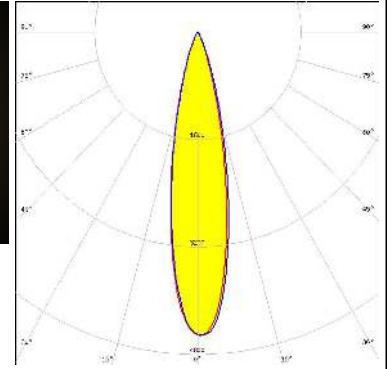
LED LH351B
 FWHM / FWTM 22.0° / 43.0°
 Efficiency 84 %
 Peak intensity 4.4 cd/lm
 LEDs/each optic 1
 Light colour White
 Required components:
 C14446_FLORENTINA-SHD



TOSHIBA

Leading Innovation >>>

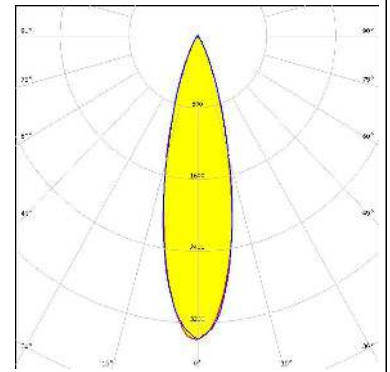
LED TL1L4
 FWHM / FWTM 22.0° / 42.0°
 Efficiency 81 %
 Peak intensity 4.5 cd/lm
 LEDs/each optic 1
 Light colour White
 Required components:
 C14446_FLORENTINA-SHD



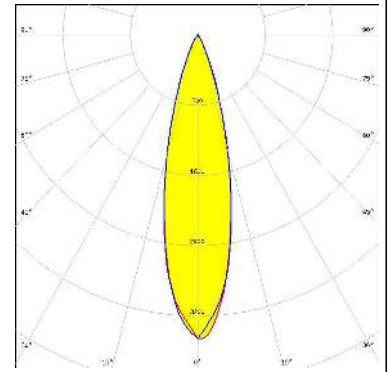
OPTICAL RESULTS (SIMULATED):



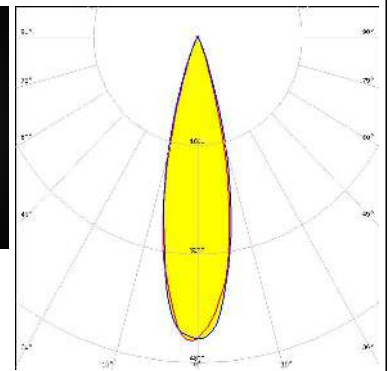

LED J Series 3030
 FWHM / FWTM 26.0° / 50.0°
 Efficiency 89 %
 Peak intensity 3.4 cd/lm
 LEDs/each optic 1
 Light colour White
 Required components:



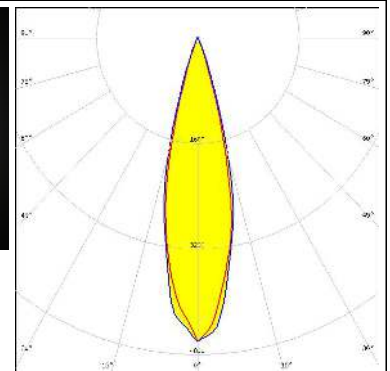

LED J Series 3030
 FWHM / FWTM 26.0° / 48.0°
 Efficiency 84 %
 Peak intensity 3.5 cd/lm
 LEDs/each optic 1
 Light colour White
 Required components:
 C14446_FLORENTINA-SHD




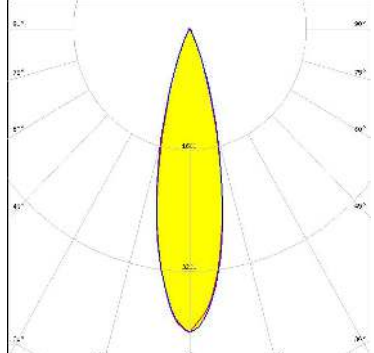

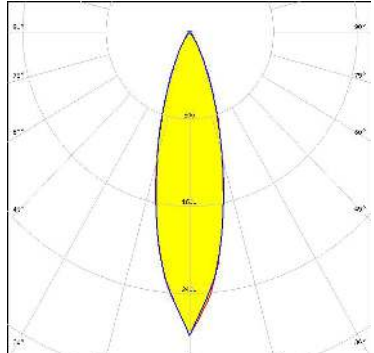
LED XQ-E HD
 FWHM / FWTM 25.0° / 41.0°
 Efficiency 89 %
 Peak intensity 4.6 cd/lm
 LEDs/each optic 1
 Light colour White
 Required components:
 C14446_FLORENTINA-SHD



LED XQ-E HI
 FWHM / FWTM 26.0° / 40.0°
 Efficiency 89 %
 Peak intensity 4.7 cd/lm
 LEDs/each optic 1
 Light colour White
 Required components:
 C14446_FLORENTINA-SHD



OPTICAL RESULTS (SIMULATED):

<p></p> <p>LED NVSxE21A FWHM / FWTM 25.0° / 45.0° Efficiency 86 % Peak intensity 4.9 cd/lm LEDs/each optic 1 Light colour White Required components: C14446_FLORENTINA-SHD</p>	
<p></p> <p>LED NWSx229A FWHM / FWTM 27.0° / 54.0° Efficiency 84 % Peak intensity 2.8 cd/lm LEDs/each optic 1 Light colour White Required components: C14446_FLORENTINA-SHD</p>	

GENERAL INFORMATION:

NOTE: The typical beam angle will be changed by different color, chip size and chip position tolerance. The typical total beam angle is the full angle measured where the luminous intensity is half of the peak value.

MATERIALS:

As part of our continuous research and improvement processes, and to ensure the best possible quality and availability of our products, LEDiL reserves the right to change material grades without notice.

PRODUCT DATA USER AGREEMENT AND DISCLAIMER:

The measured data in the provided downloadable LEDiL Product Datasheets and Mechanical 2D-Drawings is rounded and provided as reference for planning. LEDiL Oy's optical specifications have been verified by conducting performance testing of the products in accordance with the company's quality system. The reported data are averaged results of multiple measurements with typical variation. LEDiL Oy reserves the right to without prior notification make changes and improvements to its products.

LEDiL Oy assumes neither warranty, nor guarantee nor any other liability of any kind for the contents and correctness of the provided data. The provided data has been generated with highest diligence but the provided data may in reality not represent the complete possible variation range of all intrinsic parameters. Therefore, in certain cases a deviation from the provided data could occur.

LEDiL Oy reserves the right to undertake technical changes of its products without further notification which could lead to changes in the provided data. LEDiL Oy assumes no liability of any kind for the possible deviation from any provided data or any other damage resulting from the usage of the provided data.

The user agrees to this disclaimer and user agreement with the download or usage of the provided files.

LEDiL Oy

Joensuunkatu 13
FI-24240 SALO
Finland

LEDiL Inc.

228 West Page Street
Suite D
Sycamore IL 60178
USA

Ledil Optics Technology (Shenzhen) Co., Ltd.

405 , Block B
Casic Motor Building
Shenzhen 518057
P.R.CHINA

Local sales and technical support

[www.ledil.com/
where_to_buy](http://www.ledil.com/where_to_buy)

Shipping locations

Salo, Finland
Hong Kong, China

Distribution Partners

[www.ledil.com/
where_to_buy](http://www.ledil.com/where_to_buy)