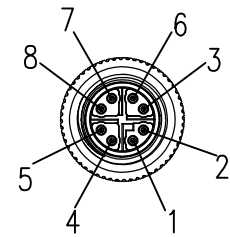
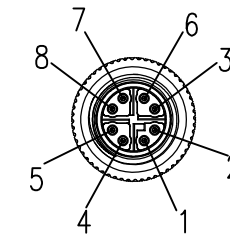
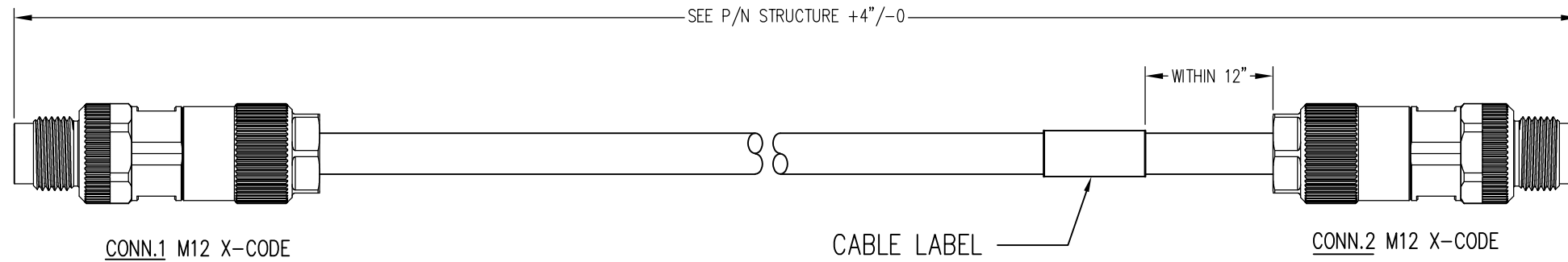


DATE	REV	ECN	APP'D. BY
10/15/19	A0	RELEASED	ADB
03/23/20	A1	11524	ADB
05/20/20	A2	11556	JE



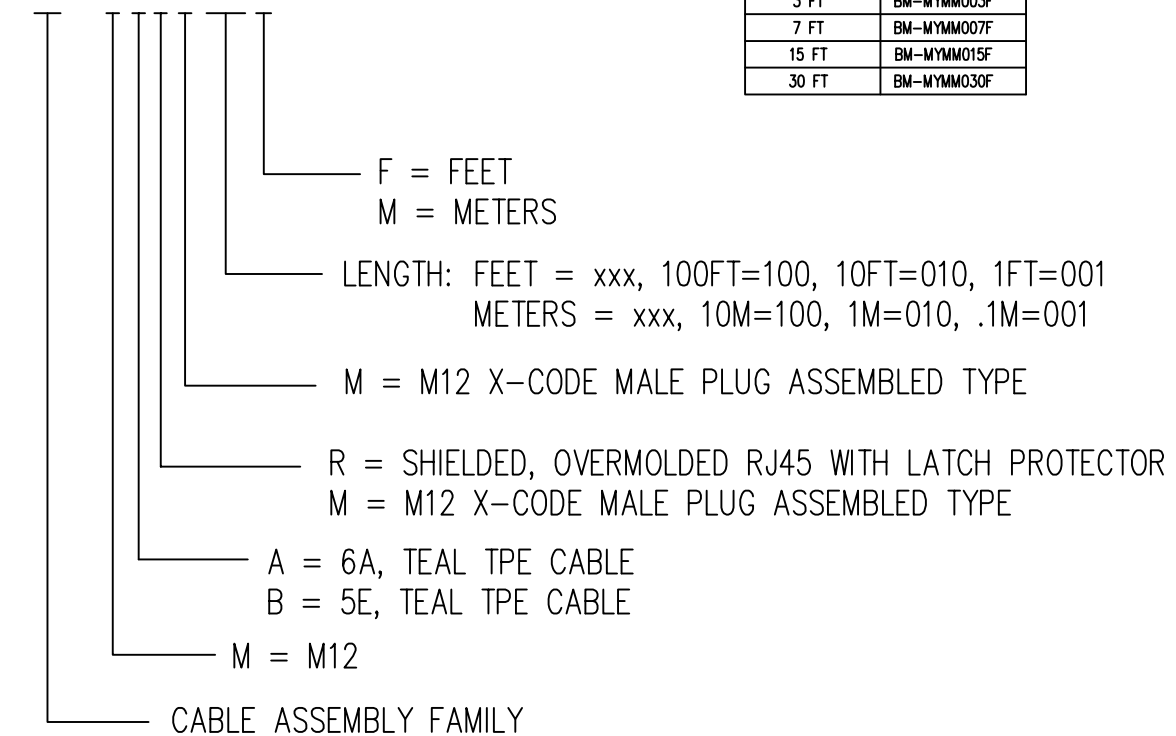
PER EIA/TIA 568B



PER EIA/TIA 568B

P/N STRUCTURE:

BM-MYMMxxxF

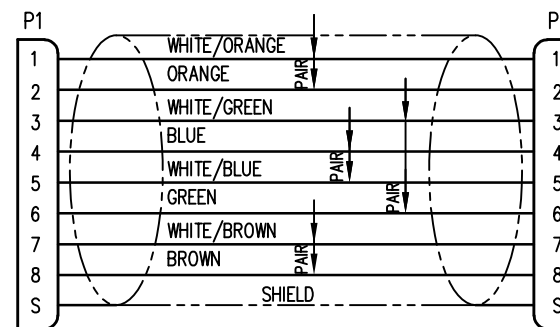


LENGTH	Part Number
3 FT	BM-MYMM003F
7 FT	BM-MYMM007F
15 FT	BM-MYMM015F
30 FT	BM-MYMM030F

NOTES:

- M12 CONNECTOR COMPONENTS:
HOUSING: THERMOPLASTIC UL94 V-0
CONTACTS: COPPER ALLOY
SHELL: COPPER ALLOYS AND ZINC ALLOY
SEALING: NBR
CONTACT PLATING: UNDERPLATE: 50u"~70u" NICKEL
CONTACT AREA: 10u" GOLD
- CABLE CONSTRUCTION:
STRANDED, TIN PLATED COPPER
4PR, SF/UTP, TYPE CMX
TPE JACKET
- ELECTRICAL TESTING:
100% TRANSMISSION TESTED FOR PERFORMANCE
- PACKAGING:
ONE CABLE PER BAG

PIN ASSIGNMENT



568B STANDARD WIRING MAP

PIN NUMBER / WIRE COLOR CROSS REFERENCE		
IEC 61076-2-109	TIA/EIA 568B	WIRE COLOR
1	1	WHITE-ORANGE
2	2	ORANGE
3	3	WHITE-GREEN
4	6	GREEN
5	7	WHITE-BROWN
6	8	BROWN
7	5	WHITE-BLUE
8	4	BLUE



THIRD ANGLE PROJECTION	<p>1118 Susquehanna Trail South Glen Rock, PA 17327-9199 (717) 235-7512 http://www.stewartconnector.com</p>
DO NOT SCALE DRAWING DRAWING IS SUBJECT TO CHANGE WITHOUT NOTICE	
DIMENSIONS: INCHES [METRIC]	TITLE: M12 X-CODE MALE TO M12 X-CODE MALE
UNLESS OTHERWISE SPECIFIED TOLERANCES ARE ±.008 [0.20] ANGLES ARE ± 1°	DRN BY: JMM DATE: 09-18-19
SHEET NO. 1 OF 1	APPD BY: ADB DATE: 10-15-19
	DWG NO. CT999202 REV. A2