


## Printed-circuit board connector - MC 1,5/12-ST-3,81 OG - 1706891

Please be informed that the data shown in this PDF Document is generated from our Online Catalog. Please find the complete data in the user's documentation. Our General Terms of Use for Downloads are valid (<http://download.phoenixcontact.com>)

Plug component, Nominal current: 8 A, Number of positions: 12, Pitch: 3.81 mm, Connection method: Screw connection, Color: Orange, Contact surface: Tin

### Key commercial data

Packing unit	1 PCE
Minimum order quantity	1000 PCE
GTIN	 4 046356 033602
Custom tariff number	85366990
Country of origin	GERMANY

### Technical data

#### Dimensions / positions

Pitch	3.81 mm
Dimension a	41.91 mm
Number of positions	12

#### Technical data

Range of articles	MC 1,5/...-ST
Connection in acc. with standard	EN-VDE
Nominal current $I_N$	8 A
Nominal voltage $U_N$	160 V
Nominal cross section	1.5 mm <sup>2</sup>
Nominal voltage, UL/CUL Use Group B	300 V
Nominal current, UL/CUL Use Group B	8 A
Nominal voltage, UL/CUL Use Group D	300 V
Nominal current, UL/CUL Use Group D	8 A

#### Connection data

Conductor cross section solid min.	0.14 mm <sup>2</sup>
Conductor cross section solid max.	1.5 mm <sup>2</sup>
Conductor cross section stranded min.	0.14 mm <sup>2</sup>
Conductor cross section stranded max.	1.5 mm <sup>2</sup>
Conductor cross section stranded, with ferrule without plastic sleeve min.	0.25 mm <sup>2</sup>
Conductor cross section stranded, with ferrule without plastic sleeve max.	1.5 mm <sup>2</sup>

# Printed-circuit board connector - MC 1,5/12-ST-3,81 OG - 1706891

## Technical data

### Connection data

Conductor cross section stranded, with ferrule with plastic sleeve min.	0.25 mm <sup>2</sup>
Conductor cross section stranded, with ferrule with plastic sleeve max.	0.5 mm <sup>2</sup>
Conductor cross section AWG/kcmil min.	28
Conductor cross section AWG/kcmil max	16
2 conductors with same cross section, solid min.	0.08 mm <sup>2</sup>
2 conductors with same cross section, solid max.	0.5 mm <sup>2</sup>
2 conductors with same cross section, stranded min.	0.08 mm <sup>2</sup>
2 conductors with same cross section, stranded max.	0.75 mm <sup>2</sup>
2 conductors with same cross section, stranded, ferrules without plastic sleeve, min.	0.25 mm <sup>2</sup>
2 conductors with same cross section, stranded, ferrules without plastic sleeve, max.	0.34 mm <sup>2</sup>
2 conductors with same cross section, stranded, TWIN ferrules with plastic sleeve, min.	0.5 mm <sup>2</sup>
2 conductors with same cross section, stranded, TWIN ferrules with plastic sleeve, max.	0.5 mm <sup>2</sup>
Minimum AWG according to UL/CUL	30
Maximum AWG according to UL/CUL	14

## Classifications

### ETIM

ETIM 3.0	EC001121
ETIM 4.0	EC002638
ETIM 5.0	EC002638

### UNSPSC

UNSPSC 11	39121409
UNSPSC 12.01	39121409
UNSPSC 13.2	39121409
UNSPSC 6.01	30211810
UNSPSC 7.0901	39121409

### eCl@ss

eCl@ss 4.0	272607xx
eCl@ss 4.1	27260701
eCl@ss 5.0	27260701
eCl@ss 5.1	27141190
eCl@ss 6.0	27260704

# Printed-circuit board connector - MC 1,5/12-ST-3,81 OG - 1706891

## Classifications

eCl@ss

eCl@ss 7.0	27440402
------------	----------

## Approvals

Approvals


Approvals


CSA / UL Recognized / VDE Gutachten mit Fertigungsüberwachung / cUL Recognized / IEC60335-1 / IEC60335-2-1 / IEC60335-2-15 / IEC60335-2-16 / IEC60335-2-17 / IEC60335-2-18 / IEC60335-2-19 / IEC60335-2-20 / IEC60335-2-21 / IEC60335-2-22 / IEC60335-2-23 / IEC60335-2-24 / IEC60335-2-25 / IEC60335-2-26 / IEC60335-2-27 / IEC60335-2-28 / IEC60335-2-29 / IEC60335-2-30 / IEC60335-2-31 / IEC60335-2-32 / IEC60335-2-33 / IEC60335-2-34 / IEC60335-2-35 / IEC60335-2-36 / IEC60335-2-37 / IEC60335-2-38 / IEC60335-2-39 / IEC60335-2-40 / IEC60335-2-41 / IEC60335-2-42 / IEC60335-2-43 / IEC60335-2-44 / IEC60335-2-45 / IEC60335-2-46 / IEC60335-2-47 / IEC60335-2-48 / IEC60335-2-49 / IEC60335-2-50 / IEC60335-2-51 / IEC60335-2-52 / IEC60335-2-53 / IEC60335-2-54 / IEC60335-2-55 / IEC60335-2-56 / IEC60335-2-57 / IEC60335-2-58 / IEC60335-2-59 / IEC60335-2-60 / IEC60335-2-61 / IEC60335-2-62 / IEC60335-2-63 / IEC60335-2-64 / IEC60335-2-65 / IEC60335-2-66 / IEC60335-2-67 / IEC60335-2-68 / IEC60335-2-69 / IEC60335-2-70 / IEC60335-2-71 / IEC60335-2-72 / IEC60335-2-73 / IEC60335-2-74 / IEC60335-2-75 / IEC60335-2-76 / IEC60335-2-77 / IEC60335-2-78 / IEC60335-2-79 / IEC60335-2-80 / IEC60335-2-81 / IEC60335-2-82 / IEC60335-2-83 / IEC60335-2-84 / IEC60335-2-85 / IEC60335-2-86 / IEC60335-2-87 / IEC60335-2-88 / IEC60335-2-89 / IEC60335-2-90 / IEC60335-2-91 / IEC60335-2-92 / IEC60335-2-93 / IEC60335-2-94 / IEC60335-2-95 / IEC60335-2-96 / IEC60335-2-97 / IEC60335-2-98 / IEC60335-2-99 / IEC60335-2-100


Ex Approvals

Approvals submitted

## Approval details

CSA 		
	B	D
mm <sup>2</sup> /AWG/kcmil	28-16	28-16
Nominal current I <sub>N</sub>	8 A	8 A
Nominal voltage U <sub>N</sub>	300 V	300 V


UL Recognized 		
	B	D
mm <sup>2</sup> /AWG/kcmil	30-14	30-14
Nominal current I <sub>N</sub>	8 A	8 A
Nominal voltage U <sub>N</sub>	300 V	300 V

VDE Gutachten mit Fertigungsüberwachung 	
mm <sup>2</sup> /AWG/kcmil	0.2-1.5


# Printed-circuit board connector - MC 1,5/12-ST-3,81 OG - 1706891

## Approvals

Nominal current I <sub>N</sub>	8 A
Nominal voltage U <sub>N</sub>	160 V


cUL Recognized 

	B	D
mm <sup>2</sup> /AWG/kcmil	30-14	30-14
Nominal current I <sub>N</sub>	8 A	8 A
Nominal voltage U <sub>N</sub>	300 V	300 V

IECEE CB Scheme 

mm <sup>2</sup> /AWG/kcmil	0.2-1.5
Nominal current I <sub>N</sub>	8 A
Nominal voltage U <sub>N</sub>	160 V

GOST 

GOST 

CCA

mm <sup>2</sup> /AWG/kcmil	0.2-1.5
Nominal current I <sub>N</sub>	8 A
Nominal voltage U <sub>N</sub>	160 V

cULus Recognized 